

Accessories

Trendway product catalogs are available in the following design software: CAP, Data One, Giza, Midnight-Oil, and Project Matrix. The Systems price list is also available in .pdf (Acrobat Reader) format on www.trenddealer.com. For Architects and Designers, a free FSL (Furniture Symbol Library) is available on www.trendway.com.

Product dimensions are given throughout the product catalog and are followed by parenthesis which have the metric equivalent in millimeters. For example: A Rectangular Work Surface is available in a 48" (1219)-width.

Ordering Information

The most efficient way to enter an order is through Trendway On-Line Order Entry on dealer.trendway.com, which also accepts .sif files from the design software listed above. Faxed orders are available as well but may extend lead-times.

Order specification examples are shown throughout the price list at the bottom of each page. Be sure to follow the order sequence carefully to ensure complete and accurate order specification.

After placing an order, Trendway will send an order acknowledgement that follows the sequence of information outlined below. Trendway encourages you to follow the same steps so that checking your order against the acknowledgement will be as easy as possible.

Placing an Order

To make placing an order simple, Trendway On-Line Order Entry automatically prompts the product and option decisions that are required. For accurate order processing on faxed orders, please type or use legible handwriting, and be sure to include the following information:

1. A complete "sold to" address with correct Zip code.
2. A complete "ship to" address with correct Zip code.
3. A purchase order number. (The order is issued to Trendway Corporation, Holland, Michigan.)
4. A signature or name of person authorizing the purchase order.
5. A contact name and phone number at your company.
6. An actual calendar date for the requested delivery date (not ASAP).

7. Line items that are complete, which means all catalog numbers and descriptions, options listed for each product selected, fabric/finish pattern and color descriptions, and all corresponding letter or number codes. Be sure to make a pick for all available options. Also, combine identical items and specify total quantity unless using special marking or tagging.

(Refer to your price list for ordering options.)

8. Special products referenced by their control numbers as well as their descriptions.
9. Line items that include price per unit, as well as extended totals.
10. A total dollar amount for the purchase order.
11. Any special shipping requirements clearly noted; i.e., "call before delivery."

By placing your orders correctly and completely the first time around, your order will be processed and scheduled without delay (subject to credit approval).

Lead-Times

The majority of Accessory products are shipped within Trendway's standard lead time. Extended lead-time items in the catalog are designated by shading.

Note: Shipping lead-times are subject to product availability due to order size. For exact lead-times on your order contact Trendway Customer Care.

Product Questions, Quotes & Order Placement On-Line

www.trenddealer.com

Hours: 24 Hours, 7 Days a Week

Customer Care Representative

Hours: Monday-Friday
7:30 am to 5:30 pm EST
Phone: 1-800-893-8115
Fax: 1-800-893-8121
e-mail: customercare@trendway.com

Trendway Custom Solutions

Phone: 1-800-893-8117

For more information on Order Placement, Confirmation, and Lead-Times, see the Pricing, Procedures & Policies section in the back of this Price List.

1. Transportation

All orders are shipped by Trendway truck or common carrier. List prices shown include Trendway specified freight cost on all orders. For additional information about transportation, contact the Trendway Customer Care Department at 1-800-893-8115.

2. Prices

Prices shown in this offering are F.O.B. origin, freight prepaid. Trendway reserves the right to change prices without notice.

Sequence Information

The table below shows a sample of the price list format's sequence of information which will assist when placing an order and checking an order acknowledgement.

Sample
Part Number:

SCNSMPU362424	.H	.BB	.K	.FF	.AH2
-----	-	--	-	--	---

Surface Material Program

The Trendway Surface Material Program includes a broad selection of coordinated fabrics, laminate and trim finish options. Additionally, Trendway offers a Customers Own Material (COM) program to allow customers to further personalize their work stations.

The following sections describe the Trendway Surface Materials vocabulary.

Standard Program

Trendway's Standard Program of timeless and popular fabrics, finishes, vinyls and laminates, is recommended for corporate standards programs. These fabrics are carded and swatched by Trendway. Materials in the Trendway Standard Program offering are readily available for orders to ship within 2-4 weeks. Refer to individual panels for fire rating classifications.

Scheduled Program

Trendway's Schedule Program is made up of additional colors of standard patterns, as well as an evolving collection of fabrics from our textile partners designed to solve all your needs. Influenced and kept up to date by emerging trends, the typical life span in this program is one to three years and is not considered part of the standard program. To see the Scheduled fabrics go to the surface material page on our website at www.Trendway.com and filter for "Scheduled" under "Lead-Times". Scheduled fabrics may have different lead time than standard fabrics. Please call Trendway customer care for estimated ship dates.

Both Standard and Scheduled Materials in this program comply with the industry standards for quality and performance.

They all pass California Technical Bulletin 117-2013 and are listed as part of the UL recognized component program.

COM

Customers Own Material program allows customers to select and specify their own fabric or laminate on Trendway product. For detailed information see item #11 (COM) in the Pricing, Procedures and Policies section in the back of the price list or on Trenddealer.com.

Pre-Approved COM

Select from popular COM fabrics pre-approved by Trendway. Customers are able to search the COM library on dealer.trendway.com for fabrics and specific applications that have passed manufacturability testing on Trendway product.

HOW TO ORDER SAMPLES**Standard Program Binder Cards**

Seating and panel binder cards are available through Trendway fulfillment. dealer.trendway.com

Standard Program Samples

Samples of fabrics and finishes are available through Trendway fulfillment. dealer.trendway.com

Scheduled Samples

Samples must be ordered directly through the supplier. Contact information is listed below and also on our website www.trendway.com/surface-materials. Click on the link next to the swatch samples.

Camira

www.camirafabrics.com
1-616-288-0655

Culp Contract

www.culpcontract.com
336-888-6274

Guilford Of Maine®

www.guilfordofmaine.com
1-800-544-0200

Mayer Fabrics

www.mayerfabrics.com
1-800-428-4415

Momentum® Textiles

www.memosamples.com
1-800-366-6839

Nevamar

www.nevamar.com
1-800-638-4380

Pionite

www.pionite.com
1-800-746-6483

Ultrafabrics®

www.ultrafabricsinc.com
914-460-1730

Wilsonart®

www.wilsonart.com
1-800-433-3222

Surface Material Legend

 = 100% Recycled Content

 = Bleach Cleanable. Refer to specific cleaning instructions for each fabric on www.Trendway.com.

Pattern	Capture Tiles	Choices Panels & All Systems Components	Fabric Screens	Tackboards		TrendWall	Volo	Cushion Tops
				> 60"	< 60"			
Amaze	↓	↓	↓	R	↓	↓	↓	•
Anchorage	↓	↓	↓	R	↓	↓	↓	•
Aurora	↓	↓	↓	R	↓	↓	↓	•
Chase	↓	↓	↓	R	↓	↓	↓	•
Framework	↕	↕	↕	↕	↕	↓	↕	•
Glint	↓	↓	↓	R	↓	↓	↓	•
Intermix	↓	↓	•	R	↓	↓	↓	•
Intuition*	↓	•	•	R	↓	•	↓	↓
Merge	↕	↕	↕	↕	↕	↕	↕	↕
Mingle	↓	↓	↓	R	↓	•	•	•
Netiquette**	↓	•	•	R	↓	↓	↓	•
Pact	↓	↓	↓	R	↓	↓	↓	•
Pursuit	↓	↓	↓	R	↓	↓	↓	•
Tabby Weave	↕	↕	↕	↕	↕	↕	↕	•

• Not Available

↕ Non Directional - Pattern will be applied for best yield

↓ Down Roll - The height dimension of the tile or component is parallel to the warp of the fabric

R Railroaded - The height dimension of the tile or component is perpendicular to the warp of the fabric

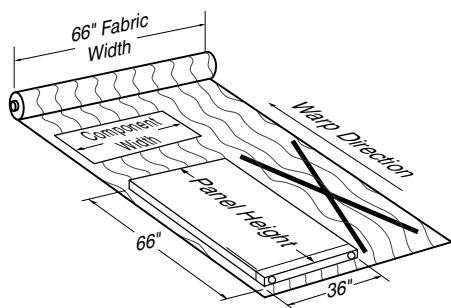
* Multi-use fabric (seating and panel) available on Capture, Fabric Screens, and Volo

** Not available on Choices Panels, but approved on Choice's Tackboards and Flipper Doors

Down-Roll (↓)

Down-roll means the height dimension of the tile or component is parallel to the warp of the fabric (Fig. A).

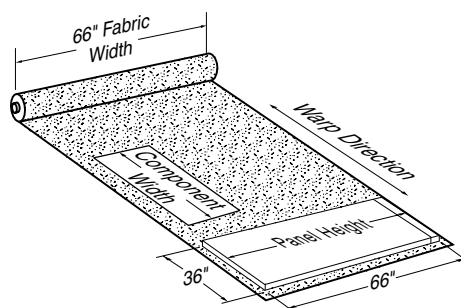
Fig. A



Railroad

Railroad means the height dimension of the tile or component is perpendicular to the warp of the fabric (Fig. B).

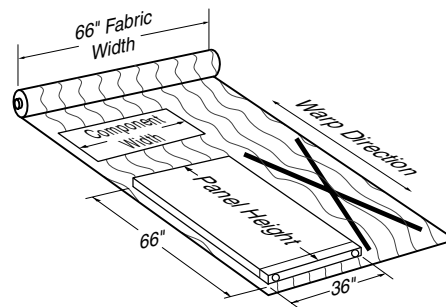
Fig. B



COM Fabrics

COM fabrics may be applied either Down-roll (Fig. A) or Railroad (Fig. B). When choosing Railroad on COM fabrics please note that 84" (2134)-high Choices and TrendWall Panels cannot be Railroad due to panel fabric being 66" (1676)-wide (Fig. C).

Fig. C



Standard Panel Fabrics

Framework		Grade 0	Intermix		Grade 1	Tabby Weave		Grade 2
Value Fabric			 Guilford of Maine					
KK1	Cappuccino		KDM	Foggy		QQ3	Cement Mix	
BJ7	Dove Gray		KDK	Husky		175	Crystal Blue	
KK2	Espresso		KDT	Neptune		238	Grey Mix	
B4Y	Eucalyptus		KDJ	Rocket Ship		K99	Medium Grey	
B4X	Gray Blue		KDH	Seagull		380	Quartz	
KJX	Grotto		KDV	Smoky Quartz		BV2	Silver Papier	
BFP	Hunter		KDR	Swan		150	Wedgewood	
BFR	Marble							
B4V	Sandy Pebble							
BG8	Twilight							
Merge		Grade 0	Mingle		Grade 1	Anchorage		Grade 3
			 Guilford of Maine			Guilford Of Maine		
Z42	Dove		Z53	Biscuit		AR1	Angora	
Z43	Driftwood		Z4X	Carbon		AR0	Asteroid	
Z44	Eucalyptus		Z4Y	Crystal		BF4	Aubergine	
Z45	Fawn		Z52	Wheatberry		AQ8	Birch	
Z46	Fire Engine		Z51	Winter		BF9	Cobalt	
Z47	Graphite					AQ7	Deep Water	
Z49	Green Apple		Netiquette		Grade 1	BFM	Graphite	
Z4A	Ivy		KK5	Analog		BFF	Green Apple	
Z4C	Mandarin		KK3	Chipset		BFA	Lapis	
Z4D	Marshmallow		KK4	Dashboard		BFD	Midnight	
Z4F	Midnight		KK8	Gamma		GEB	Onyx	
Z4H	Slate		KK7	Inkjet		KX1	Pool	
			KKC	Pixel		BF2	Pumpkin	
			KKA	Refresh		AQ6	Quarry Blue	
			KK6	Schema		BFN	Red Delicious	
			KK9	Vector		AQ5	Slate	
Amaze		Grade 1	Pursuit		Grade 1	BFC	Thistle	
 Guilford of Maine			 Guilford of Maine			AQ1	Vanilla	
Z4W	Morel		KDG	Cement		BXP	Waterfall	
Z4T	Platinum		KDA	Dove		BFG	Willow	
Z4V	Steel		KDF	Elephant		BJF	Wolf	
Z4U	Sky		KDC	Mist Grey				
			KD9	Whisper				
			KDD	White Linen				
Aurora		Grade 1	Pact		Grade 2	Glint		Grade 3
 Guilford of Maine			 Momentum			Momentum		
Z55	Cloud		BM5	Aloe		KG4	Caspian	
Z54	Frost		BM8	Coastal		KG5	Column	
Z56	Latte		BMA	Dove		KG7	Gypsum	
Z57	Pewter		BME	Fern		KG9	Opal	
			BMF	Harbour		KJ2	Pumice	
			BMJ	Midnight		KGC	Relic	
			BMM	Patina		KGE	Serene	
			BMN	Putty		KGF	Shale	
			BMU	Sketch				
			BMW	Taupe				
			BMX	Toasty				
Chase		Grade 1	Intuition*		Grade 4	Intuition*		Grade 4
 Guilford of Maine			 Guilford of Maine			Guilford of Maine		
Z4K	Coin		Z27	Bisque		Z27	Bisque	
Z4M	Ecru		Z2C	Honey		Z2C	Honey	
Z4P	Mushroom		Z2E	Peacock		Z2E	Peacock	
Z4R	Pumice		Z2G	Sage		Z2G	Sage	
Z4N	Shadow							

* Available on Capture, Fabric Screens, and Volo

To see all Trendway fabric options, go to [Trendway.com](https://www.trendway.com)

Standard Systems Finishes

Trendway standard paints include smooth and textured styles in our six trim colors.

Systems Paints and Trim

K	Charcoal
DW	Designer White
G	Gray
L	Light Gray
Y	Sand
J	Stucco
TK	Textured Charcoal
TDW	Textured Designer White
TG	Textured Gray
TL	Textured Light Gray
TY	Textured Sand
TJ	Textured Stucco

Glazed Panels**Plexiglass**

01 Clear
E3A *Frosted

***Tempered Glass**

03 Clear
05 Frosted

Ecoresin

The color options are semi-transparent with (or without) patterns.

***3form**

E02 Solo Aqua Supermatte Ecoresin
E01 Solo Supermatte Ecoresin
E03 Spider Ecoresin

***Note:** These options are offered at an upcharge. Please refer to a specific item in your price list to determine the amount of upcharge.

Premium Systems Finishes

Premium finishes are offered at a modest upcharge. Please refer to a specific item in your price list to determine the amount of upcharge.

Smooth Metallic Paint

PA	Platinum
----	----------

** Available on Capture, Fabric Screens, and Volo*

To see all Trendway finish options, go to [Trendway.com](https://www.trendway.com)

Single Acrylic Screen -
Post Style Bracket- Screw Mount

The Post Style Bracket can be mounted with screws to any laminate work surface, desk or table top to provide a division. Included with the Screen are two posts, one acrylic screen, and the necessary mounting hardware.

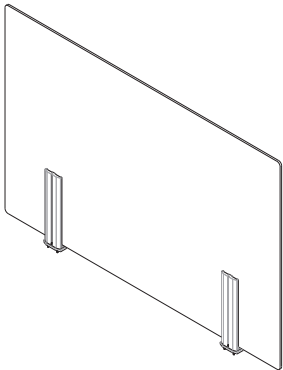
Note: The No Gap option will have a 3/4" gap to allow for cord pass through.

Note: The actual width of the acrylic screen is 3 3/8" shorter than nominal.

Access Slot Width Opening	
Width	Access Slot Opening
24"	10.13"
30"	16.13"
36"	22.13"
42"	20.13"
48"	26.13"
54"	32.13"
60"	30.13"
66"	36.13"
72"	42.13"

Single Acrylic Screen - Post Style Bracket- Screw Mount

Dimensions		List Price		Catalog Number	Work Surface Gapping	Insert Material	Trim Color		
Width	Height	Clear Plexi 01	Frosted Plexi E3A						
24" (610)	24" (610)	\$ 518	\$ 561	SCNSMPS2424	NP No Gap 4A 4" Access Slot along back	01 Clear Plexi	Standard Finish No Cost		
30" (762)		530	609	SCNSMPS3024					
36" (914)		614	704	SCNSMPS3624					
42" (1067)		629	708	SCNSMPS4224					
48" (1219)		641	714	SCNSMPS4824					
54" (1372)		654	1017	SCNSMPS5424					
60" (1524)		666	1029	SCNSMPS6024					
66" (1676)		843	1034	SCNSMPS6624					
72" (1829)		856	1047	SCNSMPS7224					
24" (610)	30" (762)	\$ 518	\$ 608	SCNSMPS2430		E3A Frosted Plexi	Premium Finishes +\$14		
30" (762)		551	798	SCNSMPS3030					
36" (914)		614	805	SCNSMPS3630					
42" (1067)		629	813	SCNSMPS4230					
48" (1219)		641	819	SCNSMPS4830					
54" (1372)		712	1588	SCNSMPS5430					
60" (1524)		728	1597	SCNSMPS6030					
66" (1676)		843	1601	SCNSMPS6630					
72" (1829)		856	1614	SCNSMPS7230					
24" (610)	36" (914)	\$ 614	\$ 702	SCNSMPS2436					
30" (762)		629	797	SCNSMPS3036					
36" (914)		811	989	SCNSMPS3636					
42" (1067)		827	992	SCNSMPS4236					
48" (1219)		839	998	SCNSMPS4836					
54" (1372)		844	1587	SCNSMPS5436					
60" (1524)		856	1596	SCNSMPS6036					
66" (1676)		1234	1603	SCNSMPS6636					
72" (1829)		1234	1616	SCNSMPS7236					
Build your complete Part Number here:				-----	---			---	--



Sample
Part Number:

SCNSMPS2424		.4A		.01		.K
\$518	+	N/A	+	N/A	+	N/A

Total Cost \$518 =

Single Acrylic Screen - Freestanding Plate

The Freestanding Acrylic Screen can be placed on any work surface or table to provide a division. Included with the screen is either 2 or 4 Gray Brackets depending on the width of the screen. The brackets come with two types of foam pads for the underside of the bracket plates based on installation needs. One pad helps to prevent the screen from skidding on the worksurface, and the other pad uses double-sided tape for more of a secure attachment.

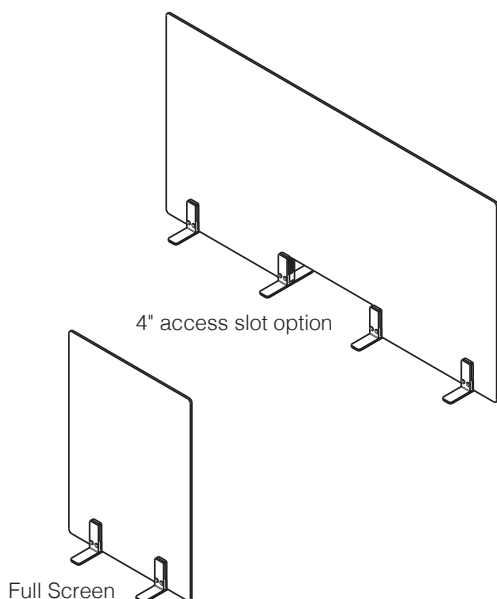
Note: The actual width of the acrylic screen is 3 3/8" shorter than nominal.

Note: Screens 24-54" in width will have 2 brackets and Screens 60-72" in width will have 4 brackets.

Access Slot Width Opening	
Width	Access Slot Opening
24"	9.5"
30"	15.5"
36"	21.5"
42"	23.5"
48"	29.5"
54"	35.5"
60"	14.187"
66"	16.187"
72"	18.187"

Single Acrylic Screen - Freestanding Plate

Dimensions		List Price		Catalog Number	Work Surface Gapping	Insert Material
Width	Height	Clear Plexi 01	Frosted Plexi E3A			
24" (610)	24" (610)	\$ 406	\$ 475	SCNAFS2424	NP No Gap 4A 4" Access Slot along back	01 Clear Plexi E3A Frosted Plexi
30" (762)		429	516	SCNAFS3024		
36" (914)		453	557	SCNAFS3624		
42" (1067)		476	596	SCNAFS4224		
48" (1219)		501	640	SCNAFS4824		
54" (1372)		536	691	SCNAFS5424		
60" (1524)		622	797	SCNAFS6024		
66" (1676)		645	836	SCNAFS6624		
72" (1829)		670	879	SCNAFS7224		
24" (610)	30" (762)	\$ 429	\$ 516	SCNAFS2430		
30" (762)		459	566	SCNAFS3030		
36" (914)		489	618	SCNAFS3630		
42" (1067)		519	671	SCNAFS4230		
48" (1219)		548	723	SCNAFS4830		
54" (1372)		589	783	SCNAFS5430		
60" (1524)		681	899	SCNAFS6030		
66" (1676)		711	950	SCNAFS6630		
72" (1829)		741	1003	SCNAFS7230		
Build your complete Part Number here:				-----	---	---



Sample
Part Number:

Total Cost \$406 =

SCNAFS2424	.4A	.01
\$406	+	N/A
		+
		N/A

Single Acrylic Screen - Edge Mount Bracket

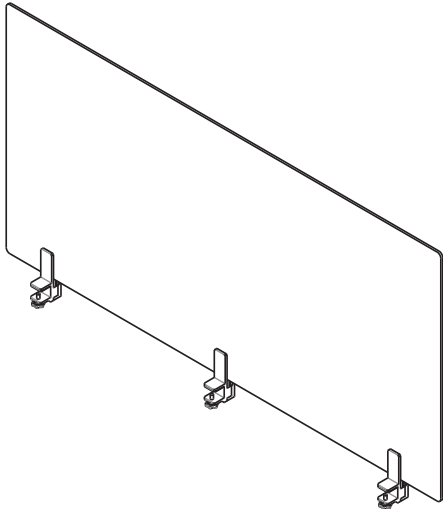
The Edge Mount Bracket uses clamps to attach to the back edge of a work surface. It is compatible with work surfaces up to 1 1/3" thick. The screen sits slightly offset from the back edge, creating a 3/4" gap to facilitate power/data cable management and other accessories. The final installed height of the

screen is measured from the desktop to the top of the screen. The screen width is 3/8" shorter than nominal. All necessary mounting hardware is included.

Note: Screens 24"-54" wide will ship with 2 brackets. Screens 60" and wider will ship with 3 brackets.

Single Acrylic Screen - Edge Mount Bracket

Dimensions		List Price		Catalog Number	Insert Material	Bracket Color
Width	Height	Clear Plexi 01	Frosted Plexi E3A			
24" (610)	24" (610)	\$ 379	\$ 448	SCNBECMS2424	No Cost 01 Clear Plexi	G Gray
30" (762)		402	490	SCNBECMS3024		
36" (914)		427	532	SCNBECMS3624		
42" (1067)		451	574	SCNBECMS4224		
48" (1219)		475	616	SCNBECMS4824		K Charcoal
54" (1372)		511	670	SCNBECMS5424		
60" (1524)		561	738	SCNBECMS6024		
66" (1676)		584	778	SCNBECMS6624		
72" (1829)		608	821	SCNBECMS7224		
24" (610)		30" (762)	\$ 402	\$ 490		
30" (762)	433		543	SCNBECMS3030		
36" (914)	463		594	SCNBECMS3630		
42" (1067)	494		648	SCNBECMS4230		
48" (1219)	524		702	SCNBECMS4830		
54" (1372)	565		764	SCNBECMS5430		
60" (1524)	621		842	SCNBECMS6030		
66" (1676)	650		894	SCNBECMS6630		
72" (1829)	680		947	SCNBECMS7230		
Build your complete Part Number here:				-----	----	----



Sample Part Number:

Total Cost \$379 =

SCNBECMS2424 -----	.01 ---	.G ---
\$379	+	N/A
	+	N/A

Single Acrylic Screen - Top Mount Bracket

The Top Mount Bracket uses clamps to attach to the top of the work surface. It is compatible with work surfaces up to 1 1/3" thick. The screen sits on the work surface creating a 1 3/4" gap between the work surface and the bottom of the screen. The final installed height of the screen is measured from the desktop to the top of the screen. The screen width is 3/8" shorter than nominal. All necessary mounting hardware is included.

Note: Screens 24"-54" wide will ship with 2 brackets. Screens 60" and wider will ship with 3 brackets.

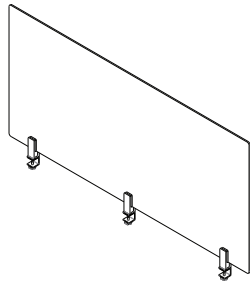
Corner Connector Kit

The Corner Connector Kit attaches Edge Mount Screens to Top Mount Screens at the intersecting corners. This creates 'L' and 'U' shape configurations connected as one unit. The SCNCCK Kit provides 2 brackets to create one corner connection for an 'L' Shape. The SCNCCK2 Kit

provides 4 brackets to accommodate 2 corner connections for a 'U' Shape.

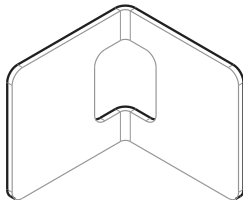
Note: these are the same corner brackets used with the Post Style and Low Profile Bracket Screens, and can be utilized as service parts for these screens if needed.

Single Acrylic Screen - Top Mount Bracket



Dimensions		List Price		Catalog Number	Insert Material	Bracket Color
Width	Height	Clear Plexi 01	Frosted Plexi E3A			
24" (610)	24" (610)	\$ 379	\$ 448	SCNDTCMS2424	No Cost 01 Clear Plexi	G Gray
30" (762)		402	490	SCNDTCMS3024		
36" (914)		427	532	SCNDTCMS3624		
42" (1067)		451	574	SCNDTCMS4224		
48" (1219)		475	616	SCNDTCMS4824		K Charcoal
54" (1372)		511	670	SCNDTCMS5424		
60" (1524)		561	738	SCNDTCMS6024		
66" (1676)		584	778	SCNDTCMS6624		
72" (1829)		608	821	SCNDTCMS7224		E3A Frosted Plexi
24" (610)	30" (762)	\$ 402	\$ 490	SCNDTCMS2430		
30" (762)		433	543	SCNDTCMS3030		
36" (914)		463	594	SCNDTCMS3630		
42" (1067)		494	648	SCNDTCMS4230		
48" (1219)		524	702	SCNDTCMS4830		
54" (1372)		565	764	SCNDTCMS5430		
60" (1524)		621	842	SCNDTCMS6030		
66" (1676)		650	894	SCNDTCMS6630		
72" (1829)		680	947	SCNDTCMS7230		
Build your complete Part Number here:				_____	---	---

Corner Connector Kit



	List Price	Catalog Number	Trim Color
2 Brackets to Connect 1 Corner	\$ 60	SCNCCK	Standard Finish No Cost
4 Brackets to Connect 2 Corners	\$ 97	SCNCCK2	Premium Finishes \$14

Note: For the Clamp Mount Screens specify Gray, Charcoal or Designer White to match the bracket color.

Sample Part Number:

SCNDTCMS2424	.01	.G
--------------	-----	----

Total Cost \$379 =

\$379	+	N/A	+	N/A
-------	---	-----	---	-----

U-Shape Acrylic Screen - Post Style Bracket

The U-Shape Post Style Bracket can be mounted with screws or adhesive to any laminate work surface, desk or table top to provide a division. Included with the screen are six posts, three acrylic screens, and the necessary mounting hardware.

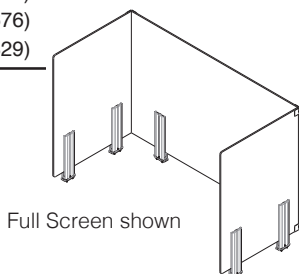
Note: The No Gap option will have a ¾" gap to allow for cord pass through.

Note: The minimum overall width of a desk needed to house a screen is 2.25" less than nominal. The minimum overall depth needed to house the screen is 2.5" less than the nominal depth.

Access Slot Width Opening	
Width	Access Slot Opening
36"	22.13"
42"	20.13"
48"	26.13"
54"	32.13"
60"	30.13"
66"	36.13"
72"	42.13"

U-Shape Acrylic Screen - Post Style Bracket

Dimensions			List Price		Catalog Number	Work Surface Gapping	Insert Material	Trim Color
Width	Depth	Height	Clear Plexi 01	Frosted Plexi E3A				
36" (914)	24" (610)	24" (610)	\$ 1580	\$ 1758	SCNSMPU362424	NP No Gap 2B 2" Gap 4A 4" Access Slot along back	01 Clear Plexi E3A Frosted Plexi	Standard Finish No Cost Premium Finishes +\$14
42" (1067)			1586	1764	SCNSMPU422424			
48" (1219)			1592	1770	SCNSMPU482424			
54" (1372)			1610	2070	SCNSMPU542424			
60" (1524)			1623	2079	SCNSMPU602424			
66" (1676)			1807	2084	SCNSMPU662424			
72" (1829)			1820	2090	SCNSMPU722424			
36" (914)	30" (762)	24" (610)	\$ 1580	\$ 1850	SCNSMPU363024			
42" (1067)			1586	1856	SCNSMPU423024			
48" (1219)			1592	1862	SCNSMPU483024			
54" (1372)			1610	2165	SCNSMPU543024			
60" (1524)			1623	2171	SCNSMPU603024			
66" (1676)			1807	2176	SCNSMPU663024			
72" (1829)			1820	2183	SCNSMPU723024			
36" (914)	24" (610)	30" (762)	\$ 1580	\$ 1949	SCNSMPU362430			
42" (1067)			1586	1955	SCNSMPU422430			
48" (1219)			1592	1961	SCNSMPU482430			
54" (1372)			1675	2731	SCNSMPU542430			
60" (1524)			1691	2740	SCNSMPU602430			
66" (1676)			1807	2745	SCNSMPU662430			
72" (1829)			1820	2751	SCNSMPU722430			
36" (914)	30" (762)	30" (762)	\$ 1643	\$ 2324	SCNSMPU363030			
42" (1067)			1654	2332	SCNSMPU423030			
48" (1219)			1666	2337	SCNSMPU483030			
54" (1372)			1742	3116	SCNSMPU543030			
60" (1524)			1759	3122	SCNSMPU603030			
66" (1676)			1873	3127	SCNSMPU663030			
72" (1829)			1889	3135	SCNSMPU723030			
36" (914)	24" (610)	36" (914)	\$ 1972	\$ 2323	SCNSMPU362436			
42" (1067)			1980	2331	SCNSMPU422436			
48" (1219)			1987	2338	SCNSMPU482436			
54" (1372)			2002	2923	SCNSMPU542436			
60" (1524)			2017	2930	SCNSMPU602436			
66" (1676)			2391	2935	SCNSMPU662436			
72" (1829)			2408	2944	SCNSMPU722436			
36" (914)	30" (762)	36" (914)	\$ 1972	\$ 2512	SCNSMPU363036			
42" (1067)			1980	2516	SCNSMPU423036			
48" (1219)			1987	2523	SCNSMPU483036			
54" (1372)			2002	3116	SCNSMPU543036			
60" (1524)			2017	3121	SCNSMPU603036			
66" (1676)			2391	3127	SCNSMPU663036			
72" (1829)			2408	3136	SCNSMPU723036			



Build your complete
Part Number here:

Sample
Part Number:

Total Cost \$1580 =

_____	____	____	__			
SCNSMPU362424 _____	.NP ____	.01 ____	.K __			
\$1580	+	N/A	+	N/A	+	N/A

U-Shape Acrylic Screen - Low Profile Bracket

The U-Shape Low Profile Bracket can be mounted with adhesive to any laminate work surface, desk or table top to provide a division. Included with the screen are six brackets, three acrylic screens, and the necessary mounting hardware.

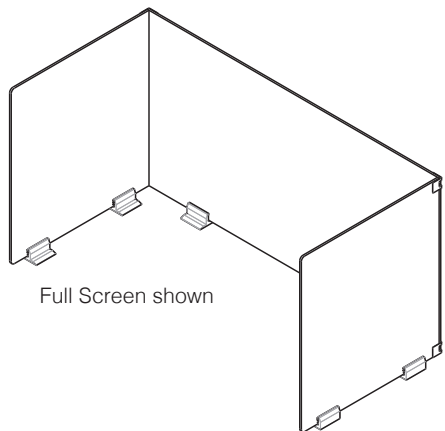
Note: The No Gap option will have a .6" gap to allow for cord pass through.

Note: The minimum overall width of a desk needed to house a screen is 2.25" less than nominal. The minimum overall depth needed to house the screen is 2.125" less than the nominal depth.

Access Slot Width Opening	
Width	Access Slot Opening
36"	18.88"
42"	16.88"
48"	22.88"
54"	28.88"
60"	26.88"
66"	32.88"
72"	38.88"

U-Shape Acrylic Screen - Low Profile Bracket

Dimensions			List Price		Catalog Number	Work Surface Gapping	Insert Material	Trim Color
Width	Depth	Height	Clear Plexi 01	Frosted Plexi E3A				
36" (914)	24" (610)	24" (610)	\$ 955	\$ 1133	SCNTDMU362424	NP No Gap 4A 4" Access Slot along back screen	01 Clear Plexi E3A Frosted Plexi	Standard Finish No Cost
42" (1067)			963	1141	SCNTDMU422424			
48" (1219)			968	1146	SCNTDMU482424			
54" (1372)			988	1448	SCNTDMU542424			
60" (1524)			1000	1456	SCNTDMU602424			
66" (1676)			1185	1462	SCNTDMU662424			
72" (1829)			1197	1467	SCNTDMU722424			Premium Finishes +\$14
36" (914)	30" (762)	24" (610)	\$ 955	\$ 1225	SCNTDMU363024			
42" (1067)			963	1233	SCNTDMU423024			
48" (1219)			968	1238	SCNTDMU483024			
54" (1372)			988	1543	SCNTDMU543024			
60" (1524)			1000	1548	SCNTDMU603024			
66" (1676)			1185	1554	SCNTDMU663024			
72" (1829)			1197	1560	SCNTDMU723024			
36" (914)	24" (610)	30" (762)	\$ 955	\$ 1324	SCNTDMU362430			
42" (1067)			963	1332	SCNTDMU422430			
48" (1219)			968	1337	SCNTDMU482430			
54" (1372)			1053	2108	SCNTDMU542430			
60" (1524)			1067	2116	SCNTDMU602430			
66" (1676)			1185	2123	SCNTDMU662430			
72" (1829)			1197	2128	SCNTDMU722430			
36" (914)	30" (762)	30" (762)	\$ 1020	\$ 1700	SCNTDMU363030			
42" (1067)			1030	1708	SCNTDMU423030			
48" (1219)			1037	1715	SCNTDMU483030			
54" (1372)			1118	2492	SCNTDMU543030			
60" (1524)			1128	2497	SCNTDMU603030			
66" (1676)			1249	2504	SCNTDMU663030			
72" (1829)			1264	2510	SCNTDMU723030			



Build your complete Part Number here:

Sample Part Number:

Total Cost \$955 =

SCNTDMU362424	.NP	.01	.K			
\$955	+	N/A	+	N/A	+	N/A

Panel Topper Acrylic Screen

The Panel Topper Acrylic Screen attaches to any Choices or Capture Panel – monolithic, fabric, vinyl or glass. The Panel Topper attaches over the existing top cap and requires no field drilling. The acrylic screen is available in either Clear or Frosted Plexi and includes attachment hardware. Foam pads to protect the finish of the panel are included with the attachment hardware.

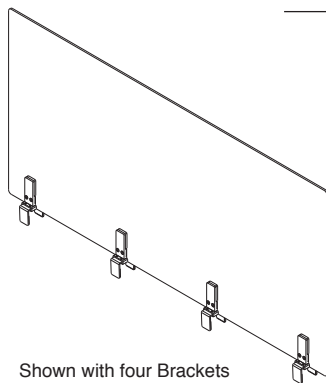
Note: The actual screen acrylic width is 5/8" shorter than nominal.


Note: Panel Topper Screens cannot attach behind steel overhead flipper units or on return panels next to any overhead storage unit.

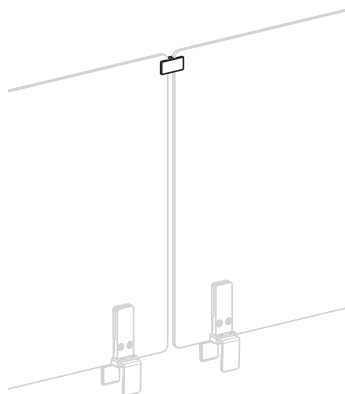
Screen size	Number of Brackets
24" – 42"	2
48"	3
60"	4

Screen Alignment Clip

The Screen Alignment Clip is used in a straight line condition to assure straightness from one Panel Topper Screen to another. The Clip comes with foam pads and slides over the acrylic. It is available in all Trendway Trim colors.

Panel Topper Acrylic Screen

Dimensions			Clear Plexi (01)	Frosted Plexiglass (E3A)	Catalog Number	Insert Material	Bracket Color
Width	Height						
	24" (609)	12" (305)	\$371	\$419	SCNAPT2412	01 Clear Plexi	Standard Finishes No Cost
	30" (762)		384	440	SCNAPT3012		
	36" (914)		396	461	SCNAPT3612		
	42" (1067)		408	484	SCNAPT4212		
	48" (1219)		496	584	SCNAPT4812		
	60" (1524)		606	718	SCNAPT6012		
	24" (609)	16" (406)	\$388	\$448	SCNAPT2416	E3A Frosted Plexi	Premium Finishes +\$14
	30" (762)		403	476	SCNAPT3016		
	36" (914)		419	506	SCNAPT3616		
	42" (1067)		434	533	SCNAPT4216		
	48" (1219)		527	641	SCNAPT4816		
	60" (1524)		646	787	SCNAPT6016		
	24" (609)	18" (457)	\$395	\$461	SCNAPT2418		
	30" (762)		414	494	SCNAPT3018		
	36" (914)		431	525	SCNAPT3618		
	42" (1067)		449	590	SCNAPT4218		
	48" (1219)		543	669	SCNAPT4818		
	60" (1524)		666	822	SCNAPT6018		
	24" (609)	24" (609)	\$419	\$506	SCNAPT2424		
	30" (762)		441	546	SCNAPT3024		
	36" (914)		465	588	SCNAPT3624		
	42" (1067)		489	631	SCNAPT4224		
	48" (1219)		590	753	SCNAPT4824		
	60" (1524)		724	928	SCNAPT6024		
24" (609)	30" (762)	\$441	\$546	SCNAPT2430			
30" (762)		471	599	SCNAPT3030			
36" (914)		501	653	SCNAPT3630			
42" (1067)		531	706	SCNAPT4230			
48" (1219)		637	838	SCNAPT4830			
60" (1524)		782	1034	SCNAPT6030			
					-----	--	-

**Screen Alignment Clip**

Width	Height	List Price	Catalog Number	Trim Color
2" (51)	1" (25)	\$60	SCNAHAP	Standard Finishes No Cost Premium Finishes +\$14
				--

Sample
Part Number:

SCNAPT2424	E3A	.L
-----	---	-

Total Cost \$506 =

\$506	+	N/C	+	N/C
-------	---	-----	---	-----

Top Mounted Fabric Screen

The Top Mounted Fabric Screens can be mounted on top of any work surface. The 18, 22 and 28 inch screens are designed to work as side screens. The larger widths are designed to mount to the front edge of a surface, or across the seam of two surfaces positioned back to back. The screen is fully tackable, fabric covered, and comes with all the hardware to attach it. The

hardware has a small reveal at the very bottom of the screen and what the trim color is related to.

Fabric Screen / Modesty Combination

The Fabric Screen Modesty Combination mounts to the underside back edge of the desk top. The screen is fully tackable, fabric covered, and comes with all the hardware to attach it.

It provides 13" of privacy above the surface and 14" below the surface.

Top Mount Fabric Screen

Dimensions		List Price Fabric Grade						Catalog Number	Fabric Color	Trim Color
Width	Height	0/1	2	3	4	5	6			
18" (457)	13" (330)	\$ 726	\$ 786	\$ 823	\$ 880	\$ 944	\$ 1011	TRGFTMS1813	(See Surface Materials Page 4)	Standard Smooth Finishes Only
22" (559)		738	798	835	892	956	1023	TRGFTMS2213		
28" (711)		782	842	879	936	1000	1067	TRGFTMS2813		
35 7/8" (911)		891	951	988	1045	1109	1176	TRGFTMS3613		
41 7/8" (1064)		944	1004	1041	1098	1162	1229	TRGFTMS4213		
47 7/8" (1216)		996	1056	1093	1150	1214	1281	TRGFTMS4813		
53 7/8" (1368)		1053	1113	1150	1207	1271	1338	TRGFTMS5413		
59 7/8" (1521)		1106	1166	1203	1260	1324	1391	TRGFTMS6013		
65 7/8" (1673)		1163	1223	1260	1317	1381	1448	TRGFTMS6613		
71 7/8" (1826)		1216	1276	1313	1370	1434	1501	TRGFTMS7213		
18" (457)	19" (483)	\$ 736	\$ 796	\$ 833	\$ 904	\$ 987	\$ 1065	TRGFTMS1819		
22" (559)		749	809	846	917	1000	1078	TRGFTMS2219		
28" (711)		797	857	894	965	1048	1126	TRGFTMS2819		
35 7/8" (911)		909	969	1006	1077	1160	1238	TRGFTMS3619		
41 7/8" (1064)		965	1025	1062	1133	1216	1294	TRGFTMS4219		
47 7/8" (1216)		1019	1079	1116	1187	1270	1348	TRGFTMS4819		
53 7/8" (1368)		1080	1140	1177	1248	1331	1409	TRGFTMS5419		
59 7/8" (1521)		1137	1197	1234	1305	1388	1466	TRGFTMS6019		
65 7/8" (1673)		1197	1257	1294	1365	1448	1526	TRGFTMS6619		
71 7/8" (1826)		1252	1312	1349	1420	1503	1581	TRGFTMS7219		

Fabric Screen/Modesty Combination

Dimensions		List Price Fabric Grade						Catalog Number		
Width	Height	0/1	2	3	4	5	6			
23 3/4" (603)	28" (711)	\$ 821	\$ 884	\$ 938	\$ 1051	\$ 1180	\$ 1304	TRGFSMC2428		
29 3/4" (756)		873	936	990	1103	1232	1356	TRGFSMC3028		
35 3/4" (908)		932	995	1049	1162	1291	1415	TRGFSMC3628		
41 3/4" (1060)		992	1057	1109	1240	1381	1526	TRGFSMC4228		
47 3/4" (1213)		1052	1117	1174	1319	1483	1644	TRGFSMC4828		
53 3/4" (1365)		1206	1271	1328	1473	1637	1798	TRGFSMC5428		
59 3/4" (1518)		1265	1330	1387	1562	1758	1958	TRGFSMC6028		
65 3/4" (1670)		1330	1395	1452	1627	1823	2023	TRGFSMC6628		
71 3/4" (1822)	1390	1455	1512	1687	1883	2083	TRGFSMC7228			
Build your complete Part Number here:								— — — —	— — —	—

Sample
Part Number:

TRGFTMS1813	.KK6	.G
-----	---	-

Total Cost \$726 =

\$726	+	N/C	+	N/C
-------	---	-----	---	-----

LED Task Lights

Ultra slim LED task lights are only 2" (51)-wide, just over 1/2" high and available in 3 widths-17, 31 and 44. They come complete with hardware to attach to both metal flipper doors and laminate freestanding hutches. All LED task lights include a dimmer, 10 hour auto shut off, and a 50,000 hour life span. The unit is anodized aluminum with white end caps. ETL listed.

LED Task Light Complete

The LED Task Light Complete includes the light, mounting hardware and power source. It is the equivalent of a regular fluorescent task light.

LED Task Light Main Power Daisy Chain

The Task light with main power provides the light and mounting hardware plus a 60 watt power supply capable of powering more than one light. The power supply can accommodate a maximum of 60 watts. Please see the chart-for appropriate wattages as to not overload the power supply.

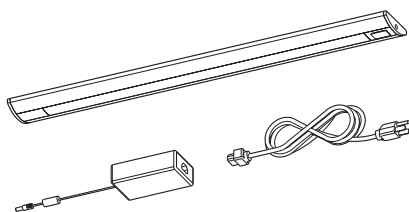
Width	Watts
17	9
31	18
44	25

LED Task Light Daisy Chain Jumper Cord

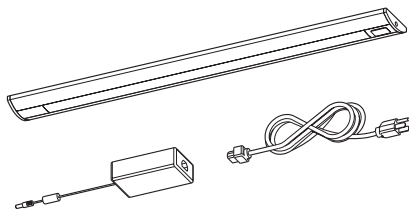
The LED Daisy Chain Jumper Cord Task Light includes the light and mounting hardware, plus an 8" and 30" jumper cord to attach to another task light. The jumper cord can attach to a Daisy Chain Main Power Task Light or another Daisy Chain Jumper Cord Task Light. Each connected light will have an independent power switch.

LED Task Light Occupancy Sensor

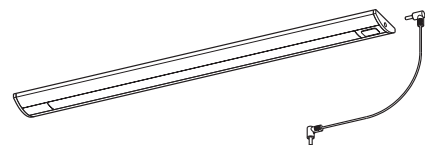
The LED Occupancy Sensor will automatically turn off all interlinked fixtures after 30 minutes of no movement. One occupancy sensor can 'control' all the lights that are daisy chained together.

**LED Task Light Complete**

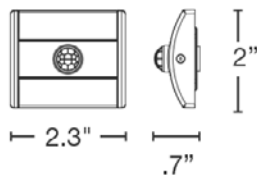
Fixture Dimensions			Fits Shelf Width	List Price	Catalog Number
Depth	Height	Width			
2" (51)	4/16" (14)	17" (432)	24"-60" (610-1524)	\$417	LEDTL17
		31" (787)	36"-60" (914-1524)	673	LEDTL31
		44" (1118)	48"-60" (1219-1524)	964	LEDTL44

**LED Task Light - Daisy Chain with Main Power**

Fixture Dimensions			Fits Shelf Width	List Price	Catalog Number
Depth	Height	Width			
2" (51)	4/16" (14)	17" (432)	24"-60" (610-1524)	\$525	LEDTL17DCMP
		31" (787)	36"-60" (914-1524)	673	LEDTL31DCMP
		44" (1118)	48"-60" (1219-1524)	964	LEDTL44DCMP

**LED Task Light - Daisy Chain with Jumper Cord**

Fixture Dimensions			List Price	Catalog Number
Depth	Height	Width		
2" (51)	4/16" (14)	17" (432)	\$322	LEDTL17DCJC
		31" (787)	579	LEDTL31DCJC
		44" (1118)	862	LEDTL44DCJC

**LED Task Light - Occupancy Sensor**

Fixture Dimensions			List Price	Catalog Number
Depth	Height	Width		
7/16" (51)	2" (51)	2 3/16" (432)	\$301	LEDTLOS

Build your complete
Part Number here:

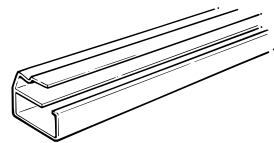
Sample
Part Number:

Total Cost \$525 =

LEDTL17DCMP

\$525

Horizontal Wire Manager
The Horizontal Wire Manager accommodates electrical cords and communication cables. It attaches under all work tops and desks. Includes mounting hardware.
Available in Black only.



Horizontal Wire Manager

Dimensions			List Price	Catalog Number
Depth	Length	Height		
3" (76)	30" (762)	2" (51)	\$44	ⓈHWM30
Build your complete Part Number here:			-----	

Sample Part Number:

HWM30

Total Cost \$44 =

\$44

Pencil Drawer

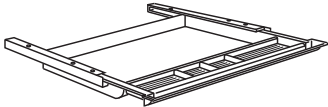
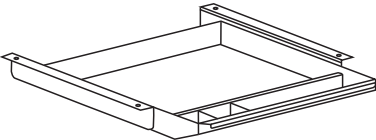
The Pencil Drawer mounts beneath any work surface except certain Corner Work Surfaces*. The plastic drawer includes a built-in pencil tray and dividers, nylon slides and attachment hardware. Drawer is non-locking and offered in black only.

***Note:** The Pencil Drawer will fit on Choices Panel Hung Corner Work Surfaces and Freestanding Corner Desks with front widths greater than 22" (559).

Center Drawer

The Center Drawer mounts beneath any work surface except certain Corner Work Surfaces*. The drawer includes a built-in pencil tray and dividers, full-extension ball-bearing slides, and attachment hardware. Drawer is non-locking, painted metal and available in black only.

***Note:** The Center Drawer will fit on Choices Panel Hung Corner Work Surfaces and Freestanding Corner Desks with front widths greater than 22" (559).

	Pencil Drawer				
	Depth	Dimensions Width	Height	List Price	Catalog Number
	16 1/2" (410)	21 1/2" (546)	2" (51)	\$64	PDR
	Center Drawer				
	Depth	Dimensions Width	Height	List Price	Catalog Number
	18" (457)	20 1/2" (521)	1 5/8" (41)	\$355	CDW
Build your complete Part Number here:					-----

Sample Part Number:

CDW-----

Total Cost \$355 =

\$355

Terms & Policies

<i>Terms & Policies</i>	18
-----------------------------	--------------------

<i>Warranty</i>	21
-----------------	--------------------

1. Prices

Prices shown in this price list are F.O.B. origin, freight prepaid, in the contiguous United States. Trendway Corporation reserves the right to change prices without notice. Trendway may implement price changes effective at time of shipment if shipping date is more than 120 days from date written order was received by Trendway.

Pricing for shipments outside the contiguous United States will be based on the port of departure. Freight will be prepaid to port of departure.

List prices include coverage of prepaid standard, Trendway-specified freight cost.

2. Order Placement

Trendway Corporation requires all orders to be submitted electronically via on-line order entry at www.trenddealer.com, or in writing following Ordering Procedures on page 1. Trendway recommends using design software for larger projects which allows the dealer to design, specify, and enter an order more efficiently and accurately which will assure completeness and avoid errors and duplications. The Buyer assumes all responsibility for the correct content of any order which has been acknowledged.

3. Confirmation

Upon receiving an order, Trendway Corporation will send an acknowledgement with exact pricing information and scheduled shipping date. Orders can also be confirmed on-line at www.trenddealer.com. Customer is responsible for checking acknowledgements to ensure that the order is correct. Order will be processed as acknowledged.

4. Lead-Times

Trendway Corporation reserves the right to alter lead times as demand for products fluctuate. Stated lead-times begin after a complete order is entered and scheduled. Shipments are subject to product availability. Special products and larger orders may extend lead-times. Orders placed by dealers without a requested delivery date will be assigned a delivery date of 4 weeks for standard product orders and 6 weeks for custom product orders. Please contact your customer care representative for exact lead-times.

5. Buyer's Credit

If, in the judgment of Trendway, the financial condition of the Buyer at any time does not justify the terms specified, Trendway may at any time by notice to the Buyer require prepayment or other terms of payment

differing from those specified in Section 8 or other satisfactory security to insure prompt payment of invoices.

6. Order Changes

To change an order, the customer must call Trendway Customer Care for order status. If approved, the customer must confirm the changes in writing to Trendway Corporation. Customer agrees to accept any and all charges involved in altering an order. This includes payment, determined by Trendway, for product already in production. Changes in orders also may result in delayed shipments.

7. Cancellation

All cancellations must be approved by Trendway Corporation. **Orders in production cannot be cancelled without incurring substantial or full purchase price.** Customers shall agree to accept any and all charges involved in the cancellation transaction, as determined by Trendway. Non-standard items may not be cancelled.

8. Terms of Sale

Terms of sale on all invoices to approved Trendway customers are Net 30 days from date of invoice. These terms may be changed at any time by Trendway Corporation based on credit rating information available on specific customers. Payment in advance may be requested at the discretion of Trendway without explanation.

9. Taxes

Prices listed do not include any federal, state, local, or other taxes. Purchaser agrees to pay or reimburse any such taxes that Trendway Corporation, Trendway Corporation subcontractors, or suppliers are required to pay. For shipments to AZ, CA, CO, DC, FL, GA, IL, IN, KS, MA, MI, MN, MS, NJ, NY, OH, PA, TX and Canada, add appropriate tax rate. All authorized dealers should ensure that a resale exemption certificate is on file with Trendway Corporation.

10. Past-Due Accounts

Past-due accounts will be charged 1.5% per month. This is an annual rate of 18% or the highest legal rate on the unpaid balance. The purchaser agrees to pay all collection agency fees, court costs, and/or reasonable attorney fees incurred by Trendway in the collection of past-due balances.

11. Customer's Own Material (COM)

The Trendway COM program allows customers to use special materials. By complying with the COM testing for manufacturability procedure in the steps below, Trendway will be able to identify if your material is appropriate for application to the products you specify.

To comply with the COM process, please follow these steps:

1. Select the COM material.
2. Check first with www.trenddealer.com/ [COM Library](#), to determine if this material has already passed testing for manufacturability on the intended product.
3. If the material is pre-approved in the COM Library, customer must submit a *COM Order Submission Form* (available from Trendway Customer Care Representative).
4. If the material requested is not in the COM Library, customer must submit a *COM* test request on-line at www.trenddealer.com, send a sample of the COM material (see Test Yardage Requirements below), and include a list of Trendway product numbers designated for the COM application. Material sample should include pattern name, pattern number and color, manufacturer, direction material should be applied, and Control number from the COM Request Form automated e-mail response.
5. Ship COM samples to:

U.S. Mail and UPS, FedEx Shipment:
Trendway Corporation
13467 Quincy Street
Holland, MI 49424
Attn: COM Request
6. You will be notified within five working days of receiving the material sample by Trendway, whether your COM has been approved or disapproved for application.

TEST YARDAGE REQUIREMENTS

Capture Tiles	1 yard
Choices panels	1 1/2 yards
Fabric screens	2 yards
Flipper doors	2 1/2 yard
Intrinsic Freestanding	1 yard
Ped Cushions	1 yard
Tackboards	1 yard
TrendWall	4 yards
Volo tiles	4 yards

NOTE: Most fabric houses have a yardage minimum or an upcharge on less than one-yard cuts.

NOTE: All COM applications are priced at Grade 1 or Grade A.

If Buyer desires to use his own material in the production of Trendway's products, it is necessary to obtain the prior written consent of Trendway. Material provided by the Buyer shall be shipped to seller, processing or during transportation. Buyer hereby holds Trendway harmless against any and all claims for loss,

liability, injury, or damage arising from use of customer material; and Buyer takes full responsibility for performance and quality of customer material. Buyer should also be aware that Buyer-furnished materials will not qualify for UL Listings and may not meet fire codes. Please discuss specific concerns and special needs with Trendway Customer Care PRIOR to placing your order.

11a. Custom Color

Trendway's Custom Color program allows the customer to specify their own color or stain on many of Trendway's products. See www.trenddealer.com for product availability, individual product guidelines and lead times. Set up fees and lead times are product specific and will vary.

To request a Custom Color or Stain:

- Complete a Custom Color Request form (available on www.trenddealer.com).
- Send request form along with two 2"x3" samples to Trendway Customer Care Color Coordinator.
- After the receipt of the request, Trendway will provide customer with one color sample.
- If approved, Dealer or customer completes custom color form, providing the custom match color number on the back of the sample, signs, and returns by fax or mail to Custom Color Coordinator.
- Samples will be matched under cool white florescent lighting. All orders processed under the Custom Color program will be manufactured within commercially acceptable tolerances.
- If applicable, dealer will be sent an invoice for \$250 color matching fee per customer, per color. See Special Request form for details.

12. Special Product

When Trendway purchases special surface materials (i.e., fabrics and laminates) at the request of the customer, the customer takes full responsibility for the performance and quality of the surface material.

13. Delays

Trendway shall not be liable for loss or damage due to delay in manufacturing or delivery resulting from any cause beyond Trendway's reasonable control, including, but not limited to, compliance with any regulations, orders, or instructions of any Federal,

State, or Municipal Government, or any department or agency thereof, acts of God, acts or omissions of Buyer, acts of civil or military authority, fires, strikes, factory shutdowns or alterations, embargoes, war, riot, delays in transportation or inability due to causes beyond Trendway's reasonable control to obtain necessary labor, manufacturing facilities, or material from Trendway's usual sources. In no event shall Trendway be liable for special or consequential damages for any delay for any cause.

14. Postponement of Delivery

If unforeseen circumstances occur, Trendway Corporation may postpone delivery of ordered products. Customer will be notified when such postponement occurs.

15. Storage

When shipment is delayed by the Buyer, Trendway reserves the right to place the goods in storage at customer's risk and cost. Trendway charges $\frac{1}{2}$ of 1% of list price per week to cover storage. All terms and conditions of the sale, including but not limited to invoicing and payment, will continue as Buyer-specified destination; except that title remains with Trendway and that Trendway reserves the right to modify payment terms to assure recovery of any additional cost incurred.

16. Transportation

All orders shipped to any destination, within the contiguous United States, will be F.O.B. origin, freight prepaid, and risk of loss or damage shall pass to Buyer upon delivery to carrier. Trendway will determine the method and agency of transportation to be used.

Exceptions to standard prepaid freight are as follows:

- Customer directed expedites (Air Freight, Team Hauls) will be prepaid by Trendway and Customer will be billed the difference between standard and expedited freight.
- Truckload deliveries that are requested to deliver on weekends, Holidays or after 12:00 noon EST on Friday's will have an additional charge of \$450 per truck.
- Excessive unloading (in excess of 2 hours) will be billed at \$50 per hour after the initial 4 hour unloading period.
- LTL shipments normally deliver between 8:00 am and 5:00 pm, Monday through Friday. A specific delivery time on your assigned delivery date can be

requested for an additional charge of \$150. This charge does not apply to full-truckload shipments. Requests for specific dates/times falling outside standard delivery timeframe for the carrier serving your area constitute Expedites (see Customer-Directed Expedites, above). Expedite charges do apply to full-truckload shipments.

- Lift gate service will have an additional charge of \$85 for an LTL carrier. For lift gate service on a truckload, contact Customer Care.
- Inside delivery service starts at \$50. Call Customer Care for quote.
- Reconsignment cost after shipment, starts at \$50. Call Customer Care for quote.
- Special equipment requirements call for a quote.

In the event that special F.O.B. Destination terms are agreed to by Trendway or delivery is made on Trendway-owned or -leased equipment, customer or authorized representative is responsible for noting any freight damage or shortage on the freight bill of lading at time of delivery and must notify Trendway within five (5) days of delivery day of any such damage or shortage. Assistance in a concealed damage claim on an F.O.B. Destination shipment will be provided by Trendway only if the product has been immediately unpacked and both the carrier and Trendway have been promptly notified of resultant damage so the proper inspection can be made.

Shipping Note:

Trendway strives to minimize packaging to help the environment and to make installations faster and cleaner.

Trendway ships products in using various packaging methods based upon the product type and shipping method (full truck vs. LTL), all of which are designed to provide protection for the product while minimizing packaging materials.

Trendway test packaging designs to ensure their effectiveness.

17. Product Ownership

Title and risk of loss to all goods sold shall pass to Buyer upon Trendway's delivery to Buyer or to a carrier at shipping point. Trendway, however, retains the Purchase Money Security Interest in all goods shipped and the right to perfect same.

Overview & Order Information
Surface Materials
Screens
Lighting
Drawers
Terms & Policies

18. Damaged Materials

Trendway Corporation is not responsible for shipped products when the common carrier is in receipt of the material. Trendway expects all customers to thoroughly inspect orders on receipt regardless of point of delivery. Clear receipt should not be given on the material until it has been checked for damage in transit. All claims for noted damaged material must be made by the customer to Trendway Customer Care.

Concealed damage or damage not noted at time of delivery shall be made by the customer to the common carrier within 5 days after receipt. Trendway assumes no liability for such damage.

19. Shortage on Order

Shortage on ordered products must be reported to Trendway Corporation within five (5) days of product delivery and must be noted on bill of lading at time of delivery.

20. Product Usage and Compliance

Buyer assumes full responsibility for the application of Trendway's product to Buyer's use, and compliance with Trendway installation and maintenance instructions and reasonable load restrictions. Compliance to local code restrictions regarding fire, electrical, and building codes are the responsibility of the customer or his authorized agent.

21. Post-Delivery Assistance

Installation and servicing of Trendway products are normally handled directly by Trendway-authorized dealers. When this is not possible, assistance is available by calling Trendway's Customer Care Department, Holland, Michigan.

22. Returned Goods

As a basic policy, Trendway does not accept returned material, because most items are manufactured per order and are not in stock at the factory. If material is authorized for return because of Trendway error, shipment may be made freight collect. Any other goods for which Trendway does authorize a return will be sent prepaid and a restocking charge of 35% will apply. **To receive authorization to return goods, please contact Trendway's Customer Care Department.**

All Returned Materials Authorizations expire thirty (30) days from date of issue. Any product returned after 30 days will be refused and returned to sender collect.

Electrical components, nonstandard items and fabric-covered goods may not be returned. Replacement products will be billed to you with credit being issued upon return of the product in good condition. All goods returned must be in the original

Trendway packing cartons. Goods will be inspected for damage upon return. No credit will be issued for goods which are damaged. **As a general statement of policy, return authorization will not be issued for items unless they are Trendway stock items.**

23. Special Marking or Tagging

Special tagging is available on all orders free of charge. Trendway suggests this option to simplify the staging and installation of product. **Tag designations must be specified at the time an order is placed.**

24. Trendway Field Technical and Installation Support:

On-site field measurement and installation support is available as a service. The fees are listed below:

Field Installation Assistance: 2 Day
On-Site, \$1,200

Field Installation Assistance: 3 Days
On-Site, \$1,800

Field Installation Assistance: 4 Days
On-site, \$2,400

Field Installation Assistance: 5 Days
On-Site, \$3,000

Days include 1/2 day travel to and 1/2 day travel from location. These fees are based on a minimum 14 business days advanced notification and booking. Service requests booked less than 14 business days in advance may be subject to additional fees due to added travel cost. For more information or to place a request, contact Trendway Customer Care at 1-616-399-3900.

Find the most current terms and conditions on www.Trendway.com, in the Price list section.

LIMITED LIFETIME WARRANTY

Trendway Corporation warrants to the original purchaser that the products described in its price lists, sold after August 1, 2004 will be free from defects in materials and workmanship commencing with the date of initial purchase and continuing for as long as the original owner uses these products. This warranty provides limits on the following products:

	Systems	Architectural Products	Seating
10 Year	<ul style="list-style-type: none"> •Height-Adjustable Table Frame •Electrical Components 	<ul style="list-style-type: none"> •Electrical Components 	<ul style="list-style-type: none"> •Pneumatic Cylinders •Mechanisms
5 Year	<ul style="list-style-type: none"> •Drawer Slides •Systems Textiles •Laminate, Paint, Plastic •Electronic Ballasts •Height-Adjustable Table Mechanical Components •Screens 	<ul style="list-style-type: none"> •Systems Textiles •Laminate, Paint, Plastic 	
3 Year	<ul style="list-style-type: none"> •Veneer •Magnetic Ballasts 	<ul style="list-style-type: none"> •Veneer 	<ul style="list-style-type: none"> •Trim •Foam •Upholstery •Arm Pads
2 Year	<ul style="list-style-type: none"> •Surface Trend Fabrics •Height-Adjustable Table Electrical Components 	<ul style="list-style-type: none"> •Surface Trend Fabrics 	
1 Year	<ul style="list-style-type: none"> •Non-Standard Product •Personal Task Lighting 	<ul style="list-style-type: none"> •Non-Standard Product 	<ul style="list-style-type: none"> •Non-Standard Product
Not Covered	<ul style="list-style-type: none"> •Light Bulbs •Customer's Own Material 	<ul style="list-style-type: none"> •Customer's Own Material 	<ul style="list-style-type: none"> •Customer's Own Material

The following exceptions apply to all product lines:

- The Trendway warranty applies to normal three shift office use, with the exception of seating. Seating is warranted for single-shift usage.
- Damage caused by improper treatment of the product including exposure to unusual environmental conditions (extreme climates, acids, and moisture)

This comprehensive warranty applies to all products installed or reconfigured by a Trendway authorized installer. Trendway will repair, or at its option, replace defective merchandise, free of charge, which, when used normally and pursuant to Trendway's published instructions, and applicable planning guide information, prove to be defective within the period stated. This remedy is expressly agreed to be exclusive as a condition of sale. No person is authorized to assume for Trendway any warranty liability, except as expressly set forth in this paragraph, or set forth in writing by an authorized officer of the company at its headquarters in Holland, Michigan.

Any and all labor charge backs must be pre-approved by Trendway's Customer Care Manager in writing. Trendway will reimburse authorized Trendway dealers and service centers for approved warranty labor during the first year of use.

This warranty does not apply to damage resulting from accident, alteration, transport, or misuse, as well as damage from normal wear and tear such as dents, nicks, scratches, fading and improper maintenance. Trendway employs quality measures to ensure color consistency in our products. However, due to the effects of light and other environmental factors, no guarantee can be made for an exact match to product in an existing installation.

Natural variations occurring in materials such as wood and leather are not considered defects, and Trendway does not warrant the matching of colors, grains, textures or colorfastness of these materials.

Trendway provides a three-year warranty on veneer products for quality and craftsmanship. Due to the natural properties of wood, the following are not covered under this warranty:

- Changes in wood color resulting from exposure to light or aging
- Natural color variation between wood veneer and solid wood pieces, or resulting from veneer lay-up
- Natural variation in wood grain or the presence of character marks
- Normal wear and tear
- Exact match to swatch materials

Trendway makes no warranty to purchasers who acquire products for personal, family, or household purposes, or to purchasers acquiring the product other than directly from Trendway Corporation, its authorized dealers, or others who are specifically authorized by Trendway to sell such products. Trendway's liability with respect to its products shall not exceed that expressly set forth above irrespective of the theory upon which a claim might be based, including negligence. Under no circumstances shall Trendway be liable for incidental or consequential damages. Original product label must be attached to the product in question.

The warranty period is not interrupted or prolonged by the performance of a service under the terms of the warranty. There are no other warranties except as expressly set forth above, either express or implied, including any warranty of design, merchantability or fitness for any purpose.

This warranty supersedes all previously printed Trendway warranties.