



## Pack

The Pack filing and storage collection offers an exceptional range of sizes, configurations and functions to make your work life better. The Pack collection is SCS Certified - Indoor Advantage GOLD for indoor air quality.

Trendway product catalogs are available in the following design software: CAP, Data One, Giza, Midnight-Oil, and Project Matrix. The Pack price list is also available in .pdf (Acrobat Reader) format on [dealer.trendway.com](http://dealer.trendway.com). For Architects and Designers, a free FSL (Furniture Symbol Library) is available on [www.trendway.com](http://www.trendway.com).

Product dimensions are given throughout the product catalog and are followed by parenthesis which have the metric equivalent in millimeters.

## Ordering Information

The most efficient way to enter an order is through Trendway On-Line Order Entry on [dealer.trendway.com](http://dealer.trendway.com), which also accepts .sif files from the design software listed above. Faxed orders are available as well but may extend lead-times.

For ease in specifying, Trendway's catalog numbering system uses meaningful characters to convey description, surface type, and size. For example, PSLAT436 represents a Pack Four-High **L**ateral File that has **4** drawers and is **36"** (914)-wide.

Order specification examples are shown throughout the price book at the bottom of each page. Be sure to follow the order sequence carefully to ensure complete and accurate order specification.

After placing an order, Trendway will send an order acknowledgement that follows the sequence of information outlined below. Trendway encourages you to follow the same steps so that checking your order against the acknowledgement will be as easy as possible.

## Placing an Order

To make placing an order simple, Trendway On-Line Order Entry automatically prompts the product and option decisions that are required. For accurate order processing on faxed orders, please type or use legible handwriting, and be sure to include the following information:

1. A complete "sold to" address with correct Zip code.
2. A complete "ship to" address with correct Zip code.
3. A purchase order number. (The order is issued to Trendway Corporation, Holland, Michigan.)
4. A signature or name of person authorizing the purchase order.
5. A contact name and phone number at your company.
6. An actual calendar date for the requested delivery date (not ASAP).
7. Line items that are complete, which means all catalog numbers and descriptions, options listed for each product selected, fabric/finish pattern and color descriptions, and all corresponding letter or number codes. Be sure to make a pick for all available options. Also, combine identical items and specify total quantity unless using special marking or tagging.  
  
(Refer to your price list for ordering options.)
8. Special products referenced by their control numbers as well as their descriptions.
9. Line items that include price per unit, as well as extended totals.
10. A total dollar amount for the purchase order.
11. Any special shipping requirements clearly noted; i.e., "call before delivery."

By placing your orders correctly and completely the first time around, your order will be processed and scheduled without delay (subject to credit approval).

## Lead-Times

The majority of Pack products are shipped within Trendway's standard lead time. Extended lead-time items in the catalog are designated by shading.

**Note: Shipping lead-times are subject to product availability due to order size. For exact lead-times on your order contact Trendway Customer Care.**

## Product Questions, Quotes & Order Placement On-Line

[dealer.trendway.com](http://dealer.trendway.com)

Hours: 24 Hours, 7 Days a Week

## Customer Care Representative

Hours: Monday-Friday  
7:30 am to 5:30 pm EST

Phone: 1-800-893-8115

Fax: 1-800-893-8121

e-mail: [customercare@trendway.com](mailto:customercare@trendway.com)

## Trendway Custom Solutions

Phone: 1-800-893-8117

**For more information on Order Placement, Confirmation, and Lead-Times, see the Pricing, Procedures & Policies section in the back of the price book.**


## Sequence Information

The table below shows a sample of the price book format's sequence of information which will assist when placing an order and checking an order acknowledgement.

	Catalog Number	Pull Style	Trim Color	Lock
Sample Part Number:	PSLAT436	.L	.J	.R

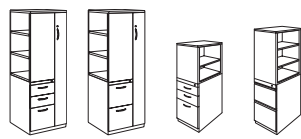
## Pack I Filing + Storage | Statement of Line

### Freestanding Towers




D W H  
 23<sup>1</sup>/<sub>2</sub>" x 23<sup>1</sup>/<sub>2</sub>" x 39<sup>7</sup>/<sub>8</sub>"  
 23<sup>1</sup>/<sub>2</sub>" x 23<sup>1</sup>/<sub>2</sub>" x 49<sup>3</sup>/<sub>4</sub>"  
 23<sup>1</sup>/<sub>2</sub>" x 15<sup>1</sup>/<sub>4</sub>" x 51<sup>3</sup>/<sub>8</sub>"  
 23<sup>1</sup>/<sub>2</sub>" x 23<sup>1</sup>/<sub>2</sub>" x 51<sup>3</sup>/<sub>8</sub>"  
 23<sup>1</sup>/<sub>2</sub>" x 23<sup>1</sup>/<sub>2</sub>" x 57<sup>3</sup>/<sub>4</sub>"  
 23<sup>1</sup>/<sub>2</sub>" x 15<sup>1</sup>/<sub>4</sub>" x 65<sup>7</sup>/<sub>8</sub>"  
 23<sup>1</sup>/<sub>2</sub>" x 23<sup>1</sup>/<sub>2</sub>" x 65<sup>7</sup>/<sub>8</sub>"

### Tower with Bookcase



D W H  
 23<sup>1</sup>/<sub>2</sub>" x 23<sup>1</sup>/<sub>2</sub>" x 49<sup>3</sup>/<sub>4</sub>"  
 23<sup>1</sup>/<sub>2</sub>" x 15<sup>1</sup>/<sub>4</sub>" x 51<sup>3</sup>/<sub>8</sub>"  
 23<sup>1</sup>/<sub>2</sub>" x 23<sup>1</sup>/<sub>2</sub>" x 51<sup>3</sup>/<sub>8</sub>"  
 23<sup>1</sup>/<sub>2</sub>" x 23<sup>1</sup>/<sub>2</sub>" x 57<sup>3</sup>/<sub>4</sub>"  
 23<sup>1</sup>/<sub>2</sub>" x 15<sup>1</sup>/<sub>4</sub>" x 65<sup>7</sup>/<sub>8</sub>"  
 23<sup>1</sup>/<sub>2</sub>" x 23<sup>1</sup>/<sub>2</sub>" x 65<sup>7</sup>/<sub>8</sub>"

### Mobile Towers



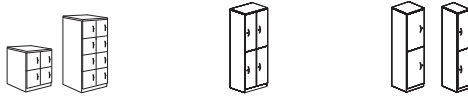
D W H  
 23<sup>1</sup>/<sub>2</sub>" x 23<sup>1</sup>/<sub>2</sub>" x 43<sup>1</sup>/<sub>4</sub>"  
 23<sup>1</sup>/<sub>2</sub>" x 23<sup>1</sup>/<sub>2</sub>" x 54<sup>3</sup>/<sub>4</sub>"

### Storage Lockers



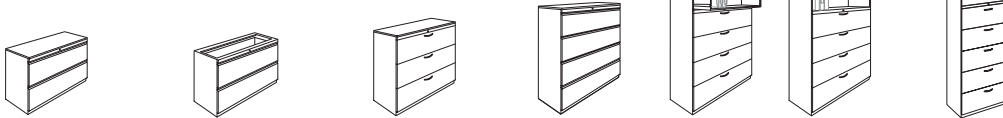
D W H  
 18" x 12" x 51<sup>3</sup>/<sub>8</sub>"  
 24" x 12" x 51<sup>3</sup>/<sub>8</sub>"  
 18" x 12" x 65<sup>7</sup>/<sub>8</sub>"  
 24" x 12" x 65<sup>7</sup>/<sub>8</sub>"  
 18" x 18" x 51<sup>3</sup>/<sub>8</sub>"  
 24" x 18" x 51<sup>3</sup>/<sub>8</sub>"  
 18" x 18" x 65<sup>7</sup>/<sub>8</sub>"  
 24" x 18" x 65<sup>7</sup>/<sub>8</sub>"

### Storage Lockers continued



D W H  
 18<sup>1</sup>/<sub>4</sub>" x 23<sup>1</sup>/<sub>2</sub>" x 34<sup>3</sup>/<sub>4</sub>"  
 18<sup>1</sup>/<sub>4</sub>" x 23<sup>1</sup>/<sub>2</sub>" x 65<sup>7</sup>/<sub>8</sub>"  
 18<sup>1</sup>/<sub>8</sub>" x 23<sup>1</sup>/<sub>2</sub>" x 65<sup>7</sup>/<sub>8</sub>"  
 18<sup>1</sup>/<sub>4</sub>" x 12" x 65<sup>7</sup>/<sub>8</sub>"  
 18<sup>1</sup>/<sub>4</sub>" x 18" x 65<sup>7</sup>/<sub>8</sub>"

### Laterals



D W H  
 18<sup>1</sup>/<sub>4</sub>" x 30" x 28<sup>3</sup>/<sub>8</sub>"  
 18<sup>1</sup>/<sub>4</sub>" x 36" x 28<sup>3</sup>/<sub>8</sub>"  
 18<sup>1</sup>/<sub>4</sub>" x 42" x 28<sup>3</sup>/<sub>8</sub>"  
 18<sup>1</sup>/<sub>4</sub>" x 30" x 27<sup>3</sup>/<sub>4</sub>"  
 18<sup>1</sup>/<sub>4</sub>" x 36" x 27<sup>3</sup>/<sub>4</sub>"  
 18<sup>1</sup>/<sub>4</sub>" x 42" x 27<sup>3</sup>/<sub>4</sub>"  
 18<sup>1</sup>/<sub>4</sub>" x 30" x 39<sup>7</sup>/<sub>8</sub>"  
 18<sup>1</sup>/<sub>4</sub>" x 36" x 39<sup>7</sup>/<sub>8</sub>"  
 18<sup>1</sup>/<sub>4</sub>" x 42" x 39<sup>7</sup>/<sub>8</sub>"  
 18<sup>1</sup>/<sub>4</sub>" x 30" x 51<sup>3</sup>/<sub>8</sub>"  
 18<sup>1</sup>/<sub>4</sub>" x 36" x 51<sup>3</sup>/<sub>8</sub>"  
 18<sup>1</sup>/<sub>4</sub>" x 42" x 51<sup>3</sup>/<sub>8</sub>"  
 18<sup>1</sup>/<sub>4</sub>" x 30" x 65<sup>7</sup>/<sub>8</sub>"  
 18<sup>1</sup>/<sub>4</sub>" x 36" x 65<sup>7</sup>/<sub>8</sub>"  
 18<sup>1</sup>/<sub>4</sub>" x 42" x 65<sup>7</sup>/<sub>8</sub>"  
 18<sup>1</sup>/<sub>4</sub>" x 30" x 77<sup>3</sup>/<sub>8</sub>"  
 18<sup>1</sup>/<sub>4</sub>" x 36" x 77<sup>3</sup>/<sub>8</sub>"  
 18<sup>1</sup>/<sub>4</sub>" x 42" x 77<sup>3</sup>/<sub>8</sub>"

### Laterals with Shelves



D W H  
 18<sup>1</sup>/<sub>4</sub>" x 30" x 51<sup>3</sup>/<sub>8</sub>"  
 18<sup>1</sup>/<sub>4</sub>" x 36" x 51<sup>3</sup>/<sub>8</sub>"  
 18<sup>1</sup>/<sub>4</sub>" x 42" x 51<sup>3</sup>/<sub>8</sub>"  
 18<sup>1</sup>/<sub>4</sub>" x 30" x 65<sup>7</sup>/<sub>8</sub>"  
 18<sup>1</sup>/<sub>4</sub>" x 36" x 65<sup>7</sup>/<sub>8</sub>"  
 18<sup>1</sup>/<sub>4</sub>" x 42" x 65<sup>7</sup>/<sub>8</sub>"  
 18<sup>1</sup>/<sub>4</sub>" x 30" x 77<sup>3</sup>/<sub>8</sub>"  
 18<sup>1</sup>/<sub>4</sub>" x 36" x 77<sup>3</sup>/<sub>8</sub>"  
 18<sup>1</sup>/<sub>4</sub>" x 42" x 77<sup>3</sup>/<sub>8</sub>"

### Laterals with Storage Cabinets



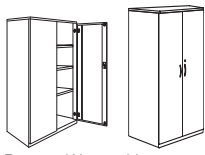
D W H  
 18<sup>1</sup>/<sub>4</sub>" x 30" x 51<sup>3</sup>/<sub>8</sub>"  
 18<sup>1</sup>/<sub>4</sub>" x 36" x 51<sup>3</sup>/<sub>8</sub>"  
 18<sup>1</sup>/<sub>4</sub>" x 42" x 51<sup>3</sup>/<sub>8</sub>"  
 18<sup>1</sup>/<sub>4</sub>" x 30" x 65<sup>7</sup>/<sub>8</sub>"  
 18<sup>1</sup>/<sub>4</sub>" x 36" x 65<sup>7</sup>/<sub>8</sub>"  
 18<sup>1</sup>/<sub>4</sub>" x 42" x 65<sup>7</sup>/<sub>8</sub>"  
 18<sup>1</sup>/<sub>4</sub>" x 30" x 77<sup>3</sup>/<sub>8</sub>"  
 18<sup>1</sup>/<sub>4</sub>" x 36" x 77<sup>3</sup>/<sub>8</sub>"  
 18<sup>1</sup>/<sub>4</sub>" x 42" x 77<sup>3</sup>/<sub>8</sub>"

### Double Door Storage Cabinets



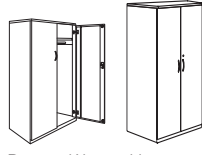
D W H  
 18<sup>1</sup>/<sub>4</sub>" x 36" x 27<sup>3</sup>/<sub>4</sub>"  
 18<sup>1</sup>/<sub>4</sub>" x 30" x 28<sup>3</sup>/<sub>8</sub>"  
 18<sup>1</sup>/<sub>4</sub>" x 36" x 28<sup>3</sup>/<sub>8</sub>"  
 18<sup>1</sup>/<sub>4</sub>" x 42" x 28<sup>3</sup>/<sub>8</sub>"  
 18<sup>1</sup>/<sub>4</sub>" x 30" x 39<sup>7</sup>/<sub>8</sub>"  
 18<sup>1</sup>/<sub>4</sub>" x 36" x 39<sup>7</sup>/<sub>8</sub>"  
 18<sup>1</sup>/<sub>4</sub>" x 42" x 39<sup>7</sup>/<sub>8</sub>"  
 18<sup>1</sup>/<sub>4</sub>" x 30" x 51<sup>3</sup>/<sub>8</sub>"  
 18<sup>1</sup>/<sub>4</sub>" x 36" x 51<sup>3</sup>/<sub>8</sub>"  
 18<sup>1</sup>/<sub>4</sub>" x 42" x 51<sup>3</sup>/<sub>8</sub>"

### Double Door Storage Cabinet



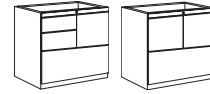
D W H  
 18<sup>1</sup>/<sub>4</sub>" x 30" x 65<sup>7</sup>/<sub>8</sub>"  
 18<sup>1</sup>/<sub>4</sub>" x 36" x 65<sup>7</sup>/<sub>8</sub>"  
 18<sup>1</sup>/<sub>4</sub>" x 42" x 65<sup>7</sup>/<sub>8</sub>"  
 18<sup>1</sup>/<sub>4</sub>" x 30" x 77<sup>3</sup>/<sub>8</sub>"  
 18<sup>1</sup>/<sub>4</sub>" x 36" x 77<sup>3</sup>/<sub>8</sub>"  
 18<sup>1</sup>/<sub>4</sub>" x 42" x 77<sup>3</sup>/<sub>8</sub>"

### Wardrobe Cabinet



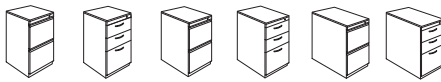
D W H  
 18<sup>1</sup>/<sub>4</sub>" x 36" x 65<sup>7</sup>/<sub>8</sub>"  
 18<sup>1</sup>/<sub>4</sub>" x 36" x 77<sup>3</sup>/<sub>8</sub>"

### Pedestal File Center



D W H  
 18" x 30" x 27"

### Freestanding Pedestals



D W H  
 18<sup>7</sup>/<sub>8</sub>" x 15<sup>1</sup>/<sub>4</sub>" x 27<sup>3</sup>/<sub>4</sub>"  
 21<sup>7</sup>/<sub>8</sub>" x 15<sup>1</sup>/<sub>4</sub>" x 27<sup>3</sup>/<sub>4</sub>"  
 27<sup>7</sup>/<sub>8</sub>" x 15<sup>1</sup>/<sub>4</sub>" x 27<sup>3</sup>/<sub>4</sub>"

### Mobile Pedestals



D W H  
 18<sup>7</sup>/<sub>8</sub>" x 15<sup>1</sup>/<sub>4</sub>" x 27<sup>3</sup>/<sub>4</sub>"  
 21<sup>7</sup>/<sub>8</sub>" x 15<sup>1</sup>/<sub>4</sub>" x 27<sup>3</sup>/<sub>4</sub>"  
 27<sup>7</sup>/<sub>8</sub>" x 15<sup>1</sup>/<sub>4</sub>" x 27<sup>3</sup>/<sub>4</sub>"

### Work Surface Supporting Pedestals



D W H  
 21<sup>7</sup>/<sub>8</sub>" x 15<sup>1</sup>/<sub>4</sub>" x 27<sup>3</sup>/<sub>4</sub>"

D W H  
 17<sup>7</sup>/<sub>8</sub>" x 15<sup>1</sup>/<sub>4</sub>" x 19<sup>3</sup>/<sub>8</sub>"  
 21<sup>7</sup>/<sub>8</sub>" x 15<sup>1</sup>/<sub>4</sub>" x 19<sup>3</sup>/<sub>8</sub>"

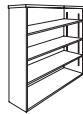
### Bookcases



D W H  
 13<sup>3</sup>/<sub>8</sub>" x 30" x 27<sup>3</sup>/<sub>4</sub>"  
 13<sup>3</sup>/<sub>8</sub>" x 36" x 27<sup>3</sup>/<sub>4</sub>"  
 13<sup>3</sup>/<sub>8</sub>" x 42" x 27<sup>3</sup>/<sub>4</sub>"



D W H  
 13<sup>3</sup>/<sub>8</sub>" x 30" x 39<sup>7</sup>/<sub>8</sub>"  
 13<sup>3</sup>/<sub>8</sub>" x 36" x 39<sup>7</sup>/<sub>8</sub>"  
 13<sup>3</sup>/<sub>8</sub>" x 42" x 39<sup>7</sup>/<sub>8</sub>"



D W H  
 13<sup>3</sup>/<sub>8</sub>" x 30" x 51<sup>3</sup>/<sub>8</sub>"  
 13<sup>3</sup>/<sub>8</sub>" x 36" x 51<sup>3</sup>/<sub>8</sub>"  
 13<sup>3</sup>/<sub>8</sub>" x 42" x 51<sup>3</sup>/<sub>8</sub>"



D W H  
 13<sup>3</sup>/<sub>8</sub>" x 30" x 65<sup>7</sup>/<sub>8</sub>"  
 13<sup>3</sup>/<sub>8</sub>" x 36" x 65<sup>7</sup>/<sub>8</sub>"  
 13<sup>3</sup>/<sub>8</sub>" x 42" x 65<sup>7</sup>/<sub>8</sub>"  
 13<sup>3</sup>/<sub>8</sub>" x 30" x 70"  
 13<sup>3</sup>/<sub>8</sub>" x 36" x 70"  
 13<sup>3</sup>/<sub>8</sub>" x 42" x 70"



D W H  
 13<sup>3</sup>/<sub>8</sub>" x 30" x 77<sup>1</sup>/<sub>8</sub>"  
 13<sup>3</sup>/<sub>8</sub>" x 36" x 77<sup>1</sup>/<sub>8</sub>"  
 13<sup>3</sup>/<sub>8</sub>" x 42" x 77<sup>1</sup>/<sub>8</sub>"

### Mobile Bookcase



D W H  
 15<sup>1</sup>/<sub>4</sub>" x 32<sup>1</sup>/<sub>2</sub>" x 26<sup>1</sup>/<sub>2</sub>"

**Surface Material Program**

The Trendway Surface Material Program includes a broad selection of coordinated fabrics, laminate and trim finish options. Additionally, Trendway offers a Customers Own Material (COM) program to allow customers to further personalize their work stations.

The following sections describe the Trendway Surface Materials vocabulary.

**Standard Program**

Trendway's Standard Program of timeless and popular fabrics, finishes, vinyls and laminates, is recommended for corporate standards programs. These fabrics are carded and swatched by Trendway. Materials in the Trendway Standard Program offering are readily available for orders to ship within 2-4 weeks. Refer to individual panels for fire rating classifications.

**Scheduled Program**

Trendway's Schedule Program is made up of additional colors of standard patterns, as well as an evolving collection of fabrics from our textile partners designed to solve all your needs. Influenced and kept up to date by emerging trends, the typical life span in this program is one to three years and is not considered part of the standard program. To see the Scheduled fabrics go to the the surface material page on our website at [www.Trendway.com](http://www.Trendway.com) and filter for "Scheduled" under "Lead-Times". Scheduled fabrics may have different lead time than standard fabrics. Please call Trendway customer care for estimated ship dates.

Both Standard and Scheduled Materials in this program comply with the industry standards for quality and performance.

They all pass California Technical Bulletin 117-2013 and are listed as part of the UL recognized component program.

**COM**

Customers Own Material program allows customers to select and specify their own fabric or laminate on Trendway product. For detailed information see item #11 (COM) in the Pricing, Procedures and Policies section in the back of the price list or on [Trenddealer.com](http://Trenddealer.com).

**Pre-Approved COM**

Select from popular COM fabrics pre-approved by Trendway. Customers are able to search the COM library on [dealer.trendway.com](http://dealer.trendway.com) for fabrics and specific applications that have passed manufacturability testing on Trendway product.

**HOW TO ORDER SAMPLES****Standard Program Binder Cards**

Seating and panel binder cards are available through Trendway fulfillment. [dealer.trendway.com](http://dealer.trendway.com)

**Standard Program Samples**

Samples of fabrics and finishes are available through Trendway fulfillment. [dealer.trendway.com](http://dealer.trendway.com)

**Scheduled Samples**

**Samples must be ordered directly through the supplier.** Contact information is listed below and also on our website [www.trendway.com/surface-materials](http://www.trendway.com/surface-materials). Click on the link next to the swatch samples.

**Camira**

[www.camirafabrics.com](http://www.camirafabrics.com)  
1-616-288-0655

**Culp Contract**

[www.culpcontract.com](http://www.culpcontract.com)  
336-888-6274

**Guilford Of Maine®**

[www.guilfordofmaine.com](http://www.guilfordofmaine.com)  
1-800-544-0200

**Mayer Fabrics**

[www.mayerfabrics.com](http://www.mayerfabrics.com)  
1-800-428-4415

**Momentum® Textiles**

[www.memosamples.com](http://www.memosamples.com)  
1-800-366-6839

**Nevamar**

[www.nevamar.com](http://www.nevamar.com)  
1-800-638-4380

**Pionite**

[www.pionite.com](http://www.pionite.com)  
1-800-746-6483

**Ultrafabrics®**

[www.ultrafabricsinc.com](http://www.ultrafabricsinc.com)  
914-460-1730

**Wilsonart®**

[www.wilsonart.com](http://www.wilsonart.com)  
1-800-433-3222

**Surface Material Legend**

 = 100% Recycled Content

 = Bleach Cleanable. Refer to specific cleaning instructions for each fabric on [www.Trendway.com](http://www.Trendway.com).

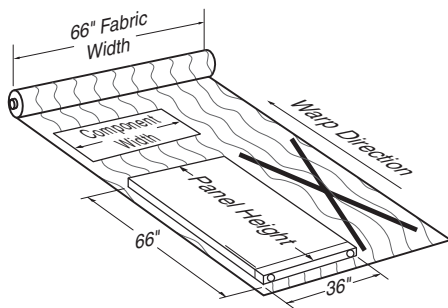
Pattern	Capture Tiles	Choices Panels & All Systems Components	Fabric Screens	Tackboards		TrendWall	Volo	Cushion Tops
				> 60"	< 60"			
Amaze	↓	↓	↓	R	↓	↓	↓	•
Anchorage	↓	↓	↓	R	↓	•	↓	•
Aurora	↓	↓	↓	R	↓	↓	↓	•
Chase	↓	↓	↓	R	↓	↓	↓	•
Framework	↕	↕	↕	↕	↕	•	↕	•
Glint	↓	↓	↓	R	↓	↓	↓	•
Intermix	↓	↓	•	R	↓	↓	↓	•
Intuition*	↓	•	•	R	↓	•	↓	↓
Merge	↕	↕	↕	↕	↕	↕	↕	↕
Mingle	↓	↓	↓	R	↓	•	•	•
Netiquette	↓	•	•	R	↓	↓	↓	•
Pact	↓	↓	↓	R	↓	↓	↓	•
Pursuit	↓	↓	↓	R	↓	↓	↓	•
Tabby Weave	↕	↕	↕	↕	↕	↕	↕	•

- Not Available
- ↕ Non Directional - Pattern will be applied for best yield
- ↓ Down Roll - The height dimension of the tile or component is parallel to the warp of the fabric
- R Railroaded - The height dimension of the tile or component is perpendicular to the warp of the fabric
- \* Multi-use fabric (seating and panel) available on Capture, Fabric Screens, and Volo
- \*\* Not available on Choices Panels, but approved on Choice's Tackboards and Flipper Doors

### Down-Roll (↓)

Down-roll means the height dimension of the tile or component is parallel to the warp of the fabric (Fig. A).

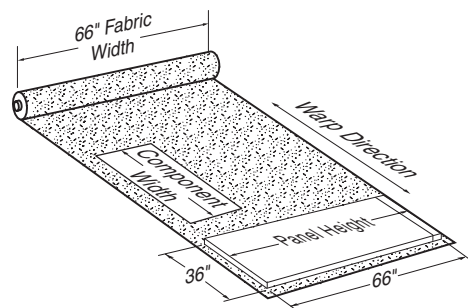
Fig. A



### Railroad

Railroad means the height dimension of the tile or component is perpendicular to the warp of the fabric (Fig. B).

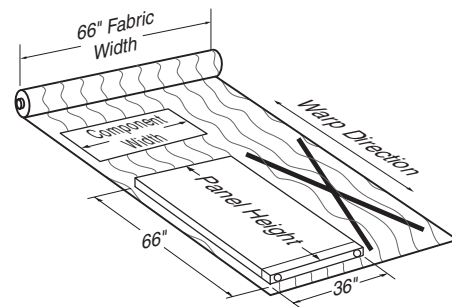
Fig. B



### COM Fabrics

COM fabrics may be applied either Down-roll (Fig. A) or Railroad (Fig. B). When choosing Railroad on COM fabrics please note that 84" (2134)-high Choices and TrendWall Panels cannot be Railroad due to panel fabric being 66" (1676)-wide (Fig. C).

Fig. C



## Standard Systems Finishes

Trendway standard paints include smooth and textured styles in our six trim colors.

### Systems Paints and Trim

K	Charcoal
DW	Designer White
G	Gray
L	Light Gray
Y	Sand
J	Stucco
TK	Textured Charcoal
TDW	Textured Designer White
TG	Textured Gray
TL	Textured Light Gray
TY	Textured Sand
TJ	Textured Stucco

### Glazed Panels

#### Plexiglass

01	Clear
E3A	*Frosted

#### \*Tempered Glass

03	Clear
05	Frosted

#### Ecoresin

The color options are semi-transparent with (or without) patterns.

#### \*3form

E02	Solo Aqua Supermatte Ecoresin
E01	Solo Supermatte Ecoresin
E03	Spider Ecoresin

**\*Note:** These options are offered at an upcharge. Please refer to a specific item in your price list to determine the amount of upcharge.

## Premium Systems Finishes

**Premium finishes are offered at a modest upcharge.** Please refer to a specific item in your price list to determine the amount of upcharge.

### Smooth Metallic Paint

PA	Platinum
----	----------

## Standard Vinyl Edgeband

### Solid

K	Charcoal
E1	Designer White
E6	Graphite
L	Light Gray
Y	Sand
E7	Shadow
J	Stucco

### Patterned

E8	Casual Linen
E9	Classic Linen
EB	Crisp Linen
EG	Earthen Twill
EH	Graphite Twill
EE	Sarum Twill

### Woodgrain

W8	Beigewood
WE	Brazilwood
W7	Empire Mahogany
ER	Espresso Pearwood
WY	Finnish Oak
W5	Fusion Maple
E5	Phantom Charcoal
E4	Phantom Ecru
E3	Phantom Pearl
WZ	Walnut
W6	Wild Cherry

*\* Available on Capture, Fabric Screens, and Volo*

To see all Trendway finish options, go to [Trendway.com](https://www.trendway.com)

## High Pressure Laminates – for Work Surfaces and Laminate Tiles

### Standard Program

#### Grade 1

##### Solid

583	Charcoal
J0C	Designer White
J9D	Graphite
573	Light Gray
J20	Sand
J04	Shadow
J11	Stucco

##### Pattern

J6B	Casual Linen
J6A	Classic Linen
J69	Crisp Linen
J9H	Earthen Twill
JM4	Evening Tigris
J9J	Graphite Twill
J09	White Tigris
J9G	Sarum Twill

##### Woodgrain

J0G	Beigewood
J0D	Brazilwood
J2A	Empire Mahogany
J9X	Espresso Pearwood
J98	Finnish Oak
J25	Fusion Maple
J99	Walnut
J1R	Wild Cherry

#### Grade 2

##### Woodgrain

J9C	Phantom Charcoal
J9B	Phantom Ecu
J9A	Phantom Pearl

## Thermofused Laminates – for Storage and Laminate Tiles

### Standard Program

#### Solid

XZ4	Black
XZH	Designer White

#### Grade 1

#### Woodgrain

XZ8	Beigewood
XZE	Brazilwood
XZ3	Empire Mahogany
XY6	Espresso Pearwood
XYZ	Finnish Oak
XZ2	Fusion Maple
XZZ	Walnut
XZ1	Wild Cherry

#### Grade 1

#### Woodgrain

XY2	Phantom Charcoal
XY1	Phantom Ecu
XY0	Phantom Pearl

#### Grade 2



## CROSS REFERENCE

High Pressure Laminate (HPL), Thermofused Laminate (TFL), Edgebanding, Wood Veneer, Panel Vinyl

Solid Color Name	HPL Capture, Choices, Pack, Worksurfaces	TFL Capture, Intrinsic, Trig	Edgeband	Finish Code	Panel Vinyl Choices, TrendWall, Volo
Black		XZ4			
Charcoal**	583		K	K	V39
Designer White**	J0C	XZH	E1	DW	V52
Graphite	J9D		E6		
Gray**				G	
Light Gray**	573		L	L	V51
Platinum**				PA	V53
Sand**	J20		Y	Y	V48
Shadow	J04		E7		
Stucco**	J11		J	J	V49

Pattern Color Name	HPL Capture, Choices, Pack, Worksurfaces	Edgeband
Casual Linen	J6B	E8
Classic Linen	J6A	E9
Crisp Linen	J69	EB
Earthen Twill	J9H	EG
Graphite Twill	J9J	EH
Sarum Twill	J9G	EE

Woodgrain Pattern Name	HPL Capture, Choices, Pack, Worksurfaces	TFL Capture, Intrinsic, Trig	Edgeband	Wood Veneer Choices, Volo	Panel Vinyl TrendWall
Beigewood	J0G	XZ8	W8	M4	
Brazilwood	J0D	XZE	WE	M5	
Empire Mahogany		XZ3	W7	M8	
Espresso Pearwood	J9X	XY6	ER		
Finnish Oak	J98	XZY	WY		
Fusion Maple	J25	XZ2	W5	M2	
Phantom Charcoal	J9C	XY2			
Phantom Ecu	J9B	XY1	E4		
Phantom Pearl	J9A	XY0	E3		
Russian Maple					AS3
Sorrel Pear					AS4
Walnut	J99	XZZ	WZ		
Wild Cherry	J1R	XZ1	W6	M9	

\*\* Trendway standard trim paint color

To see all Trendway finish options, go to [Trendway.com](https://www.trendway.com)

This form can be used as a worksheet or an order form to determine what key alike Pack Core/Key Sets are needed for key-alike Pack filing and storage, Pack locks on Choices flipper units and for additional Pack Lock Keys, Core Keys and Master Keys\*. It is also used to specify special tagging instructions to designate installation locations, which is offered free of charge.

The information on this form can either be entered in Trendway's design software, or through Trendway On-line Order Entry on [Trenddealer.com](http://Trenddealer.com) using the catalog numbers listed below or it can be used as an order form and faxed to Trendway Customer Care.

### Pack Core/Key Set

The Pack Core/Key Set is needed when the Key Alike Option 'T' is selected, or if a lock needs to be changed out in an existing unit. The Core/Key Set provides the ability to pick the key number for a single storage piece, each individual office or group of offices. Pack Core/Key Sets includes a lock core and 2 lock keys. Additional lock keys are available.

### Pack Core Installation/Removal Key

Pack Core Installation/Removal Key is needed to install Core/Key Sets and to remove or replace existing Pack lock cores.

### \*Pack Master Key

Pack Master Key is used to open any Pack style lock. Master keys are sent out separately from the product order. Request for Master keys must be made on the end users letterhead and faxed to Trendway Customer Care at 1-800-893-8212. Orders are shipped within 24-hours of receipt.

## Pack Keying Order Form

Trendway Corporation  
13467 Quincy St. Holland MI 49424  
Phone: (800) 893-8115 Fax: (800) 893-8121  
[www.trendway.com](http://www.trendway.com)

Customer P.O. Number \_\_\_\_\_ Trendway Order Number \_\_\_\_\_  
Ship To address if different from P.O. \_\_\_\_\_

---

**Pack Core/Key Set – PLCAK** (Pack Lock Cores are Silver in color)

Qty.	List Price \$20	Key Number S101-S200	Floor		Office	Key—Alike Special Tagging Instructions
2	\$40	0	3	5		John's Office
6	\$120	0	2			Offices 201, 252

SAMPLE

**Additional Pack Lock Key(s) – PLKS**

Qty.	List Price \$10	Key Number S101-S200	Floor		Office	Key—Alike Special Tagging Instructions
1	\$10	S101				

**Additional Pack Core Installation/Removal Key(s) - CRK**

Qty.	List Price \$4
3	\$12

**Pack Master Key(s)**  
Pack Master Keys are used to open any Pack style lock. Master keys are sent separately from the product order. Requests for Master keys must be made on the end-user's letterhead and faxed to Trendway Customer Care at 1-800-893-8121. Orders are shipped within 24 hours of receipt.



Trendway Corporation  
 13467 Quincy St. Holland MI 49424  
 Phone: (800) 893-8115 Fax: (800) 893-8121  
 www.trendway.com

## Pack Keying Order Form

Customer P.O. Number \_\_\_\_\_ Trendway Order Number \_\_\_\_\_  
 Ship To address if different from P.O. \_\_\_\_\_

### Pack Core/Key Set – PLCAK (Pack Lock Cores are Silver in color)

Qty.	List Price \$20	Key Number S101-S200	Key—Alike Special Tagging Instructions		
			Floor	Office	

### Additional Pack Lock Key(s) – PLKS

Qty.	List Price \$10	Key Number S101-S200	Key—Alike Special Tagging Instructions		
			Floor	Office	

### Additional Pack Core Installation/Removal Key(s) - CRK

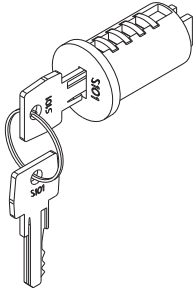
Qty.	List Price \$4

### Pack Master Key(s)

Pack Master Keys are used to open any Pack style lock. Master keys are sent separately from the product order. Requests for Master keys must be made on the end-user's letterhead and faxed to Trendway Customer Care at 1-800-893-8121. Orders are shipped within 24 hours of receipt.

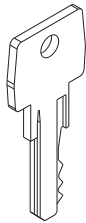
## Pack Core/Key Set

The Pack Core/Key Set must be ordered when the Key-Alike lock option is chosen to replace the “disposable” core that ships with Pack filing units in order for these units to lock. This set can also be ordered to replace an existing Pack Core/Key Set. The set includes a Pack lock core and 2 lock keys.



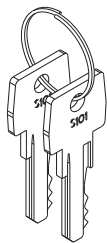
## Pack Core Installation/Removal Key

The Pack Core Installation/Removal Key is needed to install or remove Pack Cores in Pack filing units or in Pack Locks for Choices Flipper Units (PKCHFLA and PKCTAFLA).



## Pack Keys

Replacement Pack keys are available for order.



### Pack Core/ Key Sets

	List Price	Catalog Number	Key Number
	\$20	PLCAK	S101-S200

### Pack Core Installation/Removal Key

	List Price	Catalog Number	
	\$4	CRK	

### Pack Lock Keys

	List Price	Catalog Number	Key Number
	\$10	PLKS	S101-S200

Build your complete Part Number here:

_____	_____
-------	-------

Sample Part Number:

PLKS	__
------	----

Total Cost \$10 =

\$10	+	N/C
------	---	-----

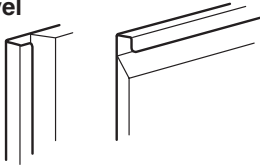
## Finishes

All Pack filing and storage units, including door and drawer fronts, are painted metal and are available in a variety of finishes.

## Pull Style Options

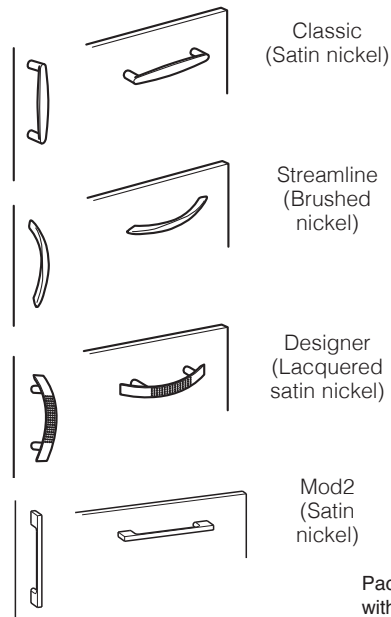
Pack filing units have two pull style options, a bevel pull and an applied pull. The applied pull has three 128mm center pull hardware options to choose from: Classic, Streamline and Designer. These are all plated nickel finish.

### Bevel



### Applied

Note: Applied Pulls (Classic, Streamline, Designer and Mod2) add up to 1 1/8" (29) to the depth of the file unit.



## Casters

Black standard casters are included, two (2) locking and two (2) non-locking on each unit.

## Specifications

All dimensions are nominal unless otherwise noted.

## Keyed Alike

Pack filing and storage units have two lock options to choose from. Units can be randomly keyed (option "R") or they can be key-alike (option "T") for no additional upcharge. When the randomly keyed option "R" is chosen the Pack filing and storage unit will ship with a randomly numbered core/key.

When the key-alike lock option "T" is chosen the Pack filing unit will ship with a "disposable" core in place of the core/key and the specified Pack Core/Key set(s) will be packaged separately for field installation. The "disposable" core must be field replaced with a Pack Core/Key set in order for the Pack filing unit to lock. The Core/Key set (PLCAK) must be ordered separately.

## Load Capacities

All Pack filing units meet or exceed the applicable load requirements. For a complete listing of load capacities, contact Trendway Customer Care or visit [trenddealer.com](http://trenddealer.com)

## Pedestal Drawers:

3" (76) Pedestal Drawer — 10 lbs. (4.5kg)  
6" (152) Pedestal Drawer — 20 lbs. (9kg)  
12" (305) Pedestal Drawer — 40 lbs. (18kg)

## Lateral File and File Center Lateral Drawers:

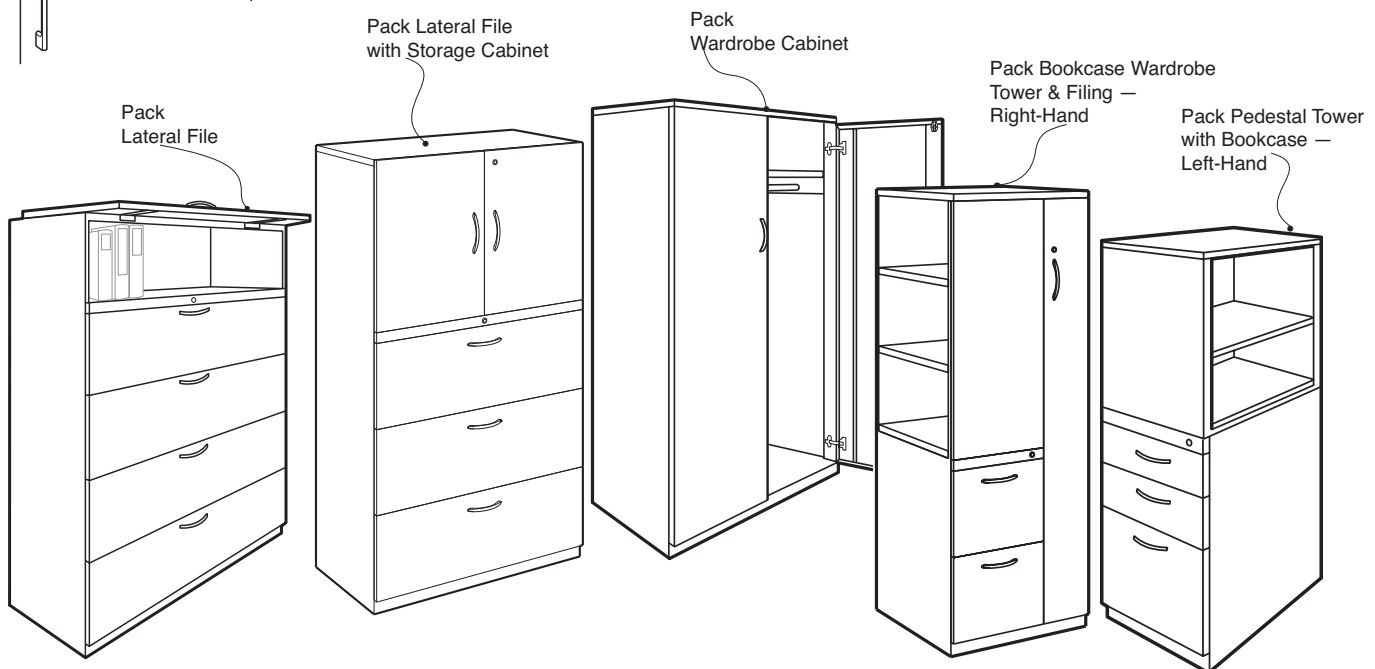
2 lbs. (.9kg) per linear inch of usable space

## Bookcases:

30" (762) shelf — 70 lbs. (32kg)  
36" (914) shelf — 85 lbs. (39kg)  
42" (1067) shelf — 100 lbs. (45kg)

## Lockers:

12" wide — 35 lbs. (16kg)  
18" wide — 55 lbs. (25kg)



## Double-Door and Wardrobe:

30" (762) shelf — 90 lbs. (41kg)  
 36" (914) shelf — 105 lbs. (48kg)  
 42" (1067) shelf — 125 lbs. (57kg)  
 Wardrobe Bar

## Storage Tower:

3 lbs. (1.4kg) per linear inch

## Maximum Load Capacity For Any Steel Storage Unit

The maximum load capacity for any storage unit is calculated by multiplying the above stated lbs. for each shelf or drawer that is included with the unit and adding them together (includes the top of the unit and the inside bottom).

Eg: Maximum load capacity for a PSBC336 =  
 unit bottom + 2 shelves + unit top at 3 lbs.  
 per linear inch = 36"  
 (914) linear in. per shelf x 4 = 432  
 lbs. maximum load

**Note: The addition of more shelves does not increase the maximum amount a unit can be loaded.**

## Proper Usage

### Pedestals and File Centers

Any pedestal or file center that is attached to the underside of a work surface must have glides adjusted to support the weight of the pedestal or file center.

## Lateral Files

**CAUTION: Any freestanding lateral file, if improperly used or loaded, can tip. Since files may contain significant weight, this tipping can result in serious damage and/or personal injury. For proper and safe performance, read and follow instructions provided with each file.**

Do not attempt to open more than one lateral file drawer at a time. Do not use drawers as steps. Failure to follow these instructions may cause tipping of cabinet, resulting in personal injury.

Use counterbalance weights when-ever lateral files or pedestals are not anchored or ganged back-to-back. Side-by-side ganging does not improve stability.

To avoid tipping, always load bottom drawers before loading top drawer.

## Glide Adjustment Ranges

Pack Pedestal and Pedestal Tower	1 5/8" (41)
Pack Lateral	1 1/4" (32)
Pack Storage Tower	7/8" (22)
Pack Bookcases	5/8" (16)
Pack File Centers	1 1/4" (32)
Pack Double-Door and Wardrobe	7/8" (22)
Pack Lockers	7/8" (22)

## Ordering Information

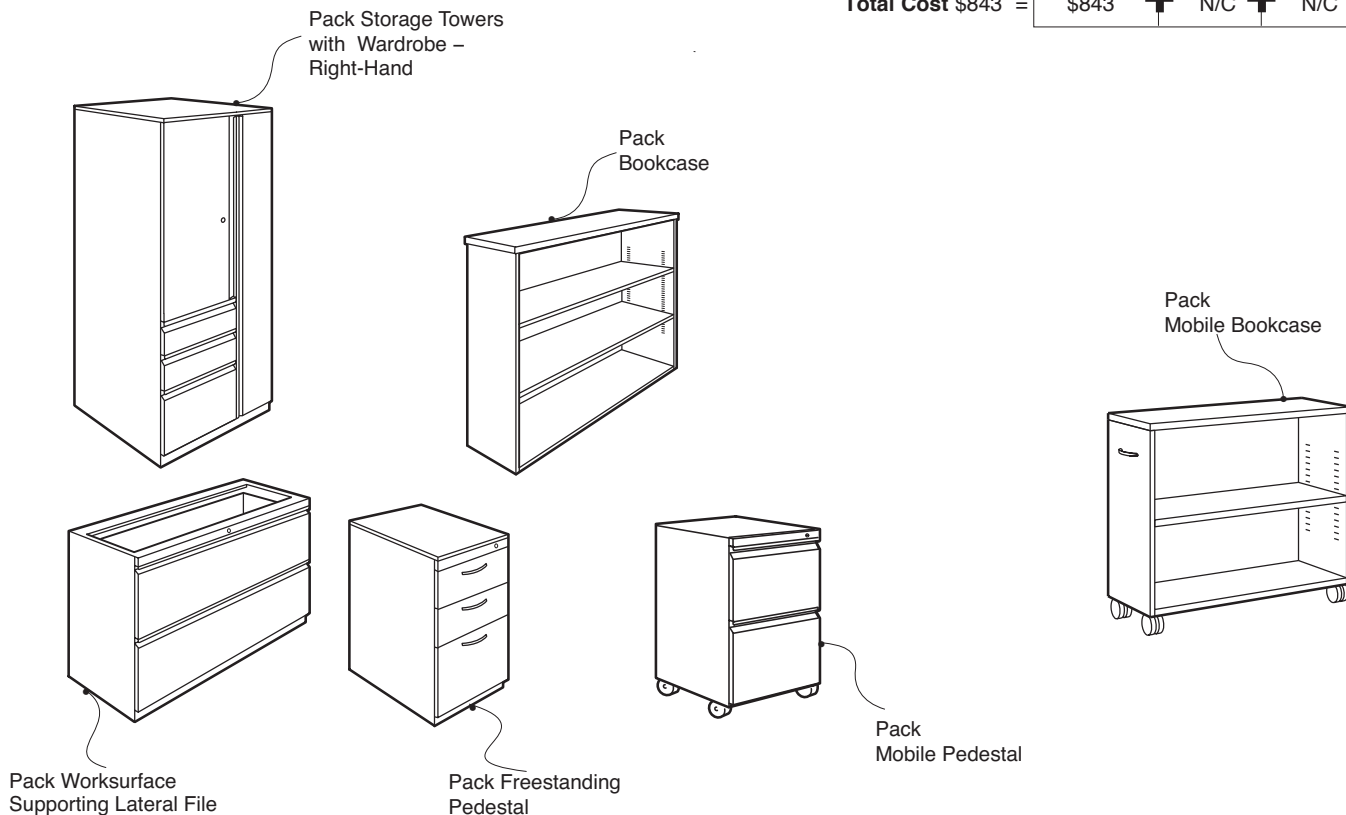
For ease in specifying, Trendway's catalog numbering system uses meaningful characters to convey description, surface type, and size. For example, PSLAT530 represents a **Pack Storage LATeral 5-High by 30"** (762) -wide.

Trendway has further simplified the order process by having all the options available for a product listed in the price chart. By following the Sample Part Number Example at the bottom of each page, you create a Part Number for each product. This Part Number will match your acknowledgement and packing slip.

When ordering filing and storage units, list the following:

- Quantity (combine same products)
- Complete Part Number (see Sample Part Number at the bottom of each page for correct number sequence).
- For ease of reading, place a period between each option number (PSP1212.B.TL).

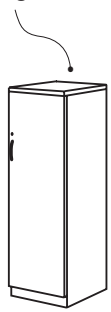
Sample Part Number:	Catalog Number	Pull Style	Trim Color
PSP1212	.B	.TL	
Total Cost \$843 =	\$843	+ N/C	+ N/C



**Inside Locker Dimensions**

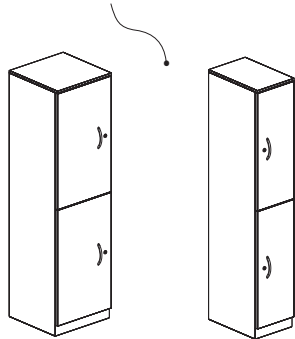
Locker Type	Description	Inner Depth (in.)	Inner Width (in.)	Inner Height (in.)
Single Locker - 12" Wide	Above shelf in 18" x 51 <sup>3</sup> / <sub>8</sub> " locker	17.41	9.83	12
	Below coat rod in 18" x 51 <sup>3</sup> / <sub>8</sub> " locker	17.41	9.83	31.74
	Above shelf in 24" x 51 <sup>3</sup> / <sub>8</sub> " locker	22.66	9.83	12
	Below coat rod in 24" x 51 <sup>3</sup> / <sub>8</sub> " locker	22.66	9.83	31.74
Single Locker - 18" Wide	Above shelf in 18" x 65 <sup>7</sup> / <sub>8</sub> " locker	17.41	9.83	12
	Below coat rod in 18" x 65 <sup>7</sup> / <sub>8</sub> " locker	17.41	9.83	46.24
	Above shelf in 24" x 65 <sup>7</sup> / <sub>8</sub> " locker	22.66	9.83	12
	Below coat rod in 24" x 65 <sup>7</sup> / <sub>8</sub> " locker	22.66	9.83	46.24
Single Locker - 18" Wide	Above shelf in 18" x 51 <sup>3</sup> / <sub>8</sub> " locker	17.41	15.83	12
	Below coat rod in 18" x 51 <sup>3</sup> / <sub>8</sub> " locker	17.41	15.83	31.74
	Above shelf in 24" x 51 <sup>3</sup> / <sub>8</sub> " locker	22.66	15.83	12
	Below coat rod in 24" x 51 <sup>3</sup> / <sub>8</sub> " locker	22.66	15.83	31.74
Single Locker - 18" Wide	Above shelf in 18" x 65 <sup>7</sup> / <sub>8</sub> " locker	17.41	15.83	12
	Below coat rod in 18" x 65 <sup>7</sup> / <sub>8</sub> " locker	17.41	15.83	46.24
	Above shelf in 24" x 65 <sup>7</sup> / <sub>8</sub> " locker	22.66	15.83	12
	Below coat rod in 24" x 65 <sup>7</sup> / <sub>8</sub> " locker	22.66	15.83	46.24
Double Locker - 12" Wide	Top Locker	22.66	9.83	29.64
	Bottom Locker	22.66	9.83	30.72
Double Locker - 18" Wide	Top Locker	22.66	15.83	29.64
	Bottom Locker	22.66	15.83	30.72
Quad Locker	Top Locker	17.41	9.83	29.64
	Bottom Locker	17.41	9.83	30.72
Cubby Locker	Inside Cubby Dimension	17.41	9.83	13.985

Single Locker 12"



Right Hand Shown

Double Locker



Left Hand Shown

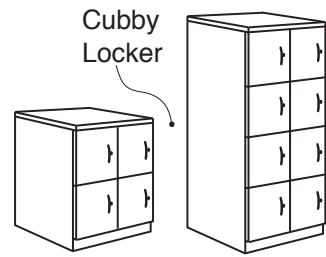
Right Hand Shown

Quad Locker



Right Hand Shown

Cubby Locker



34 3/4" High

65 7/8" High

Left Hand Shown

## Pack Storage Tower

The Pack Storage Tower provides coat, drawer, and cupboard storage in a single freestanding cabinet. The Tower is constructed of painted metal, has 7/8" adjustable leveling glides, and is available in a Right-Hand version (wardrobe on the right side) or a Left-Hand version (wardrobe on the left side). Towers are available with five pull options, including four applied pulls and a bevel pull extending the length of the door or drawer.

The cupboard unit includes adjustable painted metal shelves. Pedestal drawers have painted metal drawer fronts and full extension ball-bearing slides. The drawers and doors have one common lock. The wardrobe includes one coat rod.

Available accessories include Pack Pedestal Divider/Conversion Kit(PCD), Pack Pencil Tray (HPPT), Lateral File Dividers (LFDE) and Shelf/File Dividers (SFDIV).

When the key-alike lock option "T" is chosen a "disposable" core is assembled in the filing unit to temporarily secure the drawers and doors for transit. The "disposable" cores must be field replaced with Pack Core/Key Sets in order for the Pack filing unit to lock. Core/Key Sets (PLCAK) must be ordered separately or by using the keying order form.

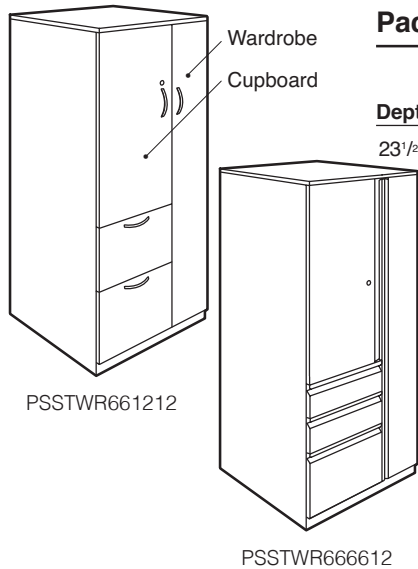
Overview & Order Information

Statement of Line

Surface Materials

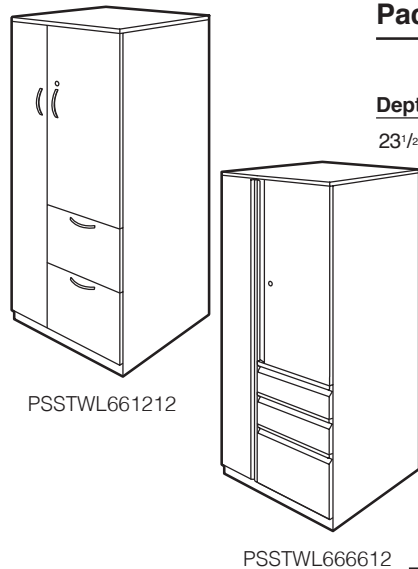
Filing & Storage

Terms & Policies



### Pack Storage Tower – Right-Hand

Depth	Dimensions Width	Height	No. of Shelves	List Price	Catalog Number	Pull Style	Trim Color	Lock
23 <sup>1</sup> / <sub>2</sub> " (597)	23 <sup>1</sup> / <sub>2</sub> " (597)	39 <sup>7</sup> / <sub>8</sub> " (1013)	1	\$2956	PSSTWR401212	No Cost Bevel B	Standard Finishes No Cost	R No Cost Random
			1	2976	PSSTWR406612			
49 <sup>3</sup> / <sub>4</sub> " (1264)	23 <sup>1</sup> / <sub>2</sub> " (597)	39 <sup>7</sup> / <sub>8</sub> " (1013)	1	2945	PSSTWR501212	Applied L Classic	Premium Finishes + \$157	*T Deduct \$-16 Key-Alike
			1	3167	PSSTWR506612			
			1	3076	PSSTWR50121212			
51 <sup>3</sup> / <sub>8</sub> " (1305)	23 <sup>1</sup> / <sub>2</sub> " (597)	39 <sup>7</sup> / <sub>8</sub> " (1013)	1	3045	PSSTWR521212	E Stream-line	See Surface Materials Page 6	*Note: Be sure to order Core/Key Sets (PLCAK) separately (1 per unit)
			1	3157	PSSTWR526612			
			1	3248	PSSTWR52121212			
57 <sup>3</sup> / <sub>4</sub> " (1467)	23 <sup>1</sup> / <sub>2</sub> " (597)	39 <sup>7</sup> / <sub>8</sub> " (1013)	2	3152	PSSTWR581212	AZ Designer		
			2	3386	PSSTWR586612			
			2	3267	PSSTWR58121212			
65 <sup>7</sup> / <sub>8</sub> " (1673)	23 <sup>1</sup> / <sub>2</sub> " (597)	39 <sup>7</sup> / <sub>8</sub> " (1013)	2	3260	PSSTWR661212	MM Mod2		
			2	3377	PSSTWR666612			
			2	3982	PSSTWR66121212			



### Pack Storage Tower – Left-Hand

Depth	Dimensions Width	Height	No. of Shelves	List Price	Catalog Number	Pull Style	Trim Color	Lock
23 <sup>1</sup> / <sub>2</sub> " (597)	23 <sup>1</sup> / <sub>2</sub> " (597)	39 <sup>7</sup> / <sub>8</sub> " (1013)	1	\$2956	PSSTWL401212	No Cost Bevel B	Standard Finishes No Cost	R No Cost Random
			1	2976	PSSTWL406612			
49 <sup>3</sup> / <sub>4</sub> " (1264)	23 <sup>1</sup> / <sub>2</sub> " (597)	39 <sup>7</sup> / <sub>8</sub> " (1013)	1	2945	PSSTWL501212	Applied L Classic	Premium Finishes + \$157	*T Deduct \$-16 Key-Alike
			1	3167	PSSTWL506612			
			1	3076	PSSTWL50121212			
51 <sup>3</sup> / <sub>8</sub> " (1305)	23 <sup>1</sup> / <sub>2</sub> " (597)	39 <sup>7</sup> / <sub>8</sub> " (1013)	1	3045	PSSTWL521212	E Stream-line	See Surface Materials Page 6	*Note: Be sure to order Core/Key Sets (PLCAK) separately (1 per unit)
			1	3157	PSSTWL526612			
			1	3248	PSSTWL52121212			
57 <sup>3</sup> / <sub>4</sub> " (1467)	23 <sup>1</sup> / <sub>2</sub> " (597)	39 <sup>7</sup> / <sub>8</sub> " (1013)	2	3152	PSSTWL581212	AZ Designer		
			2	3386	PSSTWL586612			
			2	3267	PSSTWL58121212			
65 <sup>7</sup> / <sub>8</sub> " (1673)	23 <sup>1</sup> / <sub>2</sub> " (597)	39 <sup>7</sup> / <sub>8</sub> " (1013)	2	3260	PSSTWL661212	MM Mod2		
			2	3377	PSSTWL666612			
			2	3982	PSSTWL66121212			

Build your complete Part Number here: \_\_\_\_\_

Sample Part Number:

PSSTWR661212	.B	.J	.R
_____	—	—	—

Total Cost \$3260 =

\$3260	N/C	+	N/C	+	N/C
--------	-----	---	-----	---	-----



### Pack Mobile Wardrobe Tower

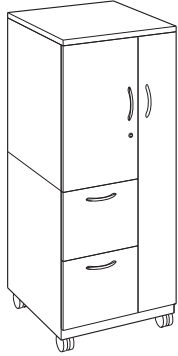
The Pack Mobile Wardrobe Tower provides coat, drawer, and cupboard storage in a single mobile cabinet. The Tower is constructed of painted metal, has four casters, and is available in a Right-Hand version (wardrobe on the right side) or a Left-Hand version (wardrobe on the left side). Black standard casters included, two (2) locking and two (2) non-locking. Towers are available with five pull options, including four applied pulls and a bevel pull extending the length of the door or drawer.

The cupboard unit includes adjustable painted metal shelves. Pedestal drawers have painted metal drawer fronts and full extension ball-bearing slides. The drawers and doors have one common lock.

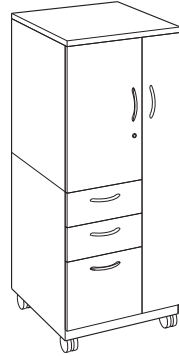
Available accessories include Pack Pedestal Divider/Conversion Kit(PCD), Pack Pencil Tray (HPPT), Lateral File Dividers (LFDE) and Shelf/File Dividers (SFDIV).

When the key-alike lock option "T" is chosen a "disposable" core is assembled in the filing unit to temporarily secure the drawers and doors for transit. The "disposable" cores must be field replaced with Pack Core/Key Sets in order for the Pack filing unit to lock. Core/Key Sets (PLCAK) must be ordered separately or by using the keying order form.

### Pack Mobile Wardrobe Tower – Right-Hand




PSMSTWR561212



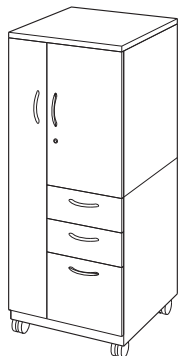
PSMSTWR566612

Depth	Dimensions Width	Height	No. of Shelves	List Price	Catalog Number	Pull Style	Casters	Trim Color	Lock
23 <sup>1</sup> / <sub>2</sub> " (597)	23 <sup>1</sup> / <sub>2</sub> " (597)	43 <sup>1</sup> / <sub>4</sub> " (1099)	1	\$3585	PSMSTWR441212	No Cost	No Cost	Standard Finishes	R
		54 <sup>3</sup> / <sub>4</sub> " (1391)	1	3631	PSMSTWR561212	Bevel	BL	No Cost	No Cost
		54 <sup>3</sup> / <sub>4</sub> " (1391)	1	3725	PSMSTWR566612	B	Black	No Cost	Random
						Applied		Premium Finishes + \$157	*T Deduct \$-16
						L		See Surface Materials Page 6	Key-Alike
						Classic			*Note: Be sure to order Core/Key Sets (PLCAK) separately (1 per unit)
						E			
						Stream-line			
						AZ			
						Designer			
						MM			
						Mod2			

### Pack Mobile Wardrobe Tower – Left-Hand



PSMSTWL561212



PSMSTWL566612

Depth	Dimensions Width	Height	No. of Shelves	List Price	Catalog Number
23 <sup>1</sup> / <sub>2</sub> " (597)	23 <sup>1</sup> / <sub>2</sub> " (597)	43 <sup>1</sup> / <sub>4</sub> " (1099)	1	\$3585	PSMSTWL441212
		54 <sup>3</sup> / <sub>4</sub> " (1391)	1	3631	PSMSTWL561212
		54 <sup>3</sup> / <sub>4</sub> " (1391)	1	3725	PSMSTWL566612

Build your complete Part Number here:

---	-	-	-	-
-----	---	---	---	---

Sample Part Number:

PSMSTWR561212	.B	.BL	.J	.R
-----	-	--	-	-

Total Cost \$3631 =


\$3631	+	N/C	+	N/C	+	N/C	+	N/C
--------	---	-----	---	-----	---	-----	---	-----

## PACK SINGLE TOWERS

The Pack Single Tower includes a cupboard and pedestal drawers. The tower is constructed of painted metal and has 7/8" adjustable leveling glides. It is available in right- and left-hand (hinge on right) (hinge on left) versions. Pedestal drawers have full-extension ball-bearing slides. The tower is available with five pull options, including four applied pulls and a bevel pull extending the length of the door or drawers. Drawers and doors have one common lock. Cupboard shelves adjust in 1-1/2" increments.

Available accessories include Lateral File Dividers (LFDE), Shelf/File Dividers (SFDIV) and Label Holders (ZLHA).


When the key-alike lock option "T" is chosen a "disposable" core is assembled in the filing unit to temporarily secure the drawers and doors for transit. The "disposable" cores must be field replaced with Pack Core/Key Sets in order for the Pack filing unit to lock. Core/Key Sets (PLCAK) must be ordered separately or by using the keying order form.



PSTR666612

### Pack Single Tower, Right Hand

Depth	Dimensions Width	Height	No. of Shelves	List Price	Catalog Number	Pull Style	Trim Color	Lock
23 1/2" (597)	15 1/4" (387)	51 3/8" (1305)	1	\$2252	PSTR521212	No Cost Bevel B  Applied L Classic  E Streamline  AZ Designer  MM Mod2	Standard Finishes No Cost  Premium Finishes + \$157  See Surface Materials Page 6	R No Cost Random  *T Deduct \$-16 Key-Alike  *Note: Be sure to order Core/ Key Sets (PLCAK) sep- arately (1 per unit)
		51 3/8" (1305)	1	2475	PSTR526612			
		65 7/8" (1673)	2	2372	PSTR661212			
		65 7/8" (1673)	2	2595	PSTR666612			



PSTL666612

### Pack Single Tower, Left Hand

Depth	Dimensions Width	Height	No. of Shelves	List Price	Catalog Number	Pull Style	Trim Color	Lock
23 1/2" (597)	15 1/4" (387)	51 3/8" (1305)	1	\$2252	PSTL521212	No Cost Bevel B  Applied L Classic  E Streamline  AZ Designer  MM Mod2	Standard Finishes No Cost  Premium Finishes + \$157  See Surface Materials Page 6	R No Cost Random  *T Deduct \$-16 Key-Alike  *Note: Be sure to order Core/ Key Sets (PLCAK) sep- arately (1 per unit)
		51 3/8" (1305)	1	2475	PSTL526612			
		65 7/8" (1673)	2	2372	PSTL661212			
		65 7/8" (1673)	2	2595	PSTL666612			

Build your complete Part Number here:

----- - - -

Sample Part Number:

PSTR521212	.L	.K	.R
------------	----	----	----

Total Cost \$2252 =


\$2252	+	N/C	+	N/C	+	N/C
--------	---	-----	---	-----	---	-----

**Pack Pedestal Tower with Bookcase**  
 The Pack Pedestal Tower with Bookcase combines the functionality of a pedestal with the added storage of a bookcase. The Tower is available in Right- and Left-Hand versions. The Right-Hand version is intended for placement on the right-hand of a workstation with the bookcase facing inward. The Left-Hand version is intended for placement on the left-hand of a workstation with the bookcase facing inward. The Tower is constructed of painted metal and has 1-5/8" adjustable leveling glides. The bookcase unit includes adjustable shelves that can


accommodate two rows of binder storage plus additional storage in the 65-7/8" high towers. The pedestal includes lockable drawers with painted metal drawer fronts. Drawers have full extension ball-bearing slides. Drawers are available with five pull options, including four applied pulls and a bevel pull extending the length of the drawer.

Available accessories include Pack Pedestal Divider/Conversion Kit(PCD), Pack Pencil Tray (HPPT), Lateral File Dividers (LFDE) and Shelf/File Dividers (SFDIV).

When the key-alike lock option "T" is chosen a "disposable" core is assembled in the filing unit to temporarily secure the drawers and doors for transit. The "disposable" cores must be field replaced with Pack Core/Key Sets in order for the Pack filing unit to lock. Core/Key Sets (PLCAK) must be ordered separately or by using the keying order form.



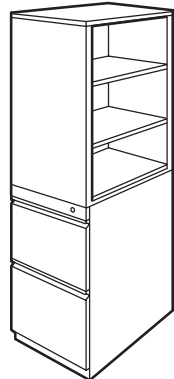
PSTBR661212



PSTBR526612

### Pack Pedestal Tower with Bookcase – Right-Hand

Depth	Dimensions Width	Height	No. of Shelves	List Price	Catalog Number	Pull Style	Trim Color	Lock
23 <sup>1</sup> / <sub>2</sub> " (597)	15 <sup>1</sup> / <sub>4</sub> " (387)	51 <sup>3</sup> / <sub>8</sub> " (1305)	1 1	\$1972 2028	PSTBR521212 PSTBR526612	No Cost Bevel B	Standard Finishes No Cost	R No Cost Random
23 <sup>1</sup> / <sub>2</sub> " (597)	15 <sup>1</sup> / <sub>4</sub> " (387)	65 <sup>7</sup> / <sub>8</sub> " (1673)	2 2	\$2065 2140	PSTBR661212 PSTBR666612	Applied L Classic  E Streamline  AZ Designer  MM Mod2	Premium Finishes + \$157  See Surface Materials Page 6	*T Deduct \$-16 Key-Alike  *Note: Be sure to order Core/ Key Sets (PLCAK) sep- arately (1 per unit)



PSTBL661212



PSTBL526612

### Pack Pedestal Tower with Bookcase – Left-Hand

Depth	Dimensions Width	Height	No. of Shelves	List Price	Catalog Number
23 <sup>1</sup> / <sub>2</sub> " (597)	15 <sup>1</sup> / <sub>4</sub> " (387)	51 <sup>3</sup> / <sub>8</sub> " (1305)	1 1	\$1972 2028	PSTBL521212 PSTBL526612
23 <sup>1</sup> / <sub>2</sub> " (597)	15 <sup>1</sup> / <sub>4</sub> " (387)	65 <sup>7</sup> / <sub>8</sub> " (1673)	2 2	\$2065 2140	PSTBL661212 PSTBL666612

Build your complete  
Part Number here:

-----	-	-	-
-------	---	---	---

Sample  
Part Number:

PSTBR666612	.B	.J	.R
-----	-	-	-

Total Cost \$2140 =

\$2140	+	N/C	+	N/C	+	N/C
--------	---	-----	---	-----	---	-----

## Pack Bookcase Wardrobe

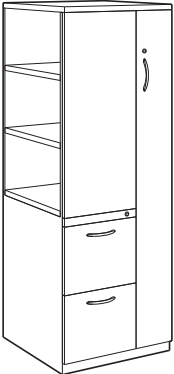
The Pack Bookcase Wardrobe Tower & Filing Tower combines the functionality of a pedestal with the added storage of a bookcase and wardrobe. The tower is available in right- and left-hand versions. The right-hand version is intended for placement on the right-hand of a workstation with the bookcase facing inward. The left-hand version is intended for placement on the left-hand of a workstation with the bookcase facing inward. The Tower is constructed of painted metal and has 1-5/8" adjustable leveling glides. The bookcase unit

includes two adjustable shelves that accommodate two rows of binder storage plus additional storage in the 65-7/8" high towers. The pedestal includes lockable drawers with painted metal drawer fronts. Drawers have full-extension ball-bearing slides. The wardrobe includes a two-pronged coat hook. Drawers and wardrobe are available with five pull options, including four applied pulls and a bevel pull extending the length of the drawer or wardrobe.

Available accessories include Pack Pedestal Divider/Conversion Kit (PCD),

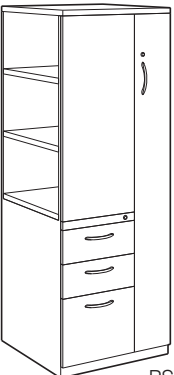
Pack Pencil Tray (HPPT), Lateral File Dividers (LFDE) and Shelf/File Dividers (SFDIV).

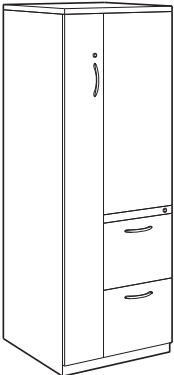
When the key-alike lock option "T" is chosen a "disposable" core is assembled in the filing unit to temporarily secure the drawers and doors for transit. The "disposable" cores must be field replaced with Pack Core/Key Sets in order for the Pack filing unit to lock. Core/Key Sets (PLCAK) must be ordered separately or by using the keying order form.



### Pack Bookcase Wardrobe Tower & Filing – Right-Hand


Depth	Dimensions		No. of Shelves	List Price	Catalog Number	Pull Style	Trim Color	Lock
	Width	Height						
23 1/2" (597)	23 1/2" (597)	49 3/4" (1264)	1	\$3338	PSTBWR501212 PSTBWR506612	No Cost Bevel B	Standard Finishes No Cost	R No Cost Random
		49 3/4" (1264)	1	3500				
		51 3/8" (1317)	1	3443	PSTBWR521212 PSTBWR526612	Applied L	Premium Finishes + \$157	*T Deduct \$-32 Key-Alike
		51 3/8" (1317)	1	3641				
		57 3/4" (1467)	2	3586	PSTBWR581212 PSTBWR586612	Classic	See Surface Materials Page 6	*Note: Be sure to order Core/Key Sets (PLCAK) separately (2 per unit)
		57 3/4" (1467)	2	3757				
		65 7/8" (1673)	2	3742	PSTBWR661212 PSTBWR666612	E Stream-line		
		65 7/8" (1673)	2	3912				
						AZ Designer		
						MM Mod2		





### Pack Bookcase Wardrobe Tower & Filing – Left-Hand

Depth	Dimensions		No. of Shelves	List Price	Catalog Number
	Width	Height			
23 1/2" (597)	23 1/2" (597)	49 3/4" (1264)	1	\$3338	PSTBWL501212 PSTBWL506612
		49 3/4" (1264)	1	3500	
		51 3/8" (1317)	1	3443	PSTBWL521212 PSTBWL526612
		51 3/8" (1317)	1	3641	
		57 3/4" (1467)	2	3586	PSTBWL581212 PSTBWL586612
		57 3/4" (1467)	2	3757	
		65 7/8" (1673)	2	3742	PSTBWL661212 PSTBWL666612
		65 7/8" (1673)	2	3912	



**Build your complete Part Number here:**

-----	-	-	-
-------	---	---	---

<b>Sample Part Number:</b>	PSTBWR661212	.B	.J	.R
	-----	-	-	-
<b>Total Cost \$3742 =</b>	\$3742	+	N/C	+
			N/C	+
				N/C

## Pack Single Lockers

Pack Single Lockers are available in heights to match the four and five-high Pack Lateral File and Double Door Cabinet. The units are constructed of powder-coated steel and have a locking door. Doors are 20 gauge steel. Units include a single fixed shelf, full width wardrobe bar and leveling glides. Single Lockers are available with five pull options, including four applied pulls and a bevel pull extending the length of the door.

Units are available in either a Right-Hand version with the door opening to the right side or a Left-Hand version with the door opening to the left side.

When the key-alike lock option "T" is chosen, a "disposable" core is assembled in the unit to temporarily secure the door for transit. The "disposable" cores must be field replaced with Pack Core/Key Sets in order for the unit to lock. Core/Key Sets (PLCAK) must be ordered separately using design software, online order entry or by the Pack Keying Order Form.



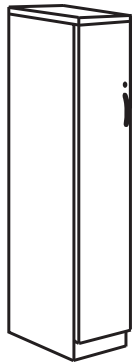
18" Wide Shown

### Pack Single Lockers – Right-Hand

Depth	Dimensions Width	Height	List Price	Catalog Number	Pull Style	Trim Color	Lock Option
18" (457)	12" (305)	51 3/8" (1305)	\$1900	PSLR521812	No Cost Bevel B	Standard Finishes No Cost	R No Cost Random
24" (610)		51 3/8" (1305)	1923	PSLR522412			
18" (457)	12" (305)	65 7/8" (1673)	2025	PSLR661812	Applied L Classic	Premium Finishes + \$151	*T Deduct \$-16 Key-Alike
24" (610)		65 7/8" (1673)	2135	PSLR662412			
18" (457)	18" (457)	51 3/8" (1305)	\$1962	PSLR521818	E Stream-line	AZ Designer	*Note: Be sure to order Core/Key Sets (PLCAK) separately (1 per unit)
24" (610)		51 3/8" (1305)	2102	PSLR522418			
18" (457)	18" (457)	65 7/8" (1673)	2290	PSLR661818	MM Mod2		
24" (610)		65 7/8" (1673)	2352	PSLR662418			

### Pack Single Lockers – Left-Hand

Depth	Dimensions Width	Height	List Price	Catalog Number
18" (457)	12" (305)	51 3/8" (1305)	\$1900	PSLL521812
24" (610)		51 3/8" (1305)	1923	PSLL522412
18" (457)	12" (305)	65 7/8" (1673)	2025	PSLL661812
24" (610)		65 7/8" (1673)	2135	PSLL662412
18" (457)	18" (457)	51 3/8" (1305)	\$1962	PSLL521818
24" (610)		51 3/8" (1305)	2102	PSLL522418
18" (457)	18" (457)	65 7/8" (1673)	2290	PSLL661818
24" (610)		65 7/8" (1673)	2352	PSLL662418



12" Wide Shown

Build your complete Part Number here:

-----	-	-	-
-------	---	---	---

Sample Part Number:

PSLR521812	.L	.K	.R
------------	----	----	----

Total Cost \$1900 =

\$1900	+	N/C	+	N/C	+	N/C
--------	---	-----	---	-----	---	-----

## Pack Double Lockers

Pack Double Lockers are constructed of powder-coated steel and have (2) locking doors. Units include leveling glides and a two-pronged coat hook in each locker. Double Lockers are available with five pull options, including four applied pulls and a bevel pull extending the length of the door. Shelves are 18 gauge steel and .75" thick.

Units are available in either a Right-Hand version with all the doors opening to the right side or a Left-Hand version

with all the doors opening to the left side.

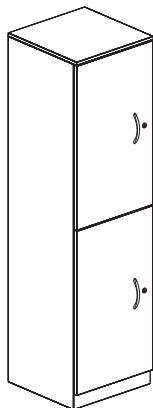
When the key-alike lock option "T" is chosen a "disposable" core is assembled in the unit to temporarily secure the door for transit. The "disposable" cores must be field replaced with Pack Core/Key Sets in order for the unit to lock. Core/Key Sets (PLCAK) must be ordered separately using design software, online order entry or by the Pack Keying Order Form.



12" Wide Shown

### Pack Double Lockers – Right-Hand

Depth	Dimensions Width	Height	List Price	Catalog Number	Pull Style	Trim Color	Lock Option	
18 <sup>1</sup> / <sub>4</sub> " (464)	12" (305)	65 <sup>7</sup> / <sub>8</sub> " (1673)	\$2196	<b>PDLR661812</b>	<b>No Cost Applied L</b> Classic  <b>E</b> Streamline  <b>AZ</b> Designer  <b>MM</b> Mod2	<b>Standard Finishes No Cost</b>  <b>Premium Finishes + \$151</b>	<b>R</b> No Cost Random  <b>*T</b> Deduct \$-32 Key-Alike  <b>*Note:</b> Be sure to order Core/Key Sets (PLCAK) separately (2 per unit)	
18 <sup>1</sup> / <sub>4</sub> " (464)	18" (457)	65 <sup>7</sup> / <sub>8</sub> " (1673)	2390	<b>PDLR661818</b>				
					<b>Build your complete Part Number here:</b>			
					----	-	-	-



18" Wide Shown

### Pack Double Lockers – Left-Hand

Depth	Dimensions Width	Height	List Price	Catalog Number
18 <sup>1</sup> / <sub>4</sub> " (464)	12" (305)	65 <sup>7</sup> / <sub>8</sub> " (1673)	\$2196	<b>PDLL661812</b>
18 <sup>1</sup> / <sub>4</sub> " (464)	18" (457)	65 <sup>7</sup> / <sub>8</sub> " (1673)	2390	<b>PDLL661818</b>

Sample Part Number:

<b>PDLR661812</b>	<b>.L</b>	<b>.K</b>	<b>.R</b>
-----	-	-	-

Total Cost \$2196 =

\$2196	+	N/C	+	N/C	+	N/C
--------	---	-----	---	-----	---	-----

### Pack Quad Lockers

Pack Quad Lockers are constructed of powder-coated steel and have (4) locking doors. Units include a two-pronged coat hook in each locker and leveling glides. The center partition is constructed of steel and 1.4" thick. Quad Lockers are available with five pull options, including four applied pulls and a bevel pull extending the length of the door.

Units are available in either a Right-Hand version with all the doors opening to the right side or a Left-Hand version with all the doors opening to the left side.

When the key-alike lock option "T" is chosen a "disposable" core is assembled in the unit to temporarily secure the door for transit. The "disposable" cores must be field replaced with Pack Core/Key Sets in order for the unit to lock. Core/Key Sets (PLCAK) must be ordered separately using design software, online order entry or by the Pack Keying Order Form.

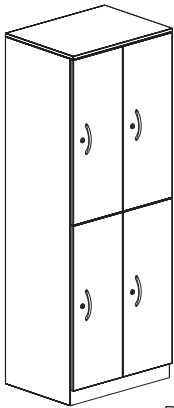
### Pack Cubby Lockers

Pack Cubby Lockers are constructed of powder-coated steel and include (4) or (8) locking doors and leveling glides. The center partition is constructed of steel and 1.4" thick. Lockers are available with

five pull options, including four applied pulls and a bevel pull extending the length of the door.

Units are available in either a Right-Hand version with all the doors opening to the right side or a Left-Hand version with all the doors opening to the left side.

When the key-alike lock option "T" is chosen a "disposable" core is assembled in the unit to temporarily secure the door for transit. The "disposable" cores must be field replaced with Pack Core/Key Sets in order for the unit to lock. Core/Key Sets (PLCAK) must be ordered separately using design software, online order entry or by the Pack Keying Order Form.



Right Hand Shown

### Pack Quad Lockers – Right-Hand

Depth	Dimensions Width	Height	List Price	Catalog Number	Pull Style	Trim Color	Lock Option
18 1/4" (464)	23 1/2" (597)	65 7/8" (1673)	\$3506	PQLR661824	No Cost Bevel B Applied L Classic	Standard Finishes No Cost Premium Finishes + \$151	R No Cost Random  *T Deduct \$-64 Key-Alike

### Pack Quad Lockers – Left-Hand


Depth	Dimensions Width	Height	List Price	Catalog Number	Pull Style	Trim Color	Lock Option
18 1/4" (464)	23 1/2" (597)	65 7/8" (1673)	\$3506	PQLL661824	E Stream-line AZ Designer MM Mod2		*Note: Be sure to order Core/Key Sets (PLCAK) separately (2 per unit)

### Pack Cubby Lockers – Right-Hand

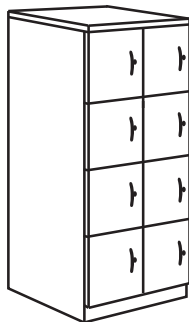
Depth	Dimensions Width	Height	List Price	Catalog Number	Lock Option
18 1/4" (464)	23 1/2" (597)	34 3/4" (883)	\$2625	PCBLR351824	R No Cost Random  *T Deduct (4 Locks) \$-64 (8 Locks) \$-128
18 1/4" (464)	23 1/2" (597)	65 7/8" (1673)	\$4503	PCBLR661824	

### Pack Cubby Lockers – Left-Hand

Depth	Dimensions Width	Height	List Price	Catalog Number	Lock Option
18 1/4" (464)	23 1/2" (597)	34 3/4" (883)	\$2625	PCBLL351824	*Note: Be sure to order Core/Key Sets (PLCAK) separately (2 per unit)
18 1/4" (464)	23 1/2" (597)	65 7/8" (1673)	\$4503	PCBLL661824	



34 3/4" High



65 7/8" High

Left Hand Shown

Build your complete Part Number here: \_\_\_\_\_

Sample Part Number:

PQLR661824	.L	.K	.R
------------	----	----	----

Total Cost \$3506 =

\$3506	+	N/C	+	N/C	+	N/C
--------	---	-----	---	-----	---	-----

## PACK LATERAL FILES

The Pack Lateral Files are available with or without pre-installed counterbalance weights. Lateral Files are constructed of metal and include full-extension ball-bearing slides and 1-1/4" leveling glides. Drawer fronts are painted metal and are available with five pull options, including four applied pulls and a bevel pull extending the length of the drawer.

The Pack Two-High Lateral Work Surface Supporting is designed to be used under a work surface and does not have a top. A

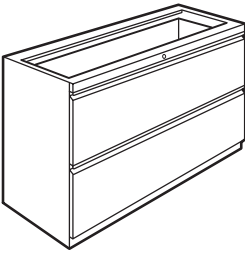
top is available separately (PSLATTOP) to change the unit from work surface supporting to freestanding.

Lateral Files come standard with locks which secure the drawer front on both sides for added security. Drawers accommodate side-to-side letter, A4, legal, EDP filing, and include a safety interlock mechanism that allows only one drawer to open at a time.

Accessories include the Pack Freestanding Traverse Kit (FSTK), Lateral File Dividers (LFDE), Pack Lateral File Tops (LFT) and Pack Lateral File Counterbalance Weights (CBWL).

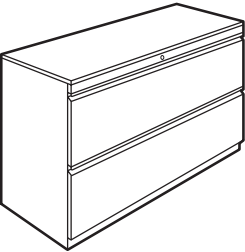
Note: Lateral File Counterbalance Weights are required for individual lateral files that are not ganged back-to-back.

When the key-alike lock option "T" is chosen a "disposable" core is assembled in the filing unit to temporarily secure the drawers and doors for transit. The "disposable" cores must be field replaced with Pack Core/Key Sets in order for the Pack filing unit to lock. Core/Key Sets (PLCAK) must be ordered separately or by using the keying order form.



### Pack Two-High Lateral Files – Work Surface Supporting

Depth	Dimensions Width	Height	List Price	Catalog Number	Pull Style	Trim Color	Lock
18 1/4" (464)	30" (762)	27 3/4" (705)	\$1350	PSLATWS230 PSLATWS236 PSLATWS242	No Cost Bevel B	Standard Finishes No Cost	R No Cost Random
	36" (914)		1442				
	42" (1067)		1546				



### Pack Two-High Lateral Files

Depth	Dimensions Width	Height	List Price	Catalog Number	Pull Style	Trim Color	Lock
18 1/4" (464)	30" (762)	28 3/8" (721)	\$1433	PSLAT230 PSLAT236 PSLAT242	Applied L Classic	Premium Finishes + \$87 2-High	*T Deduct \$-16 Key-Alike
	36" (914)		1581				
	42" (1067)		1742				
<b>With Pre-Installed Counterbalance Weight</b>							
18 1/4" (464)	30" (762)	28 3/8" (721)	\$1788	PSLAT230W PSLAT236W PSLAT242W	E Streamline	+ \$157 3 and 4-High	*Note: Be sure to order Core/ Key Sets (PLCAK) separately (1 per unit)
	36" (914)		1935				
	42" (1067)		2095				

Build your complete Part Number here:

PSLAT236	.L	.K	.R
_____	__	__	__

Sample Part Number:

Total Cost \$1581 =

\$1581	+	N/C	+	N/C	+	N/C
--------	---	-----	---	-----	---	-----




### Pack Lateral Files continued

### Pack Five-High Lateral Files


The Pack Five-High Lateral File has four lateral drawers and an overhead storage unit with a stationary shelf and a door that stores over the top.

When the key-alike lock option "T" is chosen a "disposable" core is assembled in the filing unit to temporarily secure the drawers and doors for transit. The "disposable" cores must be field replaced with Pack Core/Key Sets in order for the Pack filing unit to lock. Core/Key Sets (PLCAK) must be ordered separately or by using the keying order form.




### Pack Three-High Lateral Files

Depth	Dimensions Width	Height	List Price	Catalog Number	Pull Style	Trim Color	Lock
18 <sup>1</sup> / <sub>4</sub> " (464)	30" (762)	39 <sup>7</sup> / <sub>8</sub> " (1013)	\$1852	PSLAT330 PSLAT336 PSLAT342	No Cost Bevel B	Standard Finishes No Cost	R No Cost Random
	36" (914)		1980				
	42" (1067)		2180				
<b>With Pre-Installed Counterbalance Weight</b>							
18 <sup>1</sup> / <sub>4</sub> " (464)	30" (762)	39 <sup>7</sup> / <sub>8</sub> " (1013)	\$2205	PSLAT330W PSLAT336W PSLAT342W	Applied L Classic	Premium Finishes + \$87 2-High	*T Deduct \$-16 Key-Alike
	36" (914)		2332				
	42" (1067)		2533				



### Pack Four-High Lateral Files

Depth	Dimensions Width	Height	List Price	Catalog Number	Pull Style	Trim Color	Lock
18 <sup>1</sup> / <sub>4</sub> " (464)	30" (762)	51 <sup>3</sup> / <sub>8</sub> " (1305)	\$2347	PSLAT430 PSLAT436 PSLAT442	E Streamline	+ \$157 3 and 4-High	*Note: Be sure to order Core/ Key Sets (PLCAK) separately (1 per unit)
	36" (914)		2503				
	42" (1067)		2718				
<b>With Pre-Installed Counterbalance Weight</b>							
18 <sup>1</sup> / <sub>4</sub> " (464)	30" (762)	51 <sup>3</sup> / <sub>8</sub> " (1305)	\$2625	PSLAT430W PSLAT436W PSLAT442W	AZ Designer	See Surface Materials Page 6	
	36" (914)		2855				
	42" (1067)		3073				



### Pack Five-High Lateral Files

Depth	Dimensions Width	Height	List Price	Catalog Number	Pull Style	Trim Color	Lock
18 <sup>1</sup> / <sub>4</sub> " (464)	30" (762)	65 <sup>7</sup> / <sub>8</sub> " (1673)	\$2841	PSLAT530 PSLAT536 PSLAT542	MM Mod2		
	36" (914)		3028				
	42" (1067)		3305				
<b>With Pre-Installed Counterbalance Weight</b>							
18 <sup>1</sup> / <sub>4</sub> " (464)	30" (762)	65 <sup>7</sup> / <sub>8</sub> " (1673)	\$3120	PSLAT530W PSLAT536W PSLAT542W			
	36" (914)		3305				
	42" (1067)		3585				

Build your complete Part Number here:

_____	_____	_____	_____
-------	-------	-------	-------

Sample Part Number:

PSLAT336	.L	.K	.R
----------	----	----	----

Total Cost \$1980 =

\$1980	+ N/C	+ N/C	+ N/C
--------	-------	-------	-------

## Pack Six-High Lateral Files

The Pack Six-High Lateral File has five lateral drawers and an over the top storing door with roll-out shelf.


## Pack Five-Drawer Lateral Files

The Pack Five-Drawer model has four lateral drawers and an over the top storing door with roll-out shelf.

Accessories include the Pack Freestanding Traverse Kit (FSTK), Lateral File Dividers (LFDE), Pack Lateral File Tops (LFT) and Pack Lateral File Counterbalance Weights (CBWL).

Note: Lateral File Counterbalance Weights are required for individual lateral files that are not ganged back-to-back.


When the key-alike lock option "T" is chosen a "disposable" core is assembled in the filing unit to temporarily secure the drawers and doors for transit. The "disposable" cores must be field replaced with Pack Core/Key Sets in order for the Pack filing unit to lock. Core/Key Sets (PLCAK) must be ordered separately or by using the keying order form.



PSLAT630

### Pack Six-High Lateral Files

Depth	Dimensions Width      Height	List Price	Catalog Number	Pull Style	Trim Color	Lock
18 1/4" (464)	30" (762)	77 3/8" (1965)	PSLAT630	No Cost Bevel B	Standard Finishes No Cost	R No Cost Random
	36" (914)		PSLAT636			
	42" (1067)		PSLAT642			
<b>With Pre-Installed Counterbalance Weight</b>						
18 1/4" (464)	30" (762)	77 3/8" (1965)	PSLAT630W	Applied L Classic	Premium Finishes + \$157	*T Deduct \$-16 Key-Alike
	36" (914)		PSLAT636W			
	42" (1067)		PSLAT642W			
<b>With Pre-Installed Counterbalance Weight</b>						
18 1/4" (464)	30" (762)	77 3/8" (1965)	PSLAT630W	E Streamline	See Surface Materials Page 6	*Note: Be sure to order Core/ Key Sets (PLCAK) separately (1 per unit)
	36" (914)		PSLAT636W			
	42" (1067)		PSLAT642W			
<b>With Pre-Installed Counterbalance Weight</b>						
AZ Designer						
MM Mod2						



### Pack Five-Drawer Lateral Files

Depth	Dimensions Width      Height	List Price	Catalog Number
18 1/4" (464)	30" (762)	65 7/8" (1673)	PSLATD530
	36" (914)		PSLATD536
	42" (1067)		PSLATD542
<b>With Pre-Installed Counterbalance Weight</b>			
18 1/4" (464)	30" (762)	65 7/8" (1673)	PSLATD530W
	36" (914)		PSLATD536W
	42" (1067)		PSLATD542W

Build your complete Part Number here:

----- - - -

Sample Part Number:

PSLATD542 .B .K .R

Total Cost \$3427 =

\$3427 + N/C + N/C + N/C

### Pack Lateral File w/Open Shelves

The Pack Lateral Files w/Open Shelves are available with or without pre-installed counterbalance weights. Lateral Files are constructed of metal and include full-extension ball-bearing slides and leveling glides. Drawer fronts are painted metal and are available with five pull options, including four applied pulls and a bevel pull extending the length of the drawer.

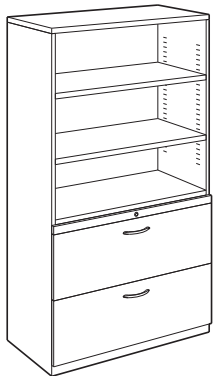
Laterals with 2 open shelves accommodate binder storage on 1 shelf. Units with 3 open shelves accommodate binder storage on two shelves.

Lateral Files include locks. Drawers accommodate side-to-side letter, A4, legal, EDP filing, and include a safety interlock mechanism that allows only one drawer to open at a time.

Accessories include the Pack Freestanding Traverse Kit (FSTK), Lateral File Dividers (LFDE), Pack Lateral File Tops (LFT) and Pack Lateral File Counterbalance Weights (CBWL).

Note: Lateral File Counterbalance Weights are required for individual lateral files that are not ganged back-to-back.


When the key-alike lock option "T" is chosen a "disposable" core is assembled in the filing unit to temporarily secure the drawers and doors for transit. The "disposable" cores must be field replaced with Pack Core/Key Sets in order for the Pack filing unit to lock. Core/Key Sets (PLCAK) must be ordered separately or by using the keying order form.



PSLATS2330

### Pack Two-High Lateral File w/Open Shelves

Depth	Dimensions		No. of Shelves	List Price	Catalog Number	Pull Style	Trim Color	Lock
	Width	Height						
18 <sup>1</sup> / <sub>4</sub> " (464)	30" (762)	51 <sup>3</sup> / <sub>8</sub> " (1305)	2	\$ 2872	PSLATS2230	No Cost Bevel B	Standard Finishes No Cost	R No Cost Random
	36" (914)		2	3153	PSLATS2236			
	42" (1067)		2	3473	PSLATS2242			
	30" (762)	65 <sup>7</sup> / <sub>8</sub> " (1673)	3	3301	PSLATS2330	Applied L Classic	Premium Finishes + \$157	*T Deduct \$-16 Key-Alike
	36" (914)		3	3707	PSLATS2336			
	42" (1067)		3	4125	PSLATS2342			
<b>With Pre-Installed Counterbalance Weight</b>								
18 <sup>1</sup> / <sub>4</sub> " (464)	30" (762)	51 <sup>3</sup> / <sub>8</sub> " (1305)	2	\$ 3236	PSLATS2230W	E Streamline	See Surface Materials Page 6	*Note: Be sure to order Core/Key Sets (PLCAK) separately (1 per unit)
	36" (914)		2	3517	PSLATS2236W			
	42" (1067)		2	3841	PSLATS2242W			
	30" (762)	65 <sup>7</sup> / <sub>8</sub> " (1673)	3	3665	PSLATS2330W	AZ Designer		
	36" (914)		3	4076	PSLATS2336W			
	42" (1067)		3	4487	PSLATS2342W			
<b>MM Mod2</b>								



PSLATS3336

### Pack Three-High Lateral File w/Open Shelves

Depth	Dimensions		No. of Shelves	List Price	Catalog Number
	Width	Height			
18 <sup>1</sup> / <sub>4</sub> " (464)	30" (762)	65 <sup>7</sup> / <sub>8</sub> " (1673)	2	\$ 3471	PSLATS3230
	36" (914)		2	3891	PSLATS3236
	42" (1067)		2	4368	PSLATS3242
	30" (762)	77 <sup>3</sup> / <sub>8</sub> " (1965)	3	4006	PSLATS3330
	36" (914)		3	4492	PSLATS3336
	42" (1067)		3	5043	PSLATS3342
<b>With Pre-Installed Counterbalance Weight</b>					
18 <sup>1</sup> / <sub>4</sub> " (464)	30" (762)	65 <sup>7</sup> / <sub>8</sub> " (1673)	2	\$ 3838	PSLATS3230W
	36" (914)		2	4256	PSLATS3236W
	42" (1067)		2	4735	PSLATS3242W
	30" (762)	77 <sup>3</sup> / <sub>8</sub> " (1965)	3	4370	PSLATS3330W
	36" (914)		3	4857	PSLATS3336W
	42" (1067)		3	5407	PSLATS3342W

Build your complete Part Number here:


-----	-	-	-
-------	---	---	---

Sample Part Number:

PSLATS3236	.L	.K	.R
-----	-	-	-

Total Cost \$3891 =

\$3891	+	N/C	+	N/C	+	N/C
--------	---	-----	---	-----	---	-----



PSLATS4230

**Pack Four-High Lateral File w/Open Shelves**

Depth	Dimensions Width	Height	No. of Shelves	List Price	Catalog Number	Pull Style	Trim Color	Lock
18 1/4" (464)	30" (762)	77 3/8" (1965)	2	\$4175	PSLATS4230	No Cost Bevel B	Standard Finishes No Cost	R No Cost Random
	36" (914)		2	4678	PSLATS4236			
	42" (1067)		2	5245	PSLATS4242			
<b>With Pre-Installed Counterbalance Weight</b>								
18 1/4" (464)	30" (762)	77 3/8" (1965)	2	\$4466	PSLATS4230W	Applied L Classic	Premium Finishes + \$157	*T Deduct - \$-16 Key-Alike
	36" (914)		2	4966	PSLATS4236W			
	42" (1067)		2	5531	PSLATS4242W			
						E Streamline	See Surface Materials Page 6	*Note: Be sure to order Core/ Key Sets (PLCAK) sep- arately (1 per unit)
						AZ Designer		
						MM Mod2		

Build your complete Part Number here:

_____	_____	_____	_____
-------	-------	-------	-------

Sample Part Number:

PSLATS4236	.L	.K	.R
_____	_____	_____	_____

Total Cost \$4678 =

\$4678	+	N/C	+	N/C	+	N/C
--------	---	-----	---	-----	---	-----

### Pack Lateral File w/Storage Cabinets

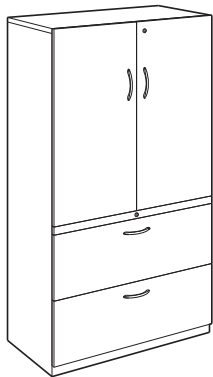
The Pack Lateral Files with storage shelves are available with or without pre-installed counterbalance weights. Lateral Files are constructed of metal and include full-extension ball-bearing slides and 1-1/4" leveling glides. Drawer fronts are painted metal and are available with five pull options, including four applied pulls and a bevel pull extending the length of the drawer. Lateral Files include locks. Drawers accommodate side-to-side letter, A4, legal, EDP filing, and include a safety interlock mechanism that allows only one drawer to open at a time.

Laterals with 2 shelves accommodate binder storage on 1 shelf. Units with 3 shelves accommodate binder storage on two shelves.

Accessories include the Pack Freestanding Traverse Kit (FSTK), Lateral File Dividers (LFDE), Pack Lateral File Tops (LFT) and Pack Lateral File Counterbalance Weights (CBWL).

Note: Lateral File Counterbalance Weights are required for individual lateral files that are not ganged back-to-back.

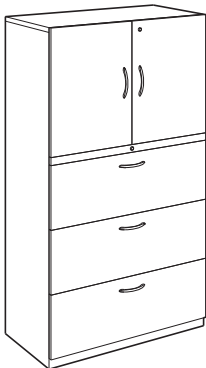
When the key-alike lock option "T" is chosen a "disposable" core is assembled in the filing unit to temporarily secure the drawers and doors for transit. The "disposable" cores must be field replaced with Pack Core/Key Sets in order for the Pack filing unit to lock. Core/Key Sets (PLCAK) must be ordered separately or by using the keying order form.



PSLATSC2336

### Pack Two-High Lateral File w/Storage Cabinet

Depth	Dimensions Width	Height	No. of Shelves	List Price	Catalog Number	Pull Style	Trim Color	Lock
18 1/4" (464)	30" (762)	51 3/8" (1305)	2	\$3067	PSLATSC2230	No Cost Bevel B	Standard Finishes No Cost	R No Cost Random
	36" (914)		2	3650	PSLATSC2236			
	42" (1067)		2	3971	PSLATSC2242			
	30" (762)	65 7/8" (1965)	3	3666	PSLATSC2330	Applied L Classic	Premium Finishes + \$157	*T Deduct - \$-32 Key-Alike
	36" (914)		3	4078	PSLATSC2336			
	42" (1067)		3	4492	PSLATSC2342			
<b>With Pre-Installed Counterbalance Weight</b>								
18 1/4" (464)	30" (762)	51 3/8" (1673)	2	\$3432	PSLATSC2230W	E Streamline	See Surface Materials Page 6	*Note: Be sure to order Core/Key Sets (PLCAK) separately (2 per unit)
	36" (914)		2	4016	PSLATSC2236W			
	42" (1067)		2	4333	PSLATSC2242W			
	30" (762)	65 7/8" (1965)	3	4028	PSLATSC2330W	AZ Designer		
	36" (914)		3	4440	PSLATSC2336W			
	42" (1067)		3	4857	PSLATSC2342W			
<b>MM Mod2</b>								



PSLATSC3236

### Pack Three-High Lateral File w/Storage Cabinet

Depth	Dimensions Width	Height	No. of Shelves	List Price	Catalog Number
18 1/4" (464)	30" (762)	65 7/8" (1673)	2	\$3776	PSLATSC3230
	36" (914)		2	4197	PSLATSC3236
	42" (1067)		2	4676	PSLATSC3242
	30" (762)	77 3/8" (1965)	3	4371	PSLATSC3330
	36" (914)		3	4861	PSLATSC3336
	42" (1067)		3	5413	PSLATSC3342
<b>With Pre-Installed Counterbalance Weight</b>					
18 1/4" (464)	30" (762)	65 7/8" (1673)	2	\$4141	PSLATSC3230W
	36" (914)		2	4560	PSLATSC3236W
	42" (1067)		2	5041	PSLATSC3242W
	30" (762)	77 3/8" (1965)	3	4738	PSLATSC3330W
	36" (914)		3	5225	PSLATSC3336W
	42" (1067)		3	5776	PSLATSC3342W

Build your complete Part Number here:


----- - - -

Sample Part Number:

PSLATSC2336 .L .K .R

Total Cost \$4078 =

\$4078 + N/C + N/C + N/C



PSLATSC4230

### Pack Four-High Lateral File w/Storage Cabinet

Depth	Dimensions Width	Height	No. of Shelves	List Price	Catalog Number	Pull Style	Trim Color	Lock
18 <sup>1</sup> / <sub>4</sub> " (464)	30" (762)	77 <sup>3</sup> / <sub>8</sub> " (1965)	2	\$4481	PSLATSC4230	No Cost Bevel B	Standard Finishes No Cost	R No Cost Random
	36" (914)		2	4985	PSLATSC4236			
	42" (1067)		2	5552	PSLATSC4242			
<b>With Pre-Installed Counterbalance Weight</b>								
18 <sup>1</sup> / <sub>4</sub> " (464)	30" (762)	77 <sup>3</sup> / <sub>8</sub> " (1965)	2	\$4771	PSLATSC4230W	Applied L Classic	Premium Finishes + \$157	*T Deduct - \$32 Key-Alike
	36" (914)		2	5270	PSLATSC4236W	E Streamline  AZ Designer  MM Mod2	See Surface Materials Page 6	*Note: Be sure to order Core/ Key Sets (PLCAK) sep- arately (2 per unit)
	42" (1067)		2	5837	PSLATSC4242W			

Build your complete  
Part Number here:

_____	_____	_____	_____
-------	-------	-------	-------

Sample  
Part Number:

PSLATSC4236	.L	.K	.R
_____	_____	_____	_____

Total Cost \$4985 =

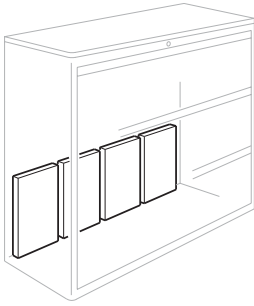
\$4985	+	N/C	+	N/C	+	N/C
--------	---	-----	---	-----	---	-----

### Pack Lateral File Counterbalance Weights

The Pack Lateral File Counterbalance Weight provides additional stability and must be used for individual lateral files that are not anchored or ganged back-to-back. All hardware is included for field installation.

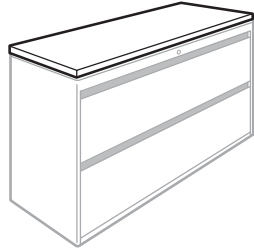
### Pack Two-High Painted Metal Lateral File Top

The Pack Two-High Painted Metal Lateral Top is used to convert a Two-High Lateral – Work Surface Supporting, to a freestanding lateral. Top is a nominal 5/8" (16) thick.



#### Pack Lateral File Counterbalance Weights

Description	Pieces	List Price	Catalog Number
For Two- and Three-High Units	4	\$352	PSLAT23CW
For Four- and Five-High Units including Five-Drawer	3	277	PSLAT45CW



#### Pack Two-High Painted Metal Lateral File Top

Nominal Depth	Dimensions		List Price	Catalog Number	Trim Color
	Nominal Width				
18 1/4" (464)	30" (762)		\$315	PSLATTOP30	Standard Finishes No Cost  Premium Finishes + \$27  See Surface Materials Page 6
	36" (914)		336	PSLATTOP36	
	42" (1067)		352	PSLATTOP42	
Build your complete Part Number here:				-----	-

Sample Part Number:

PSLATTOP42

.J

Total Cost \$352 =

\$352



N/C

## Pack Lateral File Tops

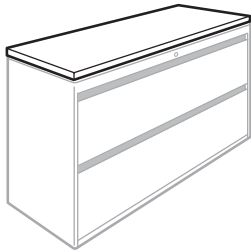
Pack Lateral File Tops are sized to be used with Pack Two-Drawer, Three-Drawer, Four-Drawer and Five-Drawer Lateral Files. They are available for use with a single lateral file or combination of two or four lateral files. Lateral File Tops have a high-pressure laminate or Thermofused laminate surface with vinyl edge. Tops are nominal 1<sup>1</sup>/<sub>4</sub>" (32) thick on high-pressure laminate and nominal 1" (25) thick on Thermofused laminate. Thermofused laminate is only available with matching edge color.

Note: 18<sup>1</sup>/<sub>4</sub>" (464)-deep Lateral File Tops are sized to fit between Return Panels and can also be used in freestanding applications. 36<sup>1</sup>/<sub>2</sub>" (927)-deep Lateral File Tops are sized for freestanding applications only.

For non-standard sizes, contact Trendway Custom Solutions 1-800-893-8117.

See Lateral File Top Specification Guide in the Planning section.

Note: Lateral File Tops cannot be used in place of counterbalance weights, ganging or anchoring.



### Pack Lateral File Tops – High-Pressure Laminate

Nominal Depth	Dimensions			List Price			Catalog Number	Laminate Color	Edge Color
	Nominal Width	Actual Depth	Actual Width	Laminate Grade 1	Grade 2	Grade 3			
18 <sup>1</sup> / <sub>4</sub> " (464)	30" (762)	18 <sup>1</sup> / <sub>2</sub> " (470)	29 <sup>15</sup> / <sub>16</sub> " (760)	\$321	\$334	\$383	PLFT1830E	See Surface Materials Page 7	See Surface Materials Page 6
	36" (914)		35 <sup>15</sup> / <sub>16</sub> " (913)	351	370	444	PLFT1836E		
	42" (1067)		41 <sup>15</sup> / <sub>16</sub> " (1065)	388	407	481	PLFT1842E		
	60" (1524)		59 <sup>15</sup> / <sub>16</sub> " (1522)	493	521	633	PLFT1860E		
	66" (1676)		65 <sup>15</sup> / <sub>16</sub> " (1675)	536	564	676	PLFT1866E		
	72" (1829)		71 <sup>15</sup> / <sub>16</sub> " (1827)	572	600	712	PLFT1872E		
	78" (1981)		77 <sup>15</sup> / <sub>16</sub> " (1980)	577	605	717	PLFT1878E		
	84" (2134)		83 <sup>15</sup> / <sub>16</sub> " (2132)	578	606	718	PLFT1884E		
36 <sup>1</sup> / <sub>2</sub> " (927)	30" (762)	36 <sup>3</sup> / <sub>4</sub> " (933)	30 <sup>3</sup> / <sub>16</sub> " (767)	\$466	\$494	\$606	PLFT3630E		
	36" (914)		36 <sup>3</sup> / <sub>16</sub> " (919)	527	563	704	PLFT3636E		
	42" (1067)		42 <sup>3</sup> / <sub>16</sub> " (1072)	591	649	880	PLFT3642E		
	60" (1524)		60 <sup>3</sup> / <sub>16</sub> " (1529)	673	718	892	PLFT3660E		
	66" (1676)		66 <sup>3</sup> / <sub>16</sub> " (1681)	755	813	1044	PLFT3666E		
	72" (1829)		72 <sup>3</sup> / <sub>16</sub> " (1834)	776	834	1065	PLFT3672E		
	78" (1981)		78 <sup>3</sup> / <sub>16</sub> " (1986)	782	840	1071	PLFT3678E		
	84" (2134)		84 <sup>3</sup> / <sub>16</sub> " (2138)	790	848	1079	PLFT3684E		

### Pack Lateral File Tops – Thermofused Laminate

Nominal Depth	Dimensions			List Price		Catalog Number	Top/Edge Color
	Nominal Width	Actual Depth	Actual Width	Thermofused Grade 1	Grade 2		
18 <sup>1</sup> / <sub>4</sub> " (464)	30" (762)	18 <sup>1</sup> / <sub>2</sub> " (470)	29 <sup>15</sup> / <sub>16</sub> " (760)	\$265	\$271	ZFPLFT1830	See Surface Materials Page 6
	36" (914)		35 <sup>15</sup> / <sub>16</sub> " (913)	285	291	ZFPLFT1836	
	42" (1067)		41 <sup>15</sup> / <sub>16</sub> " (1065)	316	332	ZFPLFT1842	
	60" (1524)		59 <sup>15</sup> / <sub>16</sub> " (1522)	401	417	ZFPLFT1860	
	66" (1676)		65 <sup>15</sup> / <sub>16</sub> " (1675)	436	452	ZFPLFT1866	
	72" (1829)		71 <sup>15</sup> / <sub>16</sub> " (1827)	466	482	ZFPLFT1872	
	78" (1981)		77 <sup>15</sup> / <sub>16</sub> " (1980)	473	504	ZFPLFT1878	
	84" (2134)		83 <sup>15</sup> / <sub>16</sub> " (2132)	475	506	ZFPLFT1884	
36 <sup>1</sup> / <sub>2</sub> " (927)	30" (762)	36 <sup>3</sup> / <sub>4</sub> " (933)	30 <sup>3</sup> / <sub>16</sub> " (767)	\$382	\$398	ZFPLFT3630	
	36" (914)		36 <sup>3</sup> / <sub>16</sub> " (919)	431	447	ZFPLFT3636	
	42" (1067)		42 <sup>3</sup> / <sub>16</sub> " (1072)	481	512	ZFPLFT3642	
	60" (1524)		60 <sup>3</sup> / <sub>16</sub> " (1529)	550	581	ZFPLFT3660	
	66" (1676)		66 <sup>3</sup> / <sub>16</sub> " (1681)	618	673	ZFPLFT3666	
	72" (1829)		72 <sup>3</sup> / <sub>16</sub> " (1834)	631	686	ZFPLFT3672	
	78" (1981)		78 <sup>3</sup> / <sub>16</sub> " (1986)	638	713	ZFPLFT3678	
	84" (2134)		84 <sup>3</sup> / <sub>16</sub> " (2138)	648	723	ZFPLFT3684	

Build your complete Part Number here:

----	—	—
------	---	---

Sample Part Number:

PLFT1842E	.J	.K
-----	—	—

Total Cost \$388 =

\$388	+	N/C	+	N/C
-------	---	-----	---	-----



## PACK LATERAL FILE ACCESSORIES

### Pack Freestanding Traverse Kit

The Pack Freestanding Traverse Kit converts Pack Freestanding Lateral Files and File Centers from standard side-to-side filing to front-to-back filing.

Note: For each drawer, order one kit for 30" (762)- and 36" (914)-wide lateral files; order two kits for 42" (1067)-wide lateral files. See Lateral File Front-to-Back Conversion Bar Application Guide in the Planning section for further information.

Available in Black only.

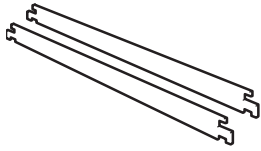
### Lateral File Dividers

The Lateral File Dividers are freestanding dividers that securely attach magnetically to a shelf or drawer bottom.

Available in Black only.

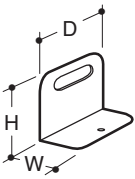
### Pack Label Holders

Pack Label Holders attach to Pack filing units. Packaged in boxes of 10 label holders with 10 labels



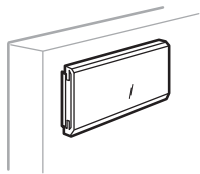
### Pack Freestanding Traverse Kit

Description	List Price	Catalog Number
18 1/4" (464) deep laterals (Includes 2 bars)	\$31	FSTK



### Lateral File Dividers

Dimensions			List Price	Catalog Number
Depth	Width	Height		
8" (203)	4" (102)	7 1/2" (191)	\$137	LFDE
Includes 3 dividers.				



### Pack Label Holders

Description	For use with:	List Price	Catalog Number
Includes 10 label holders and 10 Labels	Applied Pull Fronts	\$55	ZLHA

Build your complete Part Number here: \_\_\_\_\_

Sample Part Number:

LFDE

Total Cost \$137 =

\$137

## Pack Double-Door Storage Cabinets

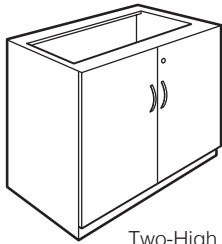
Pack Double-Door Storage Cabinets are available in heights to match the two, three, four and five-high Pack Lateral Files. The units are constructed of painted metal and have locking doors. Painted metal shelves adjust vertically in 1½" increments. The Storage Cabinets are available with five pull options, including four applied pulls and a bevel pull extending the length of the door.

The Pack Work Surface Supporting Double Door Storage Cabinet is designed to be used under a work surface and does not have a top.

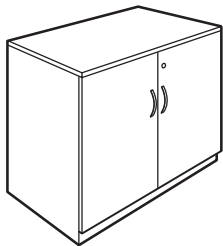
Note: Lateral File Tops (PLFT and/or ZFPLFT) can be used on Pack Double-Door Storage Units to create credenzas or file islands.

When the key-alike lock option "T" is chosen a "disposable" core is assembled in the filing unit to temporarily secure the drawers and doors for transit. The "disposable" cores must be field replaced with Pack Core/Key Sets in order for the Pack filing unit to lock. Core/Key Sets (PLCAK) must be ordered separately or by using the keying order form.


Additional storage shelves (SS) are available.



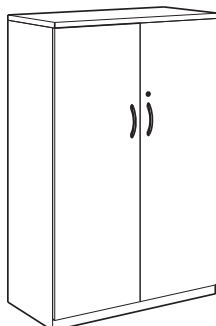
Two-High



Two-High



Three-High



Four-High

## Pack Double-Door Storage Cabinet – Work Surface Supporting

Depth	Dimensions Width	Height	Number of Shelves	List Price	Catalog Number	Pull Style	Trim Color	Lock
18 1/4" (464)	36" (914)	27 3/4" (705)	1-Shelf	\$1485	PSDDWS236	No Cost Bevel B	Standard Finishes No Cost	R No Cost Random

## Pack Two-High Double-Door Storage Cabinets

Depth	Dimensions Width	Height	Number of Shelves	List Price	Catalog Number	Pull Style	Trim Color	Lock
18 1/4" (464)	30" (762)	28 3/8" (721)	1	\$1525	PSDD230	Applied L Classic	Premium Finishes + \$87 2-High	*T Deduct \$-16 Key-Alike
	36" (914)		1	1536	PSDD236	E Streamline	+ \$157 3 and 5-High	*Note: Be sure to order Core/Key Sets (PLCAK) separately (1 per unit)
	42" (1067)		1	1956	PSDD242	AZ Designer	See Surface Materials Page 6	
						MM Mod2		

## Pack Three-High Double-Door Storage Cabinets

Depth	Dimensions Width	Height	Number of Shelves	List Price	Catalog Number	Pull Style	Trim Color	Lock
18 1/4" (464)	30" (762)	39 7/8" (1013)	2	\$1791	PSDD330	MM Mod2		
	36" (914)		2	1802	PSDD336			
	42" (1067)		2	2358	PSDD342			

## Pack Four-High Double-Door Storage Cabinets

Depth	Dimensions Width	Height	Number of Shelves	List Price	Catalog Number	Pull Style	Trim Color	Lock
18 1/4" (464)	30" (762)	51 3/8" (1305)	3	\$2438	PSDD430	MM Mod2		
	36" (914)		3	2731	PSDD436			
	42" (1067)		3	2840	PSDD442			

Build your complete Part Number here:

_____	__	__	__
-------	----	----	----

Sample Part Number:

PSDD236	__E	__J	__R
---------	-----	-----	-----

Total Cost \$1536 =

\$1536	+	N/C	+	N/C	+	N/C
--------	---	-----	---	-----	---	-----

### Pack Double-Door Storage Cabinets

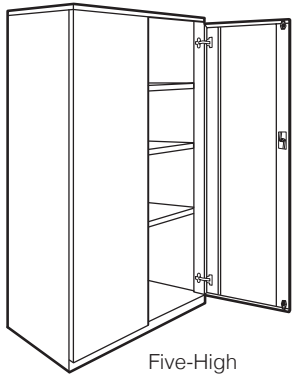
Pack Double-Door Storage Cabinets are available in heights to match the two, three, four and five-high Pack Lateral Files. The units are constructed of painted metal and have locking doors. Painted metal shelves adjust vertically in 1-1/2" increments. The Storage Cabinets are available with five pull options, including four applied pulls and a bevel pull extending the length of the door.

Note: Lateral File Tops (PLFT and/or ZFPLFT) can be used on Pack Double-Door Storage Units to create credenzas or file islands.

### Pack Double-Door Wardrobe Cabinets

The Pack Wardrobe Cabinet is constructed of painted metal and has locking doors. The Wardrobe Cabinet matches the height of the same High Pack Lateral File, and Double-Door Storage Cabinet. Includes one painted metal shelf with attached, full-width wardrobe bar.

When the key-alike lock option "T" is chosen a "disposable" core is assembled in the filing unit to temporarily secure the drawers and doors for transit. The "disposable" cores must be field replaced with Pack Core/Key Sets in order for the Pack filing unit to lock. Core/Key Sets (PLCAK) must be ordered separately or by using the keying order form.



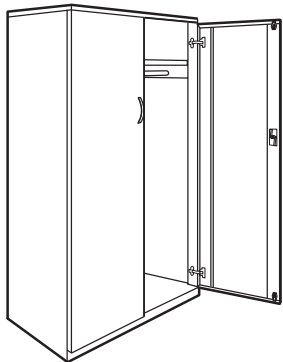
Five-High

### Pack Five-High Double-Door Storage Cabinets

Depth	Dimensions Width	Height	Number of Shelves	List Price	Catalog Number	Pull Style	Trim Color	Lock
18 1/4" (464)	30" (762)	65 7/8" (1629)	4	\$2612	PSDD530	No Cost Bevel B (Not available on six-high unit)	Standard Finishes No Cost	R No Cost Random
	36" (914)		4	2620	PSDD536			
	42" (1067)		4	3332	PSDD542			

### Pack Six-High Double-Door Storage Cabinets

Depth	Dimensions Width	Height	Number of Shelves	List Price	Catalog Number	Pull Style	Trim Color	Lock
18 1/4" (464)	30" (762)	77 3/8" (1965)	5	\$3358	PSDD630	Applied L Classic	See Surface Materials Page 6	*T Deduct \$-16 Key-Alike
	36" (914)		5	3516	PSDD636	E Streamline		
	42" (1067)		5	3707	PSDD642	AZ Designer		



### Pack Five-High Double-Door Wardrobe Cabinet

Depth	Dimensions Width	Height	Number of Shelves	List Price	Catalog Number	Pull Style	Trim Color	Lock
18 1/4" (464)	36" (914)	65 7/8" (1629)	1-Shelf	\$2407	PSWR536	MM Mod2		

### Pack Six-High Double-Door Wardrobe Cabinet

Depth	Dimensions Width	Height	Number of Shelves	List Price	Catalog Number	Pull Style	Trim Color	Lock
18 1/4" (464)	36" (914)	77 3/8" (1965)	1-Shelf	\$3516	PSWR636			

Build your complete Part Number here:

-----	-	-	-
-------	---	---	---

Sample Part Number:

PSDD636	.E	.J	.R
---------	----	----	----

Total Cost \$3516 =

\$3516	+	N/C	+	N/C	+	N/C
--------	---	-----	---	-----	---	-----

## Pack Floor-Supported File Center

The Pack file center combines the functionality of a pedestal and Pack lateral file into a single cabinet that fits below a systems work surface.

Available accessories include the Pack freestanding traverse kit (FSTK) for front-to-back filing, lateral file dividers (LFDE) and label holders (ZLHA).

Note: Floor-Supported file center must be attached to a panel-mounted work surface or a desk unit.

When the key-alike lock option "T" is chosen a "disposable" core is assembled in the filing unit to temporarily secure the drawers and doors for transit. The "disposable" cores must be field replaced with Pack Core/Key Sets in order for the Pack filing unit to lock. Core/Key Sets (PLCAK) must be ordered separately or by using the keying order form.

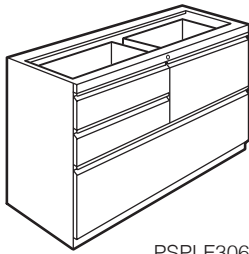
Overview & Order Information

Statement of Line

Surface Materials

Filing & Storage

Terms & Policies



PSPLF306612

### Pack Floor-Supported File Center

Depth	Dimensions Width	Height	List Price	Catalog Number	Pull Style	Trim Color	Lock	
18 <sup>3</sup> / <sub>8</sub> " (467)	30 <sup>1</sup> / <sub>2</sub> " (775)	27 <sup>3</sup> / <sub>4</sub> " (705)	\$1768 1768 1817	PSPLF301266 PSPLF306612 PSPLF301212	No Cost Bevel B  Applied L Classic  E Streamline  AZ Designer  MM Mod2	Standard Finishes No Cost  Premium Finishes + \$87  See Surface Materials Page 6	R No Cost Random  *T Deduct \$-16 Key-Alike  *Note: Be sure to order Core/ Key Sets (PLCAK) sep- arately (1 per unit)	
Build your complete Part Number here:					-----	-	-	-

Sample Part Number:

PSPLF306612	.B	.G	.R
-----	-	-	-


Total Cost \$1768 =

\$1768	+	N/C	+	N/C	+	N/C
--------	---	-----	---	-----	---	-----

## Pack Freestanding Pedestals

Freestanding Pedestals are available in 3 depths to work with different work surface depths. Units can be placed under the work surface but are not work surface supporting. Shallower depths allow access behind the pedestal for plug accessibility and cable management. Pedestals include lockable drawers with painted metal drawer fronts and full extension ball-bearing slides and a factory installed counter-balance weight. Drawers are available with five pull options, including four applied pulls and a bevel pull extending the length of the drawer.

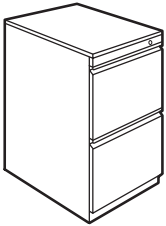
Available accessories include Pack Pedestal Divider/Conversion Kit (PCD), Pack Pencil Tray (HPPT).




PSPFSTD191212



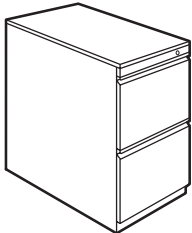
PSPFSTD196612




PSPFSTD221212



PSPFSTD226612



PSPFSTD281212



PSPFSTD286612

## Pack Freestanding Pedestals

Depth	Dimensions Width	Height	List Price	Catalog Number	Pull Style	Trim Color	Lock
18 <sup>7</sup> / <sub>8</sub> " (479)	15 <sup>1</sup> / <sub>4</sub> " (387)	27 <sup>3</sup> / <sub>4</sub> " (705)	\$930 986	PSPFSTD191212 PSPFSTD196612	No Cost Bevel B	Standard Finishes No Cost	R No Cost Random
21 <sup>7</sup> / <sub>8</sub> " (556)	15 <sup>1</sup> / <sub>4</sub> " (387)	27 <sup>3</sup> / <sub>4</sub> " (705)	\$948 1006	PSPFSTD221212 PSPFSTD226612	Applied L Classic	Premium Finishes + \$70	*T Deduct \$-16 Key-Alike
27 <sup>7</sup> / <sub>8</sub> " (708)	15 <sup>1</sup> / <sub>4</sub> " (387)	27 <sup>3</sup> / <sub>4</sub> " (705)	\$1022 1080	PSPFSTD281212 PSPFSTD286612	E Streamline AZ Designer MM Mod2	See Surface Materials Page 6	*Note: Be sure to order Core/ Key Sets (PLCAK) separately (1 per unit)

Build your complete  
Part Number here:

----- - - -

Sample  
Part Number:

PSPFSTD221212 .B .J .R

Total Cost \$948 =

\$948 + N/C + N/C + N/C

### Pack Support Pedestals

The Work Surface Supporting Pedestal mounts beneath the work surface. Pedestals include lockable drawers with painted metal drawer fronts, full extension ball-bearing slides, 1<sup>5</sup>/<sub>8</sub>" leveling glides and mounting hardware. Drawers are available with five pull options, including four applied pulls and a bevel pull extending the length of the drawer.

Available accessories include Pack Pedestal Divider/Conversion Kit (PCD), Pack Pencil Tray (HPPT).

### Pack Hanging Pedestals

The Hanging Pedestal suspends beneath the work surface. It includes lockable drawers with painted metal fronts, full extension ball-bearing slides and mounting hardware. Drawers are available with four pull options, including four applied pulls and an integral bevel pull.

Available accessories include Pack Pedestal Divider/Conversion Kit (PCD), Pack Pencil Tray (HPPT).

Freestanding desks with two full end panels can accommodate up to 2 hanging pedestals per desk.

Freestanding desk with P-Leg supports, returns and system work surfaces, when attached next to an end panel or panel return with support brackets, can accommodate one hanging pedestal.

When the key-alike lock option "T" is chosen a "disposable" core is assembled in the filing unit to temporarily secure the drawers and doors for transit. The "disposable" cores must be field replaced with Pack Core/Key Sets in order for the Pack filing unit to lock. Core/Key Sets (PLCAK) must be ordered separately or by using the keying order form.



PSP1212



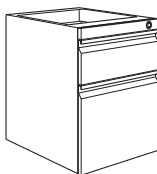
PSP6612

### Pack Work Surface Supporting Pedestals

Depth	Dimensions Width	Height	List Price	Catalog Number	Pull Style	Trim Color	Lock
21 <sup>7</sup> / <sub>8</sub> " (556)	15 <sup>1</sup> / <sub>4</sub> " (387)	27 <sup>3</sup> / <sub>4</sub> " (705)	\$843 863	PSP1212 PSP6612	No Cost Bevel B  Applied L Classic  E Streamline  AZ Designer  MM Mod2	Standard Finishes No Cost  Premium Finishes + \$70  See Surface Materials Page 6	R No Cost Random  *T Deduct \$-16 Key-Alike  *Note: Be sure to order Core/ Key Sets (PLCAK) sep- arately

### Pack Hanging Pedestals

Depth	Dimensions Width	Height	List Price	Catalog Number
17 <sup>7</sup> / <sub>8</sub> " (454)	15 <sup>1</sup> / <sub>4</sub> " (387)	19 <sup>3</sup> / <sub>8</sub> " (492)	\$773	PSHP18612
21 <sup>7</sup> / <sub>8</sub> " (556)			790	PSHP22612



Build your complete Part Number here:

---	---	---	---
-----	-----	-----	-----

Sample Part Number:

PSP6612	.L	.J	.R
---------	----	----	----

Total Cost \$863 =

\$863	+	N/C	+	N/C	+	N/C
-------	---	-----	---	-----	---	-----

### Pack Mobile Pedestals

The Mobile Pedestal includes two locking and two non-locking casters, lockable drawers with painted metal drawer fronts, full extension ball-bearing slides, and a factory installed counterbalance weight. Drawers are available with five pull options, including four applied pulls and a bevel pull extending the length of the drawer.

Available accessories include Pack Pedestal Divider/Conversion Kit (PCD), Pack Pencil Tray (HPPT).


### Pack 3/4 Mobile Pedestals

The Mobile Pedestal includes two locking and two non-locking casters, lockable drawers with painted metal drawer fronts, full extension ball-bearing slides, and a factory installed counterbalance weight. Drawers are available with five pull options, including four applied pulls and a bevel pull extending the length of the drawer.

The 3/4 Mobile Pedestal can be teamed with a cushion top, providing guest seat and storage in one piece.

Available accessories include Pack Pedestal Divider/Conversion Kit (PCD), Pack Pencil Tray (HPPT).

Note: All Pack Mobile Pedestals are sold with a pull on the lock strip. If an Applied Pull is specified for the drawers, the lock strip pull will match. If a Bevel Pull is specified, the lock strip will feature a simple generic pull.




### Pack Mobile Pedestals

Depth	Dimensions Width	Height	List Price	Catalog Number	Pull Style	Trim Color	Lock
21 <sup>7</sup> / <sub>8</sub> " (556)	15 <sup>1</sup> / <sub>4</sub> " (387)	27 <sup>3</sup> / <sub>8</sub> " (695)	\$941 1018	PSMP1212 PSMP6612	No Cost Bevel B	Standard Finishes No Cost	R No Cost Random
18 <sup>7</sup> / <sub>8</sub> " (479)			941 1018	PSMP181212 PSMP186612	Applied L Classic	Premium Finishes + \$70	*T Deduct \$-16 Key-Alike
27 <sup>7</sup> / <sub>8</sub> " (708)			1200 1266	PSMP271212 PSMP276612	E Streamline  AZ Designer	See Surface Materials Page 6	*Note: Be sure to order Core/Key Sets (PLCAK) separately (1 per unit)



### Pack Mobile Pedestals w/Pencil Drawer

Depth	Dimensions Width	Height	List Price	Catalog Number
18 <sup>7</sup> / <sub>8</sub> " (479)	15 <sup>1</sup> / <sub>4</sub> " (387)	24" (610)	\$1121	PSMP183612
21 <sup>7</sup> / <sub>8</sub> " (556)			1196	PSMP213612
27 <sup>7</sup> / <sub>8</sub> " (708)			1395	PSMP273612



### Pack 3/4 Mobile Pedestals

Depth	Dimensions Width	Height	List Price	Catalog Number
21 <sup>7</sup> / <sub>8</sub> " (556)	15 <sup>1</sup> / <sub>4</sub> " (387)	21" (533)	\$1022	PSMP612
18 <sup>7</sup> / <sub>8</sub> " (479)	15 <sup>1</sup> / <sub>4</sub> " (387)	21" (533)	888	PSMP18612
27 <sup>7</sup> / <sub>8</sub> " (708)	15 <sup>1</sup> / <sub>4</sub> " (387)	21" (533)	1125	PSMP27612

Build your complete Part Number here:

-----	-	-	-
-------	---	---	---

Sample Part Number:

PSMP612 -----	.L -	.P -	.R -
------------------	---------	---------	---------

Total Cost \$1022 =

\$1022	+	N/C	+	N/C	+	N/C
--------	---	-----	---	-----	---	-----

### Pack Mobile Pedestal Cushion

The Pedestal Cushion includes a 1" thick upholstered cushion and four attached Velcro tabs to affix cushion. This cushion top can only be used on Pack Mobile Pedestals.

When the key-alike lock option "T" is chosen a "disposable" core is assembled in the filing unit to temporarily secure the drawers and doors for transit. The "disposable" cores must be field replaced with Pack Core/Key Sets in order for the Pack filing unit to lock. Core/Key Sets (PLCAK) must be ordered separately or by using the keying order form.

### PEDESTAL AND FILE CENTER ACCESSORIES

#### Pack Pedestal Divider/Conversion Kit (Also for use with File Centers)

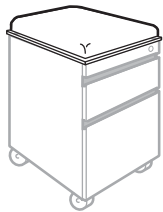
The Pedestal Divider/Conversion Kit is used to divide drawer space in the 6" (152) drawer. The 12" (305) Divider/Conversion Kit is used to divide and compress letter size files, or can convert the 12" (305) drawer to side-to-side or legal-size filing.

Available in Black only.

### Pack Pencil Tray

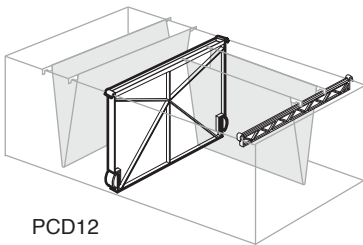
The Pencil Tray organizes small items in both the 6" (152) and 12" (305) Pack Pedestal drawers and Lateral File Center drawers.

Available in Black only.



### Pack Mobile Pedestal Cushion

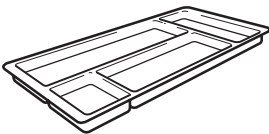
Dimensions Fits Pedestal	Depth	Width	List Price Fabric Grade											Catalog Number	Seating Fabric Color
			A	B	C	D	E	F	G	H	I	J	K		
21 <sup>7</sup> / <sub>8</sub> " (556)	15 <sup>1</sup> / <sub>4</sub> " (387)		\$286	\$309	\$328	\$353	\$386	\$416	\$453	\$492	\$511	\$538	\$570	MPCTK1915 MPCTK2815	See Seating price book Surface Material section
18 <sup>7</sup> / <sub>8</sub> " (479)			286	309	328	353	386	416	453	492	511	538	570		
27 <sup>7</sup> / <sub>8</sub> " (708)			336	363	393	427	466	503	564	624	654	689	727		
<b>Build your complete Part Number here:</b>														-----	-



PCD12

### Pack Pedestal Divider/Conversion Kit

Width	Dimensions Height	Description	List Price	Catalog Number
12 <sup>3</sup> / <sub>4</sub> " (324)	4 <sup>5</sup> / <sub>8</sub> " (117) 9 <sup>5</sup> / <sub>8</sub> " (244)	Includes 5 dividers.	\$67	PCD6
		Includes 5 dividers and conversion bars.	111	PCD12



### Pack Pencil Tray

Depth	Dimensions Width	Height	Description	List Price	Catalog Number
5 <sup>1</sup> / <sub>2</sub> " (140)	13 <sup>3</sup> / <sub>8</sub> " (340)	1" (25)	Includes 1 pencil tray.	\$23	HPPT
<b>Build your complete Part Number here:</b>					-----

Sample Part Number: HPPT  
-----

Total Cost \$23 = \$23



### Pack Bookcases

The Bookcase is complete with metal top and base with leveling glides. Leveling glide allows for 5/8" (16) adjustment. The bookcase is constructed of painted metal. The outside panels are flush with the sides of the bookcase top for no-gap allowance in side-by-side applications. The shelves are 1" (25)-thick, and adjust in 1/2" (13)-height increments. All Bookcase heights are designed to accommodate standard binders on all but one shelf on each unit.

Available accessories include Shelf/File Dividers (SFDIV) and Bookcase Shelves (BCBS36).

### Pack Mobile Bookcase

The mobile bookcase comes standard with black casters, two (2) locking and two (2) non-locking. The bookcase is available with optional pull styles. Pulls are located on both sides of the unit.



### Pack Bookcases

Depth	Dimensions Width	Height	Units High	No. of Shelves	List Price	Catalog Number	Trim Color
13 <sup>3</sup> / <sub>8</sub> " (340)	30" (762)	27 <sup>3</sup> / <sub>4</sub> " (705)	2-High	1	\$938	PSBC230	Standard Finishes No Cost
	36" (914)			1	948	PSBC236	
	42" (1067)			1	1231	PSBC242	
30" (762)	36" (914)	39 <sup>7</sup> / <sub>8</sub> " (1013)	3-High	2	1066	PSBC330	Premium Finishes + \$87 2-High
	36" (914)			2	1076	PSBC336	
	42" (1067)			2	1358	PSBC342	
30" (762)	36" (914)	51 <sup>3</sup> / <sub>8</sub> " (1305)	4-High	3	1397	PSBC430	+ \$157 3, 5, 6 and 70"-High
	36" (914)			3	1450	PSBC436	
	42" (1067)			3	1507	PSBC442	
30" (762)	36" (914)	65 <sup>7</sup> / <sub>8</sub> " (1673)	5-High	4	1386	PSBC530	See Surface Materials Page 6
	36" (914)			4	1397	PSBC536	
	42" (1067)			4	1667	PSBC542	
36" (762)	70" (1778)	5-High	4	1515	PSBC7036		
30" (762)	36" (914)	77 <sup>7</sup> / <sub>8</sub> " (1965)	6-High	5	1675	PSBC630	
	36" (914)			5	1731	PSBC636	
	42" (1067)			5	1795	PSBC642	



### Pack Mobile Bookcase

Dimensions Depth	Width	Height	List Price	Catalog Number	Pull Style	Trim Color
15 <sup>1</sup> / <sub>4</sub> " (387)	32 <sup>1</sup> / <sub>2</sub> " (826)	26 <sup>1</sup> / <sub>2</sub> " (673)	\$1393	PSBCM232	Applied L Classic E Streamline AZ Designer MM Mod2	Standard Finishes No Cost  Premium Finishes + \$87 2-High

Build your complete Part Number here:

Sample Part Number:

Total Cost \$1397 =

----	-	-
PSBC536	N/A	.Y
\$1397	+	N/C
	+	N/C

## Pack Bookcase Shelves

Bookcase Shelves are used for additional shelf space. Includes one shelf and mounting hardware.

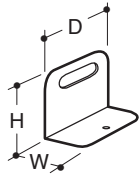
## Shelf/File Dividers

Shelf/File Dividers are freestanding dividers that securely attach magnetically to a shelf or drawer bottom. Includes three dividers. Available in all trim colors.



### Pack Bookcase Shelves

Fits Bookcase Width	Depth	Dimensions		List Price	Catalog Number	Trim Color
		Actual Width	Height			
30" (762)	12 <sup>7</sup> / <sub>8</sub> " (327)	30" (762)	1" (25)	\$125	BCAS30 BCBS36 BCCS42	Standard Finishes No Cost  Premium Finishes + \$27  See Surface Materials Page 6
36" (914)		33 <sup>5</sup> / <sub>8</sub> " (854)		\$125		
42" (1067)		42" (1067)		\$125		



### Shelf/File Dividers

Depth	Dimensions Width	Height	List Price	Catalog Number	Trim Color
8" (203)	4" (102)	7 <sup>1</sup> / <sub>2</sub> " (191)	\$123	SFDIV	Standard Smooth Finish Only  See Surface Materials Page 6
Includes 3 dividers.					
Build your complete Part Number here:				----	-

Sample Part Number:

BCBS36	.Y
--------	----

Total Cost \$125 =

\$125	+	N/C
-------	---	-----

Overview &  
Order Information

Statement  
of Line

Surface  
Materials

Filing &  
Storage

Terms &  
Policies

## ***Terms & Policies***

*Terms & Policies* [44](#)

*Warranty* [47](#)

## 1. Prices

Prices shown in this price list are F.O.B. origin, freight prepaid, in the contiguous United States. Trendway Corporation reserves the right to change prices without notice. Trendway may implement price changes effective at time of shipment if shipping date is more than 120 days from date written order was received by Trendway.

Pricing for shipments outside the contiguous United States will be based on the port of departure. Freight will be prepaid to port of departure.

List prices include coverage of prepaid standard, Trendway-specified freight cost.

## 2. Order Placement

Trendway Corporation requires all orders to be submitted electronically via on-line order entry at [www.trenddealer.com](http://www.trenddealer.com), or in writing following Ordering Procedures on page 1. Trendway recommends using design software for larger projects which allows the dealer to design, specify, and enter an order more efficiently and accurately which will assure completeness and avoid errors and duplications. The Buyer assumes all responsibility for the correct content of any order which has been acknowledged.

## 3. Confirmation

Upon receiving an order, Trendway Corporation will send an acknowledgement with exact pricing information and scheduled shipping date. Orders can also be confirmed on-line at [www.trenddealer.com](http://www.trenddealer.com). Customer is responsible for checking acknowledgements to ensure that the order is correct. Order will be processed as acknowledged.

## 4. Lead-Times

Trendway Corporation reserves the right to alter lead times as demand for products fluctuate. Stated lead-times begin after a complete order is entered and scheduled. Shipments are subject to product availability. Special products and larger orders may extend lead-times. Orders placed by dealers without a requested delivery date will be assigned a delivery date of 4 weeks for standard product orders and 6 weeks for custom product orders. Please contact your customer care representative for exact lead-times.

## 5. Buyer's Credit

If, in the judgment of Trendway, the financial condition of the Buyer at any time does not justify the terms specified, Trendway may at any time

by notice to the Buyer require prepayment or other terms of payment differing from those specified in Section 8 or other satisfactory security to insure prompt payment of invoices.

## 6. Order Changes

To change an order, the customer must call Trendway Customer Care for order status. If approved, the customer must confirm the changes in writing to Trendway Corporation. Customer agrees to accept any and all charges involved in altering an order. This includes payment, determined by Trendway, for product already in production. Changes in orders also may result in delayed shipments.

## 7. Cancellation

All cancellations must be approved by Trendway Corporation. **Orders in production cannot be cancelled without incurring substantial or full purchase price.** Customers shall agree to accept any and all charges involved in the cancellation transaction, as determined by Trendway. Non-standard items may not be cancelled.

## 8. Terms of Sale

Terms of sale on all invoices to approved Trendway customers are Net 30 days from date of invoice. These terms may be changed at any time by Trendway Corporation based on credit rating information available on specific customers. Payment in advance may be requested at the discretion of Trendway without explanation.

## 9. Taxes

Prices listed do not include any federal, state, local, or other taxes. Purchaser agrees to pay or reimburse any such taxes that Trendway Corporation, Trendway Corporation subcontractors, or suppliers are required to pay. For shipments to AZ, CA, CO, DC, FL, GA, IL, IN, KS, MA, MI, MN, MS, NJ, NY, OH, PA, TX and Canada, add appropriate tax rate. All authorized dealers should ensure that a resale exemption certificate is on file with Trendway Corporation.

## 10. Past-Due Accounts

Past-due accounts will be charged 1.5% per month. This is an annual rate of 18% or the highest legal rate on the unpaid balance. The purchaser agrees to pay all collection agency fees, court costs, and/or reasonable attorney fees incurred by Trendway in the collection of past-due balances.

## 11. Customer's Own Material (COM)

The Trendway COM program allows customers to use special materials. By complying with the COM testing for manufacturability procedure in the

steps below, Trendway will be able to identify if your material is appropriate for application to the products you specify.

To comply with the COM process, please follow these steps:

1. Select the COM material.
2. Check first with [www.trenddealer.com](http://www.trenddealer.com)/COM Library, to determine if this material has already passed testing for manufacturability on the intended product.
3. If the material is pre-approved in the COM Library, customer must submit a *COM Order Submission Form* (available from Trendway Customer Care Representative).
4. If the material requested is not in the COM Library, customer must submit a *COM* test request on-line at [www.trenddealer.com](http://www.trenddealer.com), send a sample of the COM material (see Test Yardage Requirements below), and include a list of Trendway product numbers designated for the COM application. Material sample should include pattern name, pattern number and color, manufacturer, direction material should be applied, and Control number from the COM Request Form automated e-mail response.
5. Ship COM samples to:  
  
U.S. Mail and UPS, FedEx Shipment:  
Trendway Corporation  
13467 Quincy Street  
Holland, MI 49424  
Attn: COM Request
6. You will be notified within five working days of receiving the material sample by Trendway, whether your COM has been approved or disapproved for application.

### TEST YARDAGE REQUIREMENTS

Capture Tiles	1	yard
Choices panels	1 1/2	yards
Fabric screens	2	yards
Flipper doors	2/3	yard
Intrinsic Freestanding	1	yard
Ped Cushions	1	yard
Tackboards	1	yard
TrendWall	4	yards
Volo tiles	4	yards

**NOTE:** Most fabric houses have a yardage minimum or an upcharge on less than one-yard cuts.

**NOTE:** All COM applications are priced at Grade 1 or Grade A.

If Buyer desires to use his own material in the production of Trendway's products, it is necessary to obtain the prior written consent of Trendway. Material provided by the Buyer shall be shipped to seller, freight prepaid, and all risk of loss or damage shall remain with Buyer. Buyer must assume responsibility for any use spoilage that takes place in the course of processing or during transportation. Buyer hereby holds Trendway harmless against any and all claims for loss, liability, injury, or damage arising from use of customer material; and Buyer takes full responsibility for performance and quality of customer material. Buyer should also be aware that Buyer-furnished materials will not qualify for UL Listings and may not meet fire codes. Please discuss specific concerns and special needs with Trendway Customer Care PRIOR to placing your order.

### 11a. Custom Color

Trendway's Custom Color program allows the customer to specify their own color or stain on many of Trendway's products. See [www.trenddealer.com](http://www.trenddealer.com) for product availability, individual product guidelines and lead times. Set up fees and lead times are product specific and will vary.

To request a Custom Color or Stain:

- Complete a Custom Color Request form (available on [www.trenddealer.com](http://www.trenddealer.com)).
- Send request form along with two 2"x3" samples to Trendway Customer Care Color Coordinator.
- After the receipt of the request, Trendway will provide customer with one color sample.
- If approved, Dealer or customer completes custom color form, providing the custom match color number on the back of the sample, signs, and returns by fax or mail to Custom Color Coordinator.
- Samples will be matched under cool white florescent lighting. All orders processed under the Custom Color program will be manufactured within commercially acceptable tolerances.
- If applicable, dealer will be sent an invoice for \$250 color matching fee per customer, per color. See Custom Color Request form for details.

### 12. Special Product

When Trendway purchases special surface materials (i.e., fabrics and laminates) at the request of the customer, the customer takes full responsibility for the performance and quality of the surface material.

### 13. Delays

Trendway shall not be liable for loss or damage due to delay in manufacturing or delivery resulting from any cause beyond Trendway's reasonable control, including, but not limited to, compliance with any regulations, orders, or instructions of any Federal, State, or Municipal Government, or any department or agency thereof, acts of God, acts or omissions of Buyer, acts of civil or military authority, fires, strikes, factory shutdowns or alterations, embargoes, war, riot, delays in transportation or inability due to causes beyond Trendway's reasonable control to obtain necessary labor, manufacturing facilities, or material from Trendway's usual sources. In no event shall Trendway be liable for special or consequential damages for any delay for any cause.

### 14. Postponement of Delivery

If unforeseen circumstances occur, Trendway Corporation may postpone delivery of ordered products. Customer will be notified when such postponement occurs.

### 15. Storage

When shipment is delayed by the Buyer, Trendway reserves the right to place the goods in storage at customer's risk and cost. Trendway charges  $\frac{1}{4}$  of 1% of list price per week to cover storage. All terms and conditions of the sale, including but not limited to invoicing and payment, will continue as Buyer-specified destination; except that title remains with Trendway and that Trendway reserves the right to modify payment terms to assure recovery of any additional cost incurred.

### 16. Transportation

All orders shipped to any destination, within the contiguous United States, will be F.O.B. origin, freight prepaid, and risk of loss or damage shall pass to Buyer upon delivery to carrier. Trendway will determine the method and agency of transportation to be used.

Exceptions to standard prepaid freight are as follows:

- Customer directed expedites (Air Freight, Team Hauls) will be prepaid by Trendway and Customer will be billed the difference between standard and expedited freight.
- Truckload deliveries that are requested to deliver on weekends, Holidays or after 12:00 noon EST on Friday's will have an additional charge of \$450 per truck.
- Excessive unloading (in excess of 2 hours) will be billed at \$50 per hour after the initial 4 hour unloading period.
- LTL shipments normally deliver

between 8:00 am and 5:00 pm, Monday through Friday. A specific delivery time on your assigned delivery date can be requested for an additional charge of \$150. This charge does not apply to full-truckload shipments. Requests for specific dates/times falling outside standard delivery timeframe for the carrier serving your area constitute Expedites (see Customer-Directed Expedites, above). Expedite charges do apply to full-truckload shipments.

- Lift gate service will have an additional charge of \$85 for an LTL carrier. For lift gate service on a truckload, contact Customer Care.
- Inside delivery service starts at \$50. Call Customer Care for quote.
- Reconsignment cost after shipment, starts at \$50. Call Customer Care for quote.
- Special equipment requirements call for a quote.

In the event that special F.O.B. Destination terms are agreed to by Trendway or delivery is made on Trendway-owned or -leased equipment, customer or authorized representative is responsible for noting any freight damage or shortage on the freight bill of lading at time of delivery and must notify Trendway within five (5) days of delivery day of any such damage or shortage. Assistance in a concealed damage claim on an F.O.B. Destination shipment will be provided by Trendway only if the product has been immediately unpacked and both the carrier and Trendway have been promptly notified of resultant damage so the proper inspection can be made.

### Shipping Note:

Trendway strives to minimize packaging to help the environment and to make installations faster and cleaner.

Trendway ships products in using various packaging methods based upon the product type and shipping method (full truck vs. LTL), all of which are designed to provide protection for the product while minimizing packaging materials.

Trendway test packaging designs to ensure their effectiveness.

### 17. Product Ownership

Title and risk of loss to all goods sold shall pass to Buyer upon Trendway's

delivery to Buyer or to a carrier at shipping point. Trendway, however, retains the Purchase Money Security Interest in all goods shipped and the right to perfect same.

### 18. Damaged Materials

Trendway Corporation is not responsible for shipped products when the common carrier is in receipt of the material. Trendway expects all customers to thoroughly inspect orders on receipt regardless of point of delivery. Clear receipt should not be given on the material until it has been checked for damage in transit. All claims for noted damaged material must be made by the customer to Trendway Customer Care.

Concealed damage or damage not noted at time of delivery shall be made by the customer to the common carrier within 5 days after receipt. Trendway assumes no liability for such damage.

### 19. Shortage on Order

Shortage on ordered products must be reported to Trendway Corporation within five (5) days of product delivery and must be noted on bill of lading at time of delivery.

### 20. Product Usage and Compliance

Buyer assumes full responsibility for the application of Trendway's product to Buyer's use, and compliance with Trendway installation and maintenance instructions and reasonable load restrictions. Compliance to local code restrictions regarding fire, electrical, and building codes are the responsibility of the customer or his authorized agent.

### 21. Post-Delivery Assistance

Installation and servicing of Trendway products are normally handled directly by Trendway-authorized dealers. When this is not possible, assistance is available by calling Trendway's Customer Care Department, Holland, Michigan.

### 22. Returned Goods

As a basic policy, Trendway does not accept returned material, because most items are manufactured per order and are not in stock at the factory. If material is authorized for return because of Trendway error, shipment may be made freight collect. Any other goods for which Trendway does authorize a return will be sent prepaid and a restocking charge of 35% will apply. **To receive authorization to return goods, please contact Trendway's Customer Care Department.**

**All Returned Materials Authorizations expire thirty (30) days from date of issue. Any product returned after 30 days will be refused and returned to sender collect.**

Electrical components, nonstandard items, and fabric-covered goods may

not be returned. Replacement products will be billed to you with credit being issued upon return of the product in good condition. All goods returned must be in the original Trendway packing cartons. Goods will be inspected for damage upon return. No credit will be issued for goods which are damaged. **As a general statement of policy, return authorization will not be issued for items unless they are Trendway stock items.**

### 23. Intrinsic Key-Alike Option

The Intrinsic Key-Alike option is available on all Intrinsic filing units for no additional upcharge. When the Key-Alike option is chosen, the list price of the purchased Intrinsic filing unit is reduced by the same amount that is charged when ordering the Intrinsic Core/Key Set (ZFLCK) needed for that unit.

The unit is assembled with a "disposable" core in place of the lock core to temporarily secure the drawers/doors for transit. In order for Key-Alike Intrinsic units to lock, the "disposable" core must be field replaced with an Intrinsic Core/Key Set (ZFLCK) which is ordered separately.

Intrinsic Core/Key Set orders should be placed with the Intrinsic filing order to ensure being installed at the time of product installation. The Core/Key Set (ZFLCK) can be ordered separately or by using the key-alike order form which can also be used as a worksheet to help combine and tag Core/Key Sets.

### 24. Special Marking or Tagging

Special tagging is available on all orders free of charge. Trendway suggests this option to simplify the staging and installation of product. **Tag designations must be specified at the time an order is placed.**

### 25. Trendway Field Technical and Installation Support:

On-site field measurement and installation support is available as a service. The fees are listed below:

Field Installation Assistance: 2 Day  
On-Site, \$1,200

Field Installation Assistance: 3 Days  
On-Site, \$1,800

Field Installation Assistance: 4 Days  
On-site, \$2,400

Field Installation Assistance: 5 Days  
On-Site, \$3,000

Days include 1/2 day travel to and 1/2 day travel from location. These fees are based on a minimum 14 business days advanced notification and booking. Service requests booked less than 14 business days in advance may be subject to additional fees due to added travel cost. For more information or

to place a request, contact Trendway Customer Care at 1-616-399-3900.

Find the most current terms and conditions on [www.Trendway.com](http://www.Trendway.com), in the Price list section.

## LIMITED LIFETIME WARRANTY

Trendway Corporation warrants to the original purchaser that the products described in its price lists, sold after August 1, 2004 will be free from defects in materials and workmanship commencing with the date of initial purchase and continuing for as long as the original owner uses these products. This warranty provides limits on the following products:

	<b>Systems</b>	<b>Architectural Products</b>	<b>Seating</b>
<b>10 Year</b>	<ul style="list-style-type: none"> <li>•Height-Adjustable Table Frame</li> <li>•Electrical Components</li> </ul>	<ul style="list-style-type: none"> <li>•Electrical Components</li> </ul>	<ul style="list-style-type: none"> <li>•Pneumatic Cylinders</li> <li>•Mechanisms</li> </ul>
<b>5 Year</b>	<ul style="list-style-type: none"> <li>•Drawer Slides</li> <li>•Systems Textiles</li> <li>•Laminate, Paint, Plastic</li> <li>•Electronic Ballasts</li> <li>•Height-Adjustable Table Mechanical Components</li> <li>•Screens</li> </ul>	<ul style="list-style-type: none"> <li>•Systems Textiles</li> <li>•Laminate, Paint, Plastic</li> </ul>	
<b>3 Year</b>	<ul style="list-style-type: none"> <li>•Veneer</li> <li>•Magnetic Ballasts</li> </ul>	<ul style="list-style-type: none"> <li>•Veneer</li> </ul>	<ul style="list-style-type: none"> <li>•Trim</li> <li>•Foam</li> <li>•Upholstery</li> <li>•Arm Pads</li> </ul>
<b>2 Year</b>	<ul style="list-style-type: none"> <li>•Surface Trend Fabrics</li> <li>•Height-Adjustable Table Electrical Components</li> </ul>	<ul style="list-style-type: none"> <li>•Surface Trend Fabrics</li> </ul>	
<b>1 Year</b>	<ul style="list-style-type: none"> <li>•Non-Standard Product</li> <li>•Personal Task Lighting</li> </ul>	<ul style="list-style-type: none"> <li>•Non-Standard Product</li> </ul>	<ul style="list-style-type: none"> <li>•Non-Standard Product</li> </ul>
<b>Not Covered</b>	<ul style="list-style-type: none"> <li>•Light Bulbs</li> <li>•Customer's Own Material</li> </ul>	<ul style="list-style-type: none"> <li>•Customer's Own Material</li> </ul>	<ul style="list-style-type: none"> <li>•Customer's Own Material</li> </ul>

The following exceptions apply to all product lines:

- The Trendway warranty applies to normal three shift office use, with the exception of seating. Seating is warranted for single-shift usage.
- Damage caused by improper treatment of the product including exposure to unusual environmental conditions (extreme climates, acids, and moisture)

This comprehensive warranty applies to all products installed or reconfigured by a Trendway authorized installer. Trendway will repair, or at its option, replace defective merchandise, free of charge, which, when used normally and pursuant to Trendway's published instructions, and applicable planning guide information, prove to be defective within the period stated. This remedy is expressly agreed to be exclusive as a condition of sale. No person is authorized to assume for Trendway any warranty liability, except as expressly set forth in this paragraph, or set forth in writing by an authorized officer of the company at its headquarters in Holland, Michigan.

Any and all labor charge backs must be pre-approved by Trendway's Customer Care Manager in writing. Trendway will reimburse authorized Trendway dealers and service centers for approved warranty labor during the first year of use.

This warranty does not apply to damage resulting from accident, alteration, transport, or misuse, as well as damage from normal wear and tear such as dents, nicks, scratches, fading and improper maintenance. Trendway employs quality measures to ensure color consistency in our products. However, due to the effects of light and other environmental factors, no guarantee can be made for an exact match to product in an existing installation.

Natural variations occurring in materials such as wood and leather are not considered defects, and Trendway does not warrant the matching of colors, grains, textures or colorfastness of these materials.

Trendway provides a three-year warranty on veneer products for quality and craftsmanship. Due to the natural properties of wood, the following are not covered under this warranty:

- Changes in wood color resulting from exposure to light or aging
- Natural color variation between wood veneer and solid wood pieces, or resulting from veneer lay-up
- Natural variation in wood grain or the presence of character marks
- Normal wear and tear
- Exact match to swatch materials

Trendway makes no warranty to purchasers who acquire products for personal, family, or household purposes, or to purchasers acquiring the product other than directly from Trendway Corporation, its authorized dealers, or others who are specifically authorized by Trendway to sell such products. Trendway's liability with respect to its products shall not exceed that expressly set forth above irrespective of the theory upon which a claim might be based, including negligence. Under no circumstances shall Trendway be liable for incidental or consequential damages. Original product label must be attached to the product in question.

The warranty period is not interrupted or prolonged by the performance of a service under the terms of the warranty. There are no other warranties except as expressly set forth above, either express or implied, including any warranty of design, merchantability or fitness for any purpose.

This warranty supersedes all previously printed Trendway warranties.