



**Tables**

This price list includes detailed product information and pricing for these products.

Trendway product catalogs are available in the following design software: 2020 CAP, 2020 Giza, Project Matrix, Configura, and Ice. The Systems price list is also available in .pdf (Acrobat Reader) format on [dealer.trendway.com](http://dealer.trendway.com). For Architects and Designers, a free FSL (Furniture Symbol Library) is available on [www.trendway.com](http://www.trendway.com).

Product dimensions are given throughout the product catalog and are followed by parenthesis which have the metric equivalent in millimeters. For example: A Rectangular Table Top is available in a 48" (1219)-width.

**Ordering Information**

The most efficient way to enter an order is through Trendway On-Line Order Entry on [dealer.trendway.com](http://dealer.trendway.com), which also accepts .sif files from the design software listed above. Faxed orders are available as well but may extend lead-times.

For ease in specifying, Trendway's catalog numbering system uses meaningful characters to convey description, surface type, and size. For example, TTRT2436HPL represents a **Training Table Rectangle** that is **24"** (610)-deep and **36"** (914)-wide.

Order specification examples are shown throughout the price list at the bottom of each page. Be sure to follow the order sequence carefully to ensure complete and accurate order specification.

After placing an order, Trendway will send an order acknowledgement that follows the sequence of information outlined below. Trendway encourages you to follow the same steps so that checking your order against the acknowledgement will be as easy as possible.

**Placing an Order**

To make placing an order simple, Trendway On-Line Order Entry automatically prompts the product and option decisions that are required. For accurate order processing on faxed orders, please type or use legible handwriting, and be sure to include the following information:

1. A complete "sold to" address with correct Zip code.
2. A complete "ship to" address with correct Zip code.

3. A purchase order number. (The order is issued to Trendway Corporation, Holland, Michigan.)
4. A signature or name of person authorizing the purchase order.
5. A contact name and phone number at your company.
6. An actual calendar date for the requested delivery date (not ASAP).
7. Line items that are complete, which means all catalog numbers and descriptions, options listed for each product selected, fabric/finish pattern and color descriptions, and all corresponding letter or number codes. Be sure to make a pick for all available options. Also, combine identical items and specify total quantity unless using special marking or tagging.  
(Refer to your price list for ordering options.)
8. Special products referenced by their control numbers as well as their descriptions.
9. Line items that include price per unit, as well as extended totals.
10. A total dollar amount for the purchase order.
11. Any special shipping requirements clearly noted; i.e., "call before delivery."

By placing your orders correctly and completely the first time around, your order will be processed and scheduled without delay (subject to credit approval).

**Lead-Times**

The majority of Table products are shipped within Trendway's standard lead time. Extended lead-time items in the catalog are designated by shading.

**Note: Shipping lead-times are subject to product availability due to order size. For exact lead-times on your order contact Trendway Customer Care.**

**Product Questions, Quotes & Order Placement On-Line**

[dealer.trendway.com](http://dealer.trendway.com)

Hours: 24 Hours, 7 Days a Week

**Customer Care Representative**

Hours: Monday-Friday

7:30 am to 5:30 pm EST

Phone: 1-800-893-8115

Fax: 1-800-893-8121

e-mail: [customercare@trendway.com](mailto:customercare@trendway.com)

**Trendway Custom Solutions**

Phone: 1-800-893-8117

**For more information on Order Placement, Confirmation, and Lead-Times, see the Pricing, Procedures & Policies section in the back of this Price List.**

**Sequence Information**

The table below shows a sample of the price list format's sequence of information which will assist when placing an order and checking an order acknowledgement.

Sample  
Part Number:

TT	RT	24	36	HPL					
---	---	---	---	---	---	---	---	---	---

## Table of Contents

<b>Statement of Line</b> .....	<b>3</b>
<b>Surface Materials</b> .....	<b>6</b>
<b>Training Tables</b>	
<i>Y Base</i> .....	<b>11</b>
<i>Choices Tube Base</i> .....	<b>37</b>
<i>Zona</i> .....	<b>49</b>
<b>Height Adjustable Tables</b>	
<i>Rejuve</i> .....	<b>58</b>
<i>Levado</i> .....	<b>64</b>
<i>Screens</i> .....	<b>68</b>
<b>Collaborative, Cafe &amp; Occasional Tables</b>	
<i>Standing Height</i>	
<i>Rectangle</i> .....	<b>78</b>
<i>Wedge</i> .....	<b>79</b>
<i>Choices</i>	
<i>Collaborative</i> .....	<b>81</b>
<i>Café</i> .....	<b>85</b>
<i>Base only</i> .....	<b>87</b>
<i>Intrinsic</i>	
<i>Collaborative</i> .....	<b>89</b>
<i>Café</i> .....	<b>95</b>
<i>Occasional</i> .....	<b>97</b>
<i>Trig</i>	
<i>Collaborative</i> .....	<b>99</b>
<b>Conference Tables</b>	
<i>Choices</i> .....	<b>104</b>
<i>Intrinsic</i> .....	<b>111</b>
<i>Trig</i> .....	<b>117</b>
<b>Conference &amp; Training Room Components</b>	
<i>Mobile Media Cart</i> .....	<b>122</b>

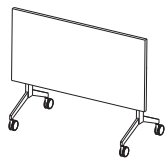
Training Tables

Y Base

Complete Tables



Fixed Rectangle Table



Flip Rectangle Table  
24 x 60  
24 x 72  
30 x 60  
30 x 72

Table Tops



Rectangle Top



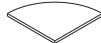
Pebble Shape Top



Half Round Top



Trapezoid Top



Quarter Round Top

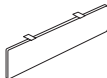
Table Bases



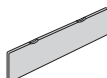
Fixed



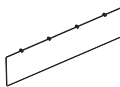
Flip



Laminate



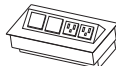
Mesh



Metal

Modesties

Corded and Daisy Chain Pop Up Units



Choices

Complete Tables

Rectangular Training Tables



- T-Base with
- Fixed Top
  - Flip Top



Trapezoid Training Tables



- T-Base with
- Fixed Top
  - Flip Top

Half-Round Training Tables



- T-Base with
- Fixed Top
  - Flip Top

Zona Tables

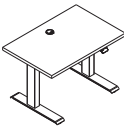
Complete Tables



Flip Rectangular Table  
24 x 48      30 x 48  
24 x 60      30 x 60  
24 x 72      30 x 72

Height Adjustable Tables


Rejuve



Rectangle

- Two Stage Electric
- Three Stage Electric

Levado

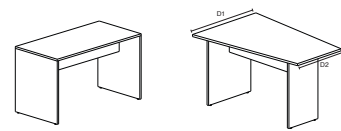


Rectangle

- Electric



Collaborative, Café & Occasional Tables

Standing Height





Choices

Collaborative



Dia.

- 30"
- 36"
- 42"
- 48"





X-Base

D/W

- 30"
- 36"
- 42"
- 48"



Café



X-Base

Dia.

- 30"
- 36"
- 42"
- 48"



X-Base

D/W

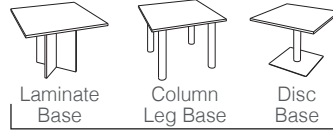
- 30"
- 36"
- 42"
- 48"

Disc Base

## Collaborative, Café & Occasional Tables (continued)

### Intrinsic

#### Collaborative



D/W  
36"  
42"  
48"  
60"

#### Cafe



Dia.  
30"  
36"  
42"  
48"



D / W  
30"  
36"  
42"  
48"

#### Occasional



D      W      H  
22" x 22" x 19"  
22" x 48" x 19"

### Trig

#### Collaborative



D/W  
36"  
42"  
48"

## Conference Tables

### Choices

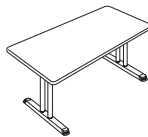
#### Boat



#### Racetrack



#### Rectangle



### Intrinsic

#### Racetrack



D      W  
36" x 72"  
48" x 72"  
48" x 96"  
60" x 96"  
48" x 120"  
48" x 144"

#### Rectangle



D      W  
36" x 72"  
48" x 72"  
48" x 96"  
60" x 96"  
48" x 120"  
48" x 144"

### Trig



D      W  
36" x 72"  
42" x 72"  
48" x 72"  
48" x 96"  
48" x 120"  
48" x 144"

## Conference & Training Room Components



D      W      H  
24" x 36" x 36<sup>5</sup>/<sub>8</sub>"

**Surface Material Program**

The Trendway Surface Material Program includes a broad selection of coordinated fabrics, laminate and trim finish options. Additionally, Trendway offers a Customers Own Material (COM) program to allow customers to further personalize their work stations.

The following sections describe the Trendway Surface Materials vocabulary.

**Standard Program**

Trendway's Standard Program of timeless and popular fabrics, finishes, vinyls and laminates, is recommended for corporate standards programs. These fabrics are carded and swatched by Trendway. Materials in the Trendway Standard Program offering are readily available for orders to ship within 2-4 weeks. Refer to individual panels for fire rating classifications.

**Scheduled Program**

Trendway's Schedule Program is made up of additional colors of standard patterns, as well as an evolving collection of fabrics from our textile partners designed to solve all your needs. Influenced and kept up to date by emerging trends, the typical life span in this program is one to three years and is not considered part of the standard program. To see the Scheduled fabrics go to the surface material page on our website at [www.Trendway.com](http://www.Trendway.com) and filter for "Scheduled" under "Lead-Times". Scheduled fabrics may have different lead time than standard fabrics. Please call Trendway customer care for estimated ship dates.

Both Standard and Scheduled Materials in this program comply with the industry standards for quality and performance.

They all pass California Technical Bulletin 117-2013 and are listed as part of the UL recognized component program.

**COM**

Customers Own Material program allows customers to select and specify their own fabric or laminate on Trendway product. For detailed information see item #11 (COM) in the Pricing, Procedures and Policies section in the back of the price list or on [Trenddealer.com](http://Trenddealer.com).

**Pre-Approved COM**

Select from popular COM fabrics pre-approved by Trendway. Customers are able to search the COM library on [dealer.trendway.com](http://dealer.trendway.com) for fabrics and specific applications that have passed manufacturability testing on Trendway product.

**HOW TO ORDER SAMPLES****Standard Program Binder Cards**

Seating and panel binder cards are available through Trendway fulfillment. [dealer.trendway.com](http://dealer.trendway.com)

**Standard Program Samples**

Samples of fabrics and finishes are available through Trendway fulfillment. [dealer.trendway.com](http://dealer.trendway.com)

**Scheduled Samples****Samples must be ordered directly through the supplier.**

Contact information is listed below and also on our website [www.trendway.com/surface-materials](http://www.trendway.com/surface-materials). Click on the link next to the swatch samples.

**Camira**

[www.camirafabrics.com](http://www.camirafabrics.com)  
1-616-288-0655

**Culp Contract**

[www.culpcontract.com](http://www.culpcontract.com)  
336-888-6274

**Guilford Of Maine®**

[www.guilfordofmaine.com](http://www.guilfordofmaine.com)  
1-800-544-0200

**Mayer Fabrics**

[www.mayerfabrics.com](http://www.mayerfabrics.com)  
1-800-428-4415

**Momentum® Textiles**

[www.memosamples.com](http://www.memosamples.com)  
1-800-366-6839

**Nevamar**

[www.nevamar.com](http://www.nevamar.com)  
1-800-638-4380

**Pionite**

[www.pionite.com](http://www.pionite.com)  
1-800-746-6483

**Ultrafabrics®**

[www.ultrafabricsinc.com](http://www.ultrafabricsinc.com)  
914-460-1730

**Wilsonart®**

[www.wilsonart.com](http://www.wilsonart.com)  
1-800-433-3222

**Surface Material Legend**

 = 100% Recycled Content

 = Bleach Cleanable. Refer to specific cleaning instructions for each fabric on [www.Trendway.com](http://www.Trendway.com).

## Standard Systems Finishes

Trendway standard paints include smooth and textured styles in our six trim colors.

## Systems Paints and Trim

K	Charcoal
DW	Designer White
G	Gray
L	Light Gray
Y	Sand
J	Stucco
TK	Textured Charcoal
TDW	Textured Designer White
TG	Textured Gray
TL	Textured Light Gray
TY	Textured Sand
TJ	Textured Stucco

## Glazed Panels

## Plexiglass

01	Clear
E3A	*Frosted

## \*Tempered Glass

03	Clear
05	Frosted

## Ecoresin

The color options are semi-transparent with (or without) patterns.

## \*3form

E02	Solo Aqua Supermatte Ecoresin
E01	Solo Supermatte Ecoresin
E03	Spider Ecoresin

**\*Note:** These options are offered at an upcharge. Please refer to a specific item in your price list to determine the amount of upcharge.

## Premium Systems Finishes

**Premium finishes are offered at a modest upcharge.** Please refer to a specific item in your price list to determine the amount of upcharge.

## Smooth Metallic Paint

PA	Platinum
----	----------

## Standard Vinyl Edgeband

## Solid

K	Charcoal
E1	Designer White
E6	Graphite
L	Light Gray
Y	Sand
E7	Shadow
J	Stucco

## Patterned

E8	Casual Linen
E9	Classic Linen
EB	Crisp Linen
EG	Earthen Twill
EH	Graphite Twill
EE	Sarum Twill

## Woodgrain

W8	Beigewood
WE	Brazilwood
W7	Empire Mahogany
ER	Espresso Pearwood
WY	Finnish Oak
W5	Fusion Maple
E5	Phantom Charcoal
E4	Phantom Ecru
E3	Phantom Pearl
WZ	Walnut
W6	Wild Cherry

\* Available on Capture, Fabric Screens, and Volo

To see all Trendway finish options, go to [Trendway.com](https://www.trendway.com)



Overview & Order Information

Statement of Line

Surface Materials

Training Tables

Height Adjustable Tables & Screens

Collaborative, Café & Occasional Tables

Conference Tables

Conference & Training Room Components

Terms & Policies

High Pressure Laminates – for Work Surfaces and Laminate Tiles

Standard Program

Grade 1

Solid

583 Charcoal

J0C Designer White

J9D Graphite

573 Light Gray

J20 Sand

J04 Shadow

J11 Stucco

Pattern

J6B Casual Linen

J6A Classic Linen

J69 Crisp Linen

J9H Earthen Twill

JM4 Evening Tigris

J9J Graphite Twill

J09 White Tigris

J9G Sarum Twill

Woodgrain

J0G Beigewood

J0D Brazilwood

J2A Empire Mahogany

J9X Espresso Pearwood

J98 Finnish Oak

J25 Fusion Maple

J99 Walnut

J1R Wild Cherry

Grade 2

Woodgrain

J9C Phantom Charcoal

J9B Phantom Ecru

J9A Phantom Pearl

Thermofused Laminates – for Table Tops and Edge Color

Standard Program

Solid

XZ4 Black

XZH Designer White

Grade 1

Woodgrain

XZ8 Beigewood

XZE Brazilwood

XZ3 Empire Mahogany

XY6 Espresso Pearwood

XYZ Finnish Oak

XZ2 Fusion Maple

XZZ Walnut

XZ1 Wild Cherry

Grade 1

Woodgrain

XY2 Phantom Charcoal

XY1 Phantom Ecru

XY0 Phantom Pearl

Grade 2

To see all Trendway finish options. go to [Trendway.com](#)

## CROSS REFERENCE

High Pressure Laminate (HPL), Thermofused Laminate (TFL), Edgebanding, Wood Veneer, Panel Vinyl

Solid Color Name	HPL Capture, Choices, Pack, Worksurfaces	TFL Capture, Intrinsic, Trig	Edgeband	Finish Code	Panel Vinyl Choices, TrendWall, Volo
Black		XZ4			
Charcoal**	583		K	K	V39
Designer White**	J0C	XZH	E1	DW	V52
Graphite	J9D		E6		
Gray**				G	
Light Gray**	573		L	L	V51
Platinum**				PA	V53
Sand**	J20		Y	Y	V48
Shadow	J04		E7		
Stucco**	J11		J	J	V49

Pattern Color Name	HPL Capture, Choices, Pack, Worksurfaces	Edgeband
Casual Linen	J6B	E8
Classic Linen	J6A	E9
Crisp Linen	J69	EB
Earthen Twill	J9H	EG
Graphite Twill	J9J	EH
Sarum Twill	J9G	EE

Woodgrain Pattern Name	HPL Capture, Choices, Pack, Worksurfaces	TFL Capture, Intrinsic, Trig	Edgeband	Wood Veneer Volo	Panel Vinyl TrendWall
Beigewood	J0G	XZ8	W8	M4	
Brazilwood	J0D	XZE	WE	M5	
Empire Mahogany		XZ3	W7	M8	
Espresso Pearwood	J9X	XY6	ER		
Finnish Oak	J98	XZY	WY		
Fusion Maple	J25	XZ2	W5	M2	
Phantom Charcoal	J9C	XY2	E5		
Phantom Ecu	J9B	XY1	E4		
Phantom Pearl	J9A	XY0	E3		
Sorrel Pear					AS4
Walnut	J99	XZZ	WZ		
Wild Cherry	J1R	XZ1	W6	M9	

\*\* Trendway standard trim paint color

To see all Trendway finish options, go to [Trendway.com](https://www.trendway.com)

Overview & Order Information	NOTES									
Statement of Line										
Surface Materials										
Training Tables										
Height Adjustable Tables & Screens										
Collaborative, Café & Occasional Tables										
Conference Tables										
Conference & Training Room Components										
Terms & Policies										

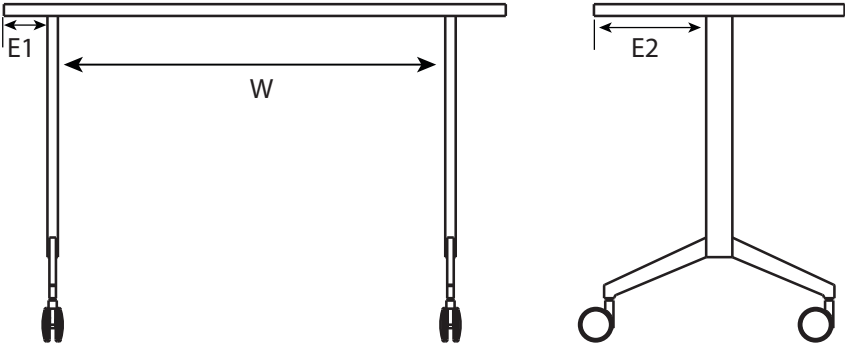
Training Tables

<b>Y Base</b>	
<i>Overview.....</i>	<i>12</i>
<i>Complete Fixed Top Training Table .....</i>	<i>18</i>
<i>Complete Flip Top Training Table .....</i>	<i>21</i>
<i>Table Tops .....</i>	<i>24</i>
<i>Table Bases .....</i>	<i>30</i>
<i>Modesty Panels.....</i>	<i>31</i>
<i>Electrical Options .....</i>	<i>33</i>
<i>Accessories .....</i>	<i>36</i>

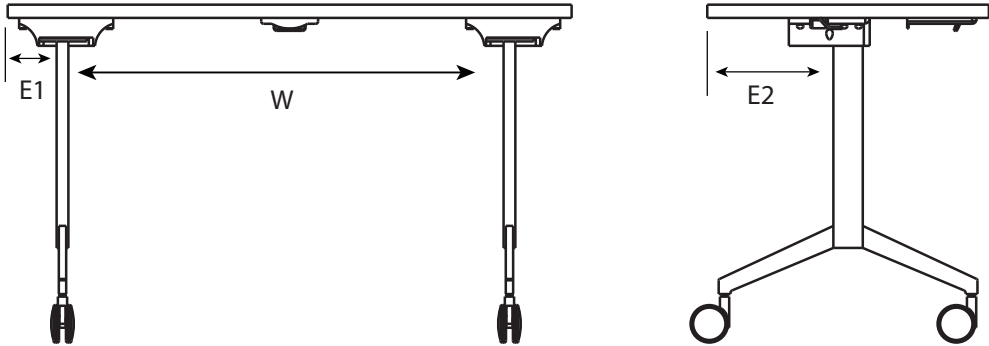
Y Base Overview

Y Base Options for Table Top Shapes		Flip (24" & 30" Deep Top Only)
Table Top Shape	Base Option: Fixed	
Rectangle - HPL & Thermofused	x	x
Pebble Shape - HPL & Thermofused	x	N/A
Half Round - HPL & Thermofused	x	x
Trapezoid - HPL & Thermofused	x	x
Quarter Round - HPL & Thermofused	N/A	N/A

Fixed Base Table



Flip Base Table (Table top flips up for nesting)



## Y Base Table Clearance Dimensions (reference tables on page 12)

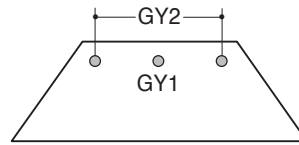
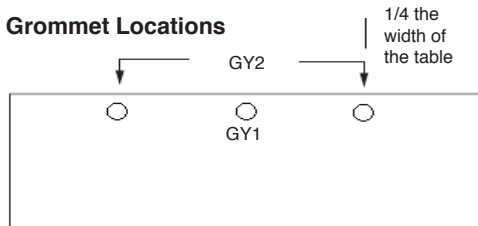
Leg Type:	Fixed Base			Flip Base		
Dimension:	E1	W	E2	E1	W	E2
	Edge of table to outside of leg	Between Legs	Front Edge of Table to the Outside of Leg	Edge of table to outside of leg	Between Legs	Front Edge of Table to the Outside of Leg
<b>Rectangle Top Size:</b>						
24"D x 36"W	3.375	27.25	10.75	4.5	24.875	10.75
24"D x 42"W	3.375	33.25	10.75	4.5	30.875	10.75
24"D x 48"W	3.375	39.25	10.75	4.5	36.875	10.75
24"D x 54"W	3.375	45.25	10.75	4.5	42.875	10.75
24"D x 60"W	3.375	51.25	10.75	4.5	48.875	10.75
24"D x 66"W	3.375	57.25	10.75	4.5	54.875	10.75
24"D x 72"W	3.375	63.25	10.75	4.5	60.875	10.75
30"D x 36"W	3.375	27.25	13.75	4.5	24.875	13.75
30"D x 42"W	3.375	33.25	13.75	4.5	30.875	13.75
30"D x 48"W	3.375	39.25	13.75	4.5	36.875	13.75
30"D x 54"W	3.375	45.25	13.75	4.5	42.875	13.75
30"D x 60"W	3.375	51.25	13.75	4.5	48.875	13.75
30"D x 66"W	3.375	57.25	13.75	4.5	54.875	13.75
30"D x 72"W	3.375	63.25	13.75	4.5	60.875	13.75
36"D x 48"W	3.375	39.25	16.75	N/A	N/A	N/A
36"D x 54"W	3.375	45.25	16.75	N/A	N/A	N/A
36"D x 60"W	3.375	51.25	16.75	N/A	N/A	N/A
36"D x 66"W	3.375	57.25	16.75	N/A	N/A	N/A
36"D x 72"W	3.375	63.25	16.75	N/A	N/A	N/A
<b>Pebble Top Size:</b>						
30"D x 72"W	13	44	13.75	N/A	N/A	N/A
36"D x 72"W	13	44	16.75	N/A	N/A	N/A
<b>Half Round Top Size:</b>						
24"D x 48"W	13.25	19.5	10.75	13.5	19	10.75
30"D x 60"W	13.25	31.5	13.75	16.5	25	13.75
36"D x 72"W	13.25	43.5	16.75	N/A	N/A	N/A
<b>Trapezoid Top Size:</b>						
24"D x 48"W	12	22	10.75	12	22	10.75
30"D x 60"W	14.5	29	13.75	14.5	29	13.75
36"D x 72"W	17	36	16.75	N/A	N/A	N/A
<b>Quarter Round Top Size:</b>						
24"	N/A	N/A	N/A	N/A	N/A	N/A
30"	N/A	N/A	N/A	N/A	N/A	N/A
36"	N/A	N/A	N/A	N/A	N/A	N/A

## Grommet/Pop Up Electrical Units for Trendway Training Tables

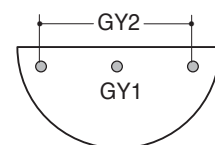
When specifying training tables, grommets or pop up cutouts may be specified for power/data routing and access. Grommets are available in black or silver and come pre-installed in the table top when GY1 or GY2 are specified as the Power Option. If Pop Up electrical units are chosen as the Power Option, the table top will ship with a factory-cut opening to house the unit, but the Pop Up units must be ordered separately. The chart below indicates which Grommet or Pop Up options are available for specific Training Tables.

Code	Position
<b>GY1</b>	Single grommet, centered left-to-right, 4 ¾" in from back of table top for a 24" deep top and 5 ½" in for 30" and 36" deep tops.
<b>GY2</b>	Pair of grommets, ¼ the width of the top in from each side, and 4 ¾" in from back of table top for a 24" deep top and 5 ½" in for 30" and 36" deep tops.
<b>PMP &amp; PNC</b>	One cutout for Pop Up Unit, centered left-to-right, 4 ¾" in from back of table top for a 24" deep top and 5 ½" in for 30" and 36" deep tops.
<b>PMH</b>	One cutout for Pop Up Unit, centered left-to-right, 4 ½" in from back of table top for a 24" deep top and 5 ¼" in for 30" and 36" deep tops.

**Grommet Locations**

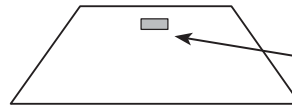
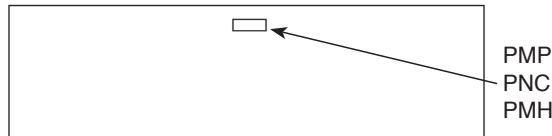


Trapezoid Training Table

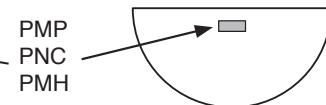


Half Round Training Table

**Pop Up Locations**



Trapezoid Training Table



Half Round Training Table

Dimensions	Grommet		Pop Up		
	GY1	GY2	PMP	PNC	PMH
Rectangle Top					
24"D x 36"W	x	N/A	x	x	x
24"D x 42"W	x	N/A	x	x	x
24"D x 48"W	x	x	x	x	x
24"D x 54"W	x	x	x	x	x
24"D x 60"W	x	x	x	x	x
24"D x 66"W	x	x	x	x	x
24"D x 72"W	x	x	x	x	x
30"D x 36"W	x	N/A	x	x	x
30"D x 42"W	x	N/A	x	x	x
30"D x 48"W	x	x	x	x	x
30"D x 54"W	x	x	x	x	x
30"D x 60"W	x	x	x	x	x
30"D x 66"W	x	x	x	x	x
30"D x 72"W	x	x	x	x	x
36"D x 48"W	x	x	x	x	x
36"D x 54"W	x	x	x	x	x
36"D x 60"W	x	x	x	x	x

Dimensions	Grommet		Pop Up		
	GY1	GY2	PMP	PNC	PMH
Rectangle Top (continued)					
36"D x 66"W	x	x	x	x	x
36"D x 72"W	x	x	x	x	x
Pebble Shape Top					
30"D x 72"W	N/A	N/A	N/A	N/A	N/A
36"D x 72"W	N/A	N/A	N/A	N/A	N/A
Half Round Top					
24"D x 48"W	x	x	x	x	x
30"D x 60"W	x	x	x	x	x
36"D x 72"W	x	x	x	x	x
Trapezoid Top					
24"D x 48"W	x	N/A	x	x	x
30"D x 60"W	x	N/A	x	x	x
36"D x 72"W	x	N/A	x	x	x
Quarter Round Top					
24"	N/A	N/A	N/A	N/A	N/A
30"	N/A	N/A	N/A	N/A	N/A
36"	N/A	N/A	N/A	N/A	N/A

## Training Table Electrical Options

The Angled Leg Training Tables have two Pop Up options: Corded and Daisy Chained and a 4-wire 2 circuit power system.

### Corded Pop Ups

The corded Pop Ups come with a 6' cord that plugs into an outlet. Corded Pop Ups cannot plug into other corded Pop Ups or to Daisy Chain Pop Ups.

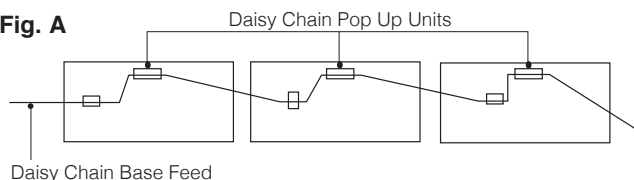
### Daisy Chain Pop Ups

Daisy Chain Pop Ups allow a single Base Feed to power up to eight tables, depending on table width. The Daisy Chain Pop Up consists of three parts, the Base Feed, the Pop Up unit, and the Jumper. The Base Feed plugs into building power using a standard 15 amp plug. The Jumper is used to connect tables 66" and 72" to adjacent tables. In the connection sequence, each Jumper counts as a table in planning for the number of tables that can be linked (maximum eight). The Base Feed prevents overloading and will shut off power if the load is exceeded. It has a regulator with an LED light that is green in normal conditions and red in overload conditions. Pop Up unit includes the Pop Up and two connectors that will each attach to a connector on an adjacent table or to a Base feed.

This example uses three Daisy Chain Pop Up units to run power through three 60" wide tables. Since the tables are all less than 66" wide, no Jumpers are required. (Fig. A)

Daisy Chain Pop Ups as shown on 60" wide table  
3 of 8 connections used.

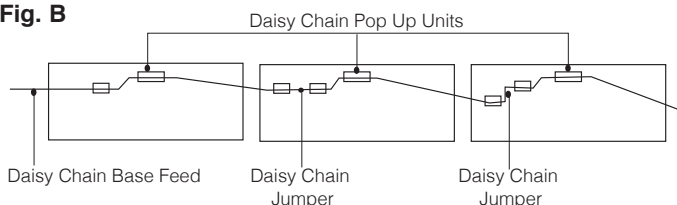
Fig. A



This example uses three Daisy Chain Pop Up units and two Jumpers to run power through three 72" tables. Tables 66" and 72" wide each require one Jumper in order to connect to an adjacent table. (Fig. B)

Daisy Chain Pop Ups as shown on 72" wide table  
5 of 8 connections used.

Fig. B



## Training Table Power System

The Power System provides a 4-wire, 2-circuit system, with 20 Amps for each system (circuit 1 and 2 only). The system accepts up to 10 receptacles per circuit and 20 receptacles per Base Feed, for a total of 10 Power Sets per Base Feed. The main system components include the Power Set, Electrical Harness, H-Connector and Base Feed. Grommets are required to access the power box under the table.

For this layout, the harness length is calculated by the following equation:

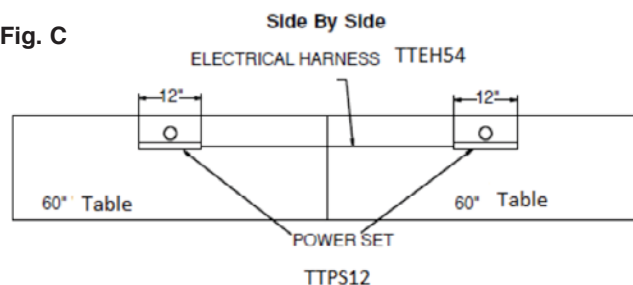
$$(\text{Half of Surface 1 width}) + (\text{Half of Surface 2 width}) - 6" = \text{Harness Length}$$

If calculated harness length does not match an exact size, select next longer length.

Example: Surface (1) is 60" wide  
Surface (2) is 60" wide

$$(30") + (30") - 6" = 54" \text{ (Fig. C)}$$

Fig. C





Modesty Guidelines

Trendway offers five modesty options for Training Tables. Each provides a different function, aesthetic and price to meet various user requirements. All modesty options can be mounted on a Fixed Base table. Laminate, Mesh and Metal modesties have also flip function, and when attached to a Flip Top Table will rotate out of the way when tables are flipped and nested.

Flip Modesty Planning – 24" Deep Tables

There are two configuration options for Laminate, Mesh and Metal flip modesties when specified for 24" deep table tops.

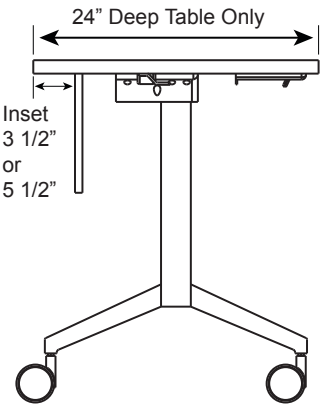

Full width: Modesty must be installed inset from the Table's front edge, 3.5" for Laminate and Metal Modesties and 5.5" for Mesh. Pop Up electrical units and Grommets cannot be specified for this configuration.

12" Shorter: Modesties specified at least 12" shorter than the Table width

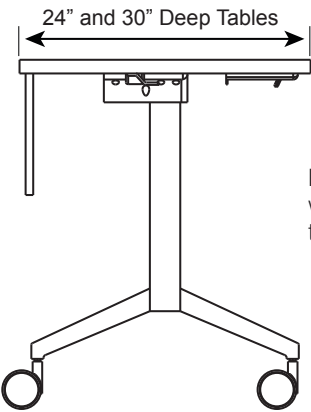
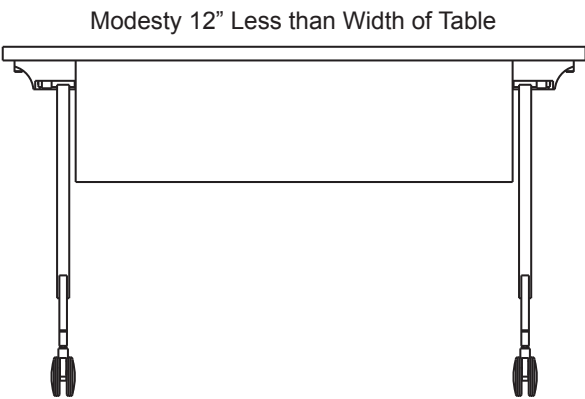
can be mounted at the front edge of the Table. They flip into the clearance space between the table legs. Pop Up units and Grommets can be specified for this configuration.

Flip Modesty Planning – 30" Deep Tables

Modesties specified for 30" deep Tables **must** be 12" shorter than the table width. They can then be mounted at the front edge of the table and can flip into the clearance space between table legs. Pop Up units and Grommets can be specified for this configuration.



Pop up Electrical units can not be used with full width modesties on flip top tables.

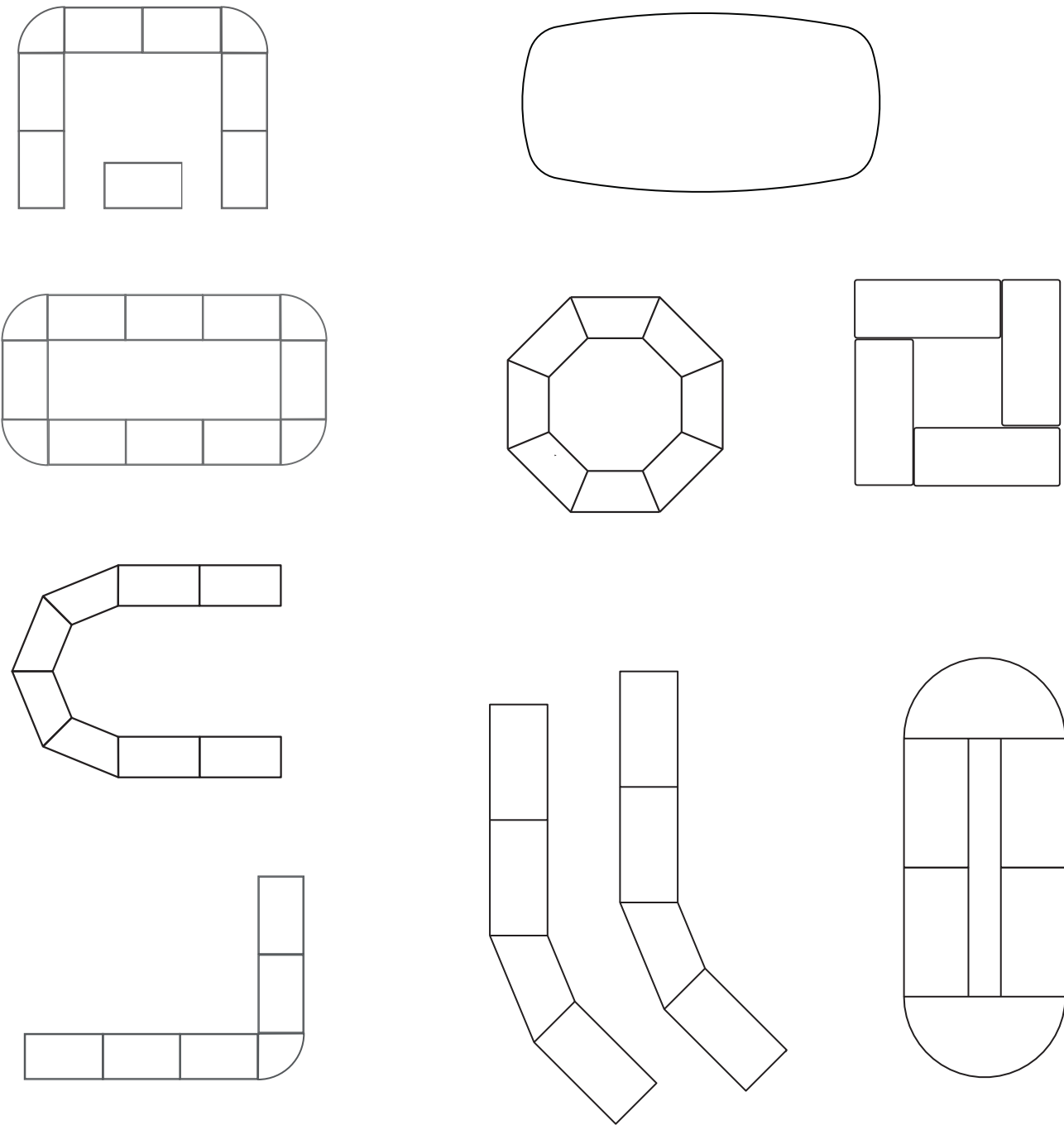


Pop up Electrical units can be used with these inset modesties on flip top tables.

**Note:** 36" deep tables cannot accommodate modesties that flip.

Idea Starters

So many ways to arrange and rearrange for almost any learning environment



**TABLE WEIGHT LIMITS**

Tables with the recommended base/top size combination can support a maximum of 1.5 lb. for each inch of perimeter, evenly distributed.

**WARNING:**

Failure to observe the recommended practices, such as loading beyond listed weight limits, will result in unsafe usage conditions and may result in bodily injury or failure of other components.

Any modification to Trendway product will change the criteria referenced above. Trendway will not honor the product warranty if modifications are made to the product or if the capacities referenced are exceeded.

Complete Fixed Top Rectangle Training Tables – High Pressure Laminate

Complete Tables ship with all parts required for assembly, including top and angled training table Legs. Complete Fixed Top Rectangle Training Tables High Pressure Laminate tops are constructed of high pressure laminate with a 3mm vinyl edge. Table tops are a nominal 1 1/4" thick. Tables are available with glides or locking casters. Casters are 3" high, and available in Black or in a two-tone

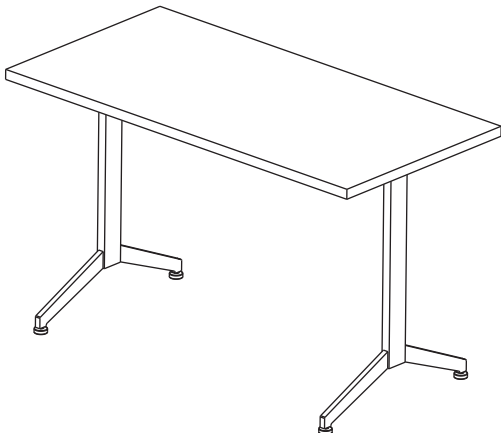
platinum/black color. Tables may also be optioned with a factory-cut opening for a Pop Up Electrical Unit or Grommet. Grommets are available in black or silver and ship with the table when specified.

Pop Up Electrical Units are ordered separately, see pages 33 & 34 for details.

Shipped ready to assemble. Tables are 29" (737) high.

For additional Table Top shapes and sizes and base options please refer to pages 24-30.

Complete Fixed Top Rectangle Training Table – High Pressure Laminate

Dimensions		List Price Laminate Grades			Catalog Number	Casters/ Glides	Power Options	Grommet Color	Wire Manager	Laminate Color	Base Trim Color	Edge Color
Depth	Width	1	2	3								
24" (610)	60" (1524)	\$ 1131	\$ 1159	\$ 1271	TTABFXT2460HPL TTABFXT2472HPL	GL No Cost Glides	NN No Power	GB Black	WMN No Cost No Manager	High Pressure Laminate Color	Standard Finish No Cost	See Surface Materials Page 7
	72" (1829)	1243	1271	1383								
30" (762)	60" (1524)	\$1262	\$1307	\$1481	TTABFXT3060HPL TTABFXT3072HPL	BCB + \$120 Black Casters	GY1 One Grommet Center	GS Silver	WMY + \$45 Wire Manager	(See Surface Materials Page 8)	Premium Finish + \$42 See Surface Materials Page 7	
	72" (1829)	1380	1425	1599								
						BCC + \$120 Two Tone Caster Platinum/ Black	GY2 Two Grommets					
Build your complete Part Number here:						----	---	---	--	--	--	--

Sample  
Part Number:

TTABFXT2460HPL	.BCB	.GY2	.GS	.WMN	.JOC	.DW	.DW			
\$1131	+	\$120	+	N/C	+	N/C	+	N/C	+	N/C

Total Cost \$1251 =

Complete Fixed Top Rectangle Training Tables Thermofused Laminate

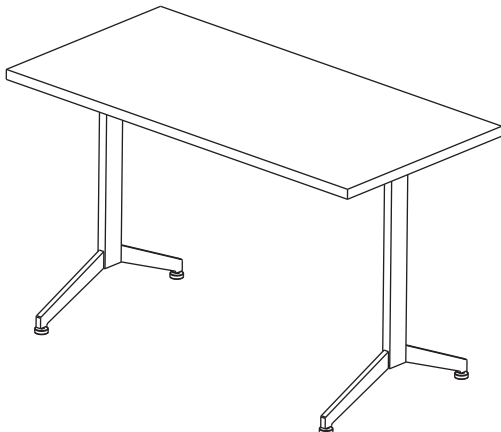
Complete Tables ship with all parts required for assembly, including top and angled training table Legs. Complete Fixed Top Rectangle Training Tables Thermofused Laminate tops are constructed of thermofused laminate with a 3mm vinyl edge. Table tops are a nominal 1" thick. Tables are available with glides or locking casters. Casters are 3" high, and available in Black or in a two-tone

platinum/black color. Tables may also be optioned with a factory-cut opening for a Pop Up Electrical Unit or Grommet. Grommets are available in black or silver and ship with the table when specified

Pop Up Electrical Units are ordered separately, see pages 33 & 34 for details.

Shipped ready to assemble. Tables are 28.75" (730) high.

For additional Table Top shapes and sizes and base options please refer to pages 24-30.

Complete Fixed Top Rectangle Training Table – Thermofused											
Dimensions		List Price Thermofused Grades		Catalog Number	Casters/ Glides	Power Options	Grommet Color	Wire Manager	Thermo-fused Color	Base Trim Color	Edge Color
Depth	Width	1	2								
24" (610)	60" (1524)	\$ 1038	\$ 1054	TTABFXT2460TFL TTABFXT2472TFL	GL No Cost Glides  BCB + \$120 Black Casters  BCC + \$120 Two Tone Caster Platinum/ Black  PMP Basic Cut Out  PNC Multi- function Cut Out  PMH Aluminum Cut Out	NN No Power  GY1 One Grommet in Center  GY2 Two Grommets  PMP Basic Cut Out  PNC Multi- function Cut Out  PMH Aluminum Cut Out	GB Black  GS Silver	WMN No Cost No Manager  WMY + \$45 Wire Manager	Thermo- fused  (See Surface Materials Page 8)	Standard Finish No Cost  Premium Finish + \$42  See Surface Materials Page 7	See Surface Materials Page 7
	72" (1829)	1130	1161								
30" (762)	60" (1524)	\$ 1157	\$ 1188								
	72" (1829)	1260	1291								
											
Build your complete Part Number here:				-----	---	---	--	--	---	--	--

Sample Part Number:

TTABFXT2460TFL	.BCB	.GY2	.GS	.WMN	.JOC	.DW	.DW					
\$1038	+	\$120	+	N/C	+	N/C	+	N/C	+	N/C	+	N/C

Total Cost \$1158 =

Modesty Panels

The following Modesty Panels can be specified for the Complete Fixed Top Tables on page 18 and 19.

Laminate Modesty

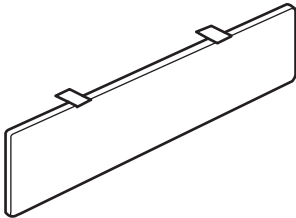
The Laminate Modesty is 10" in height, 5/8" thick and constructed of High Pressure Laminate. It is available in 21 colors with matching edge color. The Modesty should be specified at the same width as the table top to which it will be attached. Mounting hardware is included.

Mesh Modesty

The Mesh Modesty has a narrow metal frame covered in black mesh. It includes a Velcro closure pocket for cable management. The Modesty is 12" in height. Available in black mesh only.

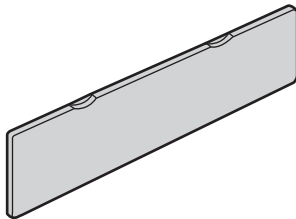
Metal Modesty

With a clean, simple aesthetic, the Metal Modesty is 10" in height with a very narrow side profile. It is constructed of steel and available in all Trendway trim colors. Mounting hardware is included.



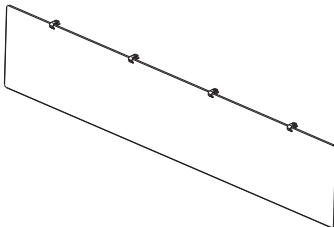
Training Table Laminate Modesty Panels – Fixed Top

Dimension Width	List Price			Catalog Number	Modesty	Laminate Color
	1	2	3			
60" (1524)	\$ 376	\$ 421	\$ 595	TTLMP60	FXM	Select High Pressure Laminate Colors Available (See Surface Material Page 8)
72" (1829)	402	447	621	TTLMP72	No Cost Fixed	



Training Table Mesh Modesty Panels – Fixed Top

Dimension Width	List Price	Catalog Number
60" (1524)	\$ 259	TTMSHP60
72" (1829)	284	TTMSHP72



Training Table Metal Modesty Panels – Fixed Top

Dimension Width	List Price	Catalog Number	Trim Color
66" (1676)	\$ 267	TTMTLP60	Standard Finish No Cost  Premium Finish + \$20  (See Surface Material Page 7)
72" (1829)	301	TTMTLP72	
Build your complete Part Number here:		-----	--

Sample  
Part Number:

TTMTLP60	.TG
----------	-----

Total Cost \$267 =

\$267	+	N/C
-------	---	-----

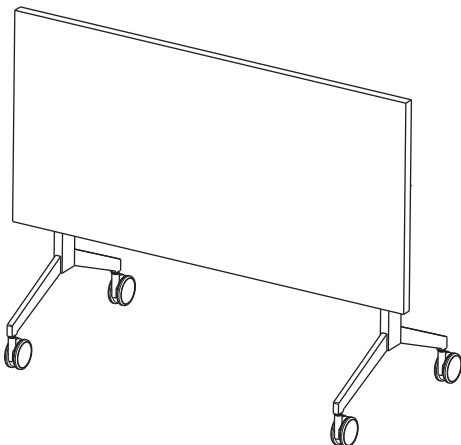
Complete Flip Top Rectangle Training Tables High Pressure Laminate

Flip Top Tables offer a simple flip function that allows multiple tables to be nested together for space-saving storage. Complete Tables ship with all parts required for assembly, including top and angled training table Legs. Complete Flip Top Rectangle Training Tables High Pressure Laminate tops are constructed of high pressure laminate with a 3mm vinyl edge. Table tops are a nominal 1 1/4" thick. Tables

ship standard with locking casters. Casters are 3" high, and are available in Black or in a two-tone platinum/black color. Tables may be optioned with a factory-cut opening for a Pop Up Electrical Unit or with a Grommet. Grommets are available in black or silver and ship with the table when specified.

Pop Up Electrical Units are ordered separately, see pages 33-34 for details.

Shipped ready to assemble. Tables are 29" (737) high.  
For additional Table Top shapes and sizes and base options please refer to pages 24-30.

Complete Flip Top Rectangle Training Table – High Pressure Laminate												
Dimensions		List Price			Catalog	Casters	Power	Grommet	Wire	Laminate	Base	Edge
Depth	Width	Laminate	Grades	Number								
		1	2	3								
24" (610)	60" (1524)	\$2104	\$2132	\$2244	TTABFLP2460HPL TTABFLP2472HPL	BCB Black Casters	NN No Power	GB Black	WMN No Cost No Manager	High Pressure Laminate Color	Standard Finish No Cost	See Surface Materials Page 7
	72" (1829)	2214	2242	2354								
30" (762)	60" (1524)	\$2235	\$2280	\$2454	TTABFLP3060HPL TTABFLP3072HPL	BCC Two Tone Caster Platinum/ Black	GY1 One Grommet in Center	GS Silver	WMY + \$45 Wire Manager	(See Surface Materials Page 8)	Premium Finish + \$42	See Surface Materials Page 7
	72" (1829)	2351	2396	2570								
												
Build your complete Part Number here:						_____	____	____	____	____	____	____

Sample Part Number:

TTABFLP2460HPL	.BCB	.GY2	.GS	.WMN	.JOC	.DW	.DW					
\$2104	+	N/C	+	N/C	+	N/C	+	N/C	+	N/C	+	N/C

Total Cost \$2104 =

Complete Flip Top Rectangle Training Tables Thermofused Laminate

Flip Top Tables offer a simple flip function that allows multiple tables to be nested together for space-saving storage. Complete Tables ship with all parts required for assembly, including top and angled training table Legs. Complete Flip Top Rectangle Training Tables Thermofused Laminate tops are constructed of thermofused laminate with a 3mm vinyl edge. Table tops are a nominal 1" thick. Tables ship

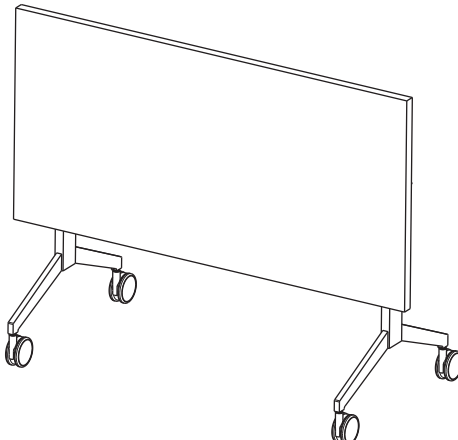
standard with locking casters. Casters are 3" high, and are available in Black or in a two-tone platinum/black color. Tables may be optioned with a factory-cut opening for a Pop Up Electrical Unit or with a Grommet. Grommets are available in black or silver and ship with the table when specified

Pop Up Electrical Units are ordered separately, see page 33-34 for details.

Shipped ready to assemble. Tables are 28.75" (730) high.

For additional Table Top shapes and sizes and base options please refer to pages 24-30.

Complete Flip Top Rectangle Training Table – Thermofused Laminate

Dimensions		List Price Thermofused Grades		Catalog Number	Casters/ Glides	Power Options	Grommet Color	Wire Manager	Thermo-fused Color	Base Trim Color	Edge Color
Depth	Width	1	2								
24" (610)	60" (1524)	\$ 2009	\$ 2025	TTABFLP2460TFL TTABFLP2472TFL	BCB Black Casters	NN No Power	GB Black	WMN No Cost No Manager	Thermo-fused  (See Surface Materials Page 8)	Standard Finish No Cost	See Surface Materials Page 7
	72" (1829)	2103	2134								
30" (762)	60" (1524)	\$ 2129	\$ 2160	TTABFLP3060TFL TTABFLP3072TFL	BCC Two Tone Caster Platinum/Black	GY1 One Grommet in Center	GS Silver	WMY + \$45 Wire Manager		Premium Finish + \$42	See Surface Materials Page 7
	72" (1829)	2230	2261								
											
Build your complete Part Number here:					_____	____	____	__	____	__	__

Sample Part Number:

TTABFLP2460TFL	.BCB	.GY2	.GS	.WMN	.JOC	.DW	.DW	
\$2009	+	N/C	+	N/C	+	N/C	+	N/C

Total Cost \$2009 =

Modesty Panels

The following Modesty Panels can be specified for the Complete Flip Top Tables on page 21 and 22. They have a flip function and will tilt out of the way when Flip Top Tables are flipped and nested. See Modesty Guidelines on page 16 for more details.

Laminate Modesty

The Laminate Modesty is 10" high, 5/8" thick and constructed of High Pressure Laminate. It is available in 21 colors with matching edge color. The Laminate Modesty option has a

flip function and will fold out of the way when Flip Top Tables are flipped and nested. Mounting hardware is included.

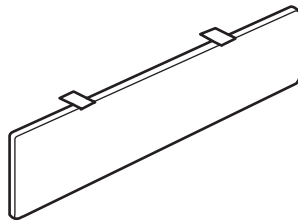
Mesh Modesty

The Mesh Modesty has a narrow metal frame covered in black mesh. It includes a Velcro closure pocket for cable management. The Modesty is 12" high and has a flip function and will fold down out of the way when Tables are flipped and nested. Available in black mesh only.

Metal Modesty

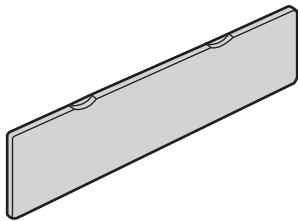
With a clean, simple aesthetic, Metal Modesty is 10" in height with a very narrow side profile. The Metal Modesty has a flip function and will fold down out of the way when Flip Top Tables are flipped and nested. It is constructed of steel and available in all Trendway trim colors. Mounting hardware is included.

Training Table Laminate Modesty Panels – Flip Top



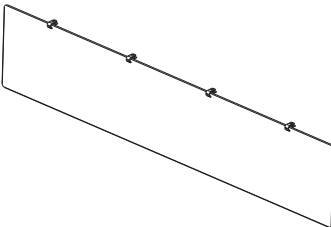
Dimension Width	Fits Tables Sizes	List Price			Catalog Number	Modesty	Laminate Color
		1	2	3			
48" (1219)	24x60 with power, 30x60 with or without power	\$ 221	\$ 249	\$ 361	TTLMP48	FDM + \$52 Flip	Select High Pressure Laminate Colors Available (See Surface Material Page 8)
60" (1524)	24x60 with no power, 24x72 with power, 30x72 with or without power	376	421	595	TTLMP60		
72" (1829)	24x72 with no power	402	447	621	TTLMP72		

Training Table Mesh Modesty Panels – Flip Top



Dimension Width	Fits Tables Sizes	List Price	Catalog Number
48" (1219)	24x60 with power, 30x60 with or without power	\$ 235	TTMSHP48
60" (1524)	24x60 with no power, 24x72 with power, 30x72 with or without power	259	TTMSHP60
72" (1829)	24x72 with no power	284	TTMSHP72

Training Table Metal Modesty Panels – Flip Top



Dimension Width	Fits Tables Sizes	List Price	Catalog Number	Trim Color
48" (1219)	24x60 with power, 30x60 with or without power	\$ 234	TTMTLP48	Standard Finish No Cost
60" (1524)	24x60 with no power, 24x72 with power, 30x72 with or without power	267	TTMTLP60	
72" (1829)	24x72 with no power	301	TTMTLP72	Premium Finish + \$20 (See Surface Material Page 7)
Build your complete Part Number here:			-----	--

Sample Part Number:

TTMTLP48	.TG
----------	-----

Total Cost \$234 =

\$234	+	N/C
-------	---	-----



High Pressure Laminate Rectangle Training Table Tops

High Pressure Laminate Training Table Tops are constructed with High Pressure laminate and have a 3mm vinyl edge. Table Tops are a nominal 1¼" thick. They are available with an optional black or silver grommet or a factory-cut opening for a pop up unit.

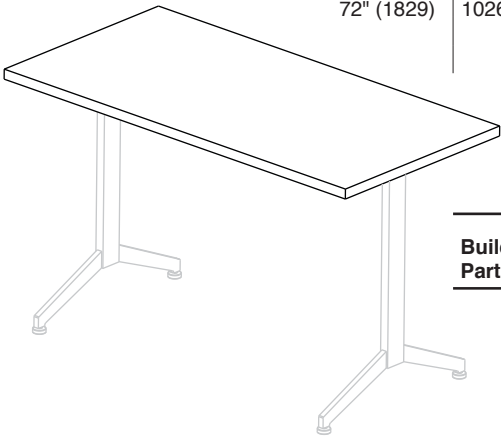
Pop ups are ordered separately, see pages 33-34 for details.

These Table Tops are designed for use with the Angled Training Table Base.

They are drilled to accept Fixed and Flip bases (except 36" deep tops).

High Pressure Laminate Rectangle Training Table Top

Dimensions		List Price			Catalog Number	Power Options	Grommet Color	Laminate Color	Edge Color
Depth	Width	1	2	3					
24" (610)	36" (914)	\$ 278	\$ 306	\$ 418	TTRT2436HPL	NN No Power	GB Black	High Pressure Laminate Color  (See Surface Materials Page 8)	See Surface Materials Page 7
	42" (1067)	287	315	427	TTRT2442HPL				
	48" (1219)	293	321	433	TTRT2448HPL	GY1 One Grommet Center			
	54" (1372)	556	584	696	TTRT2454HPL				
	60" (1524)	620	648	760	TTRT2460HPL	GY2 Two Grommets for 48" and wider work surfaces			
	66" (1676)	700	728	840	TTRT2466HPL				
	72" (1829)	731	759	871	TTRT2472HPL				
30" (762)	36" (914)	\$ 262	\$ 290	\$ 402	TTRT3036HPL	PMP Basic Pop Up Cut Out			
	42" (1067)	268	296	408	TTRT3042HPL				
	48" (1219)	278	306	418	TTRT3048HPL	PNC Multifunction Pop Up Cut Out			
	54" (1372)	636	681	855	TTRT3054HPL				
	60" (1524)	675	720	894	TTRT3060HPL	PMH Aluminum Pop Up Cut Out			
	66" (1676)	756	801	975	TTRT3066HPL				
	72" (1829)	795	840	1014	TTRT3072HPL				
36" (914)	48" (1219)	\$ 476	\$ 521	\$ 695	TTRT3648HPL				
	54" (1372)	828	873	1047	TTRT3654HPL				
	60" (1524)	939	984	1158	TTRT3660HPL				
	66" (1676)	1012	1070	1301	TTRT3666HPL				
	72" (1829)	1026	1084	1315	TTRT3672HPL				
Build your complete Part Number here:					-----	---	--	---	--



Sample Part Number:

TTRT2436HPL	.GY1	.GS	.JOC	.DW
\$278	+	N/C	+	N/C

Total Cost \$278 =

### Thermofused Laminate Rectangle Training Table Tops

Thermofused Laminate Training Table Tops are constructed with Thermofused laminate and have a 3mm vinyl edge. Table Tops are 1" thick. They are available with an optional black or silver grommet or a factory-cut opening for a pop up units.

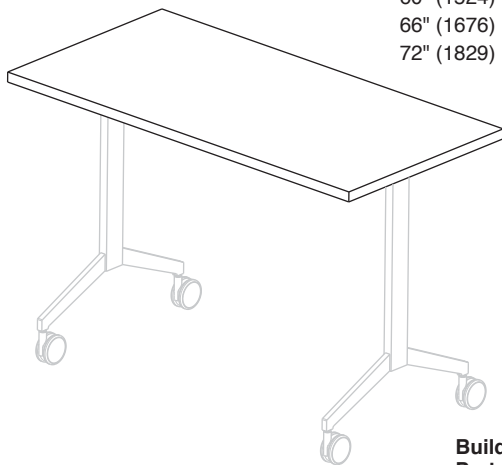
These Table Tops are designed for use with the Angled Training Table Base.

They are drilled to accept Fixed and Flip bases (except 36" deep tops).

Pop ups are ordered separately, see pages 33-34 for details.

#### Thermofused Laminate Rectangle Training Table Top

Dimensions		List Price Thermofused Grades		Catalog Number	Power Options	Grommet Color	Thermofused Color	Edge Color
Depth	Width	1	2					
24" (610)	36" (914)	\$ 234	\$ 250	TTRT2436TFL	NN	GB	Thermofused Laminate Color  (See Surface Materials Page 8)	See Surface Materials Page 7
	42" (1067)	242	258	TTRT2442TFL	No Power	Black		
	48" (1219)	248	264	TTRT2448TFL				
	54" (1372)	471	487	TTRT2454TFL	GY1	GS		
	60" (1524)	525	541	TTRT2460TFL	One Grommet	Silver		
	66" (1676)	592	623	TTRT2466TFL	Center			
	72" (1829)	619	650	TTRT2472TFL				
30" (762)	36" (914)	\$ 221	\$ 237	TTRT3036TFL	GY2			
	42" (1067)	228	259	TTRT3042TFL	Two Grommets			
	48" (1219)	234	265	TTRT3048TFL	for 48" and wider work surfaces			
	54" (1372)	538	569	TTRT3054TFL				
	60" (1524)	571	602	TTRT3060TFL				
	66" (1676)	639	670	TTRT3066TFL	PMP			
	72" (1829)	673	704	TTRT3072TFL	Basic Pop Up Cut Out			
36" (914)	48" (1219)	\$ 403	\$ 434	TTRT3648TFL				
	54" (1372)	700	755	TTRT3654TFL				
	60" (1524)	795	850	TTRT3660TFL	PNC			
	66" (1676)	855	910	TTRT3666TFL	Multifunction Pop Up Cut Out			
	72" (1829)	868	923	TTRT3672TFL	PMH			
Build your complete Part Number here:				_____	___	__	___	__



Sample Part Number:

Total Cost \$234 =

TTRT2436TFL	.GY1	.GS	.JOC	.DW				
\$234	+	N/C	+	N/C	+	N/C	+	N/C

High Pressure Laminate Pebble Shape Training Table Tops

Pebble Training Table Tops are constructed with High Pressure Laminate top and have a 3mm vinyl edge. The Tops are a nominal 1 1/4" thick. Bases on this table are more inset, allowing people to sit comfortably all the way around the table. See the table clearance chart on page 13 for base location.

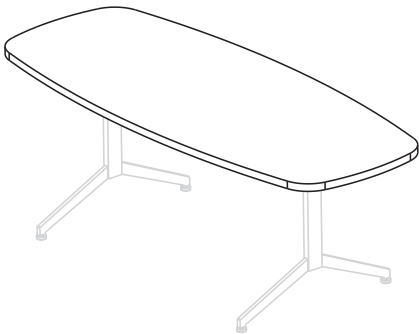
These Table Tops are designed for use with the Angled Training Table Base. They are drilled to accept Fixed base only.

Thermofused Laminate Pebble Shape Training Table Tops

Thermofused Pebble Training Table Tops are constructed with Thermofused laminate and have a 3mm vinyl edge. The Tops are 1" thick. Bases on this table are more inset, allowing people to sit comfortably all

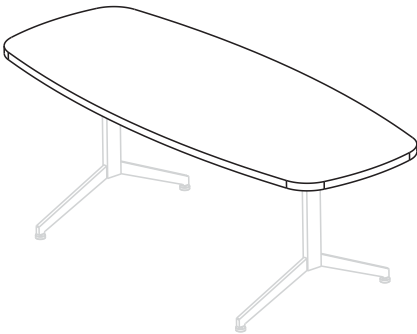
the way around the table. See the table clearance chart on page 13 for base location.

These Table Tops are designed for use with the Angled Training Table Base. These tops are drilled to accept the Fixed base only.



High Pressure Laminate Pebble Shape Training Table Top

Dimensions		List Price Laminate Grades			Catalog Number	Laminate Color	Edge Color
Depth	Width	1	2	3			
30" (762)	72" (1829)	\$ 771	\$ 816	\$ 990	TTPBL3072HPL TTPBL3672HPL	High Pressure Laminate Color  (See Surface Materials Page 8)	See Surface Materials Page 7
36" (914)	72" (1829)	993	1051	1282			



Thermofused Laminate Pebble Shape Training Table Top

Dimensions		List Price Thermofused Grades		Catalog Number	Thermo- fused Color
Depth	Width	1	2		
30" (762)	72" (1829)	\$ 651	\$ 682	TTPBL3072TFL TTPBL3672TFL	Thermo- fused Laminate Color  (See Surface Materials Page 8)
36" (914)	72" (1829)	841	896		
Build your complete Part Number here:				_____	____

Sample  
Part Number:

TTPBL3072HPL	.JOC	.DW
--------------	------	-----

Total Cost \$771 =

\$771	+	N/C	+	N/C
-------	---	-----	---	-----

High Pressure Laminate Half Round Training Table Tops

These Half Round Training Table Tops are constructed with High Pressure Laminate and have a 3mm vinyl edge. Tops are a nominal 1 1/4" thick.

The Table Tops are available with an optional black or silver grommet or into a factory-cut opening for a pop up units.

Pop ups are ordered separately, see pages 33 & 34 for details.

These Table Tops are designed for use

with the Angled Training Table Base. They are drilled to accept Fixed and Flip bases (except 36" deep tops).

Half Round Table Tops can be paired to create a circle shaped table, or used as a cap at the end of a group of rectangle tables.

Thermofused Laminate Half Round Training Table Tops

These Half Round Training Table Tops are constructed with Thermofused laminate and have a 3mm vinyl edge. Tops are 1" thick. The Tops are

available with an optional black or silver grommet or a factory-cut opening for a pop up.

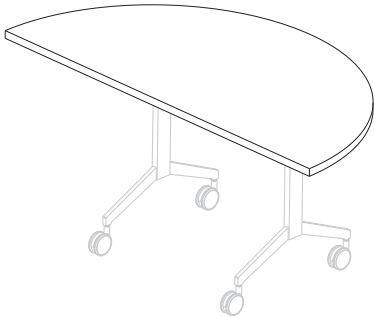
Pop ups are ordered separately, see pages 33 & 34 for details.

These Table Tops are designed for use with the Angled Training Table Base. These tops are drilled to accept Fixed or Flip bases (except 36" deep tops).

Half Round Table Tops can be paired to create a circle shaped table, or used as a cap at the end of a group of rectangle tables.

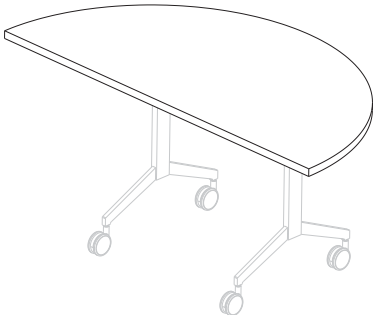
High Pressure Laminate Half Round Training Table Top

Dimensions		List Price			Catalog Number	Power Options	Grommet Color	Laminate Color	Edge Color
Depth	Width	1	2	3					
24" (610)	48" (1219)	\$ 445	\$ 473	\$ 585	TTHRT2448HPL	NN No Power	GB Black	High Pressure Laminate Color	See Surface Materials Page 7
30" (762)	60" (1524)	636	681	855	TTHRT3060HPL	GY1 One Grommet Center	GS Silver	(See Surface Materials Page 8)	
36" (914)	72" (1829)	756	814	1045	TTHRT3672HPL	GY2 Two Grommets			
						PMP Basic Pop Up Cut Outs			
						PNC Multifunction Pop Up Cut Outs			
						PMH Aluminum Pop Up Cut Outs			



Thermofused Laminate Half Round Training Table Top

Dimensions		List Price		Catalog Number	Thermo-fused Color
Depth	Width	1	2		
24" (610)	48" (1219)	\$ 376	\$ 392	TTHRT2448TFL	Thermo-fused Laminate Color
30" (762)	60" (1524)	538	569	TTHRT3060TFL	(See Surface Materials Page 8)
36" (914)	72" (1829)	639	694	TTHRT3672TFL	



Sample Part Number:

TTHRT2448HPL	.GY1	.GS	.JOC	.DW
--------------	------	-----	------	-----

Total Cost \$445 =

\$445	+	N/C	+	N/C	+	N/C	+	N/C
-------	---	-----	---	-----	---	-----	---	-----

Trapezoid Table Tops can be arranged to create many configurations and environments. For instance, they can be used as corner transitions, or combined with rectangles to create a video conference space.

[illegible]

High Pressure Laminate Quarter Round Tops

These Quarter Round Tops are constructed with High Pressure Laminate and have a 3mm vinyl edge. Tops are a nominal 1 1/4" thick. They can be used in conjunction with rectangular tables to provide a rounded 90 degree transition. Tops come with attachment hardware.

To ensure that Quarter Round tops line up with the Rectangular tops, be sure to

order both top pieces with the same top material (High Pressure Laminate vs Thermofused Laminate).

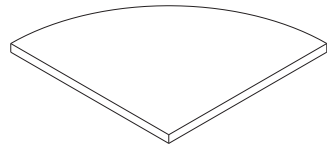
Thermofused Laminate Quarter Round Tops

These Quarter Round Tops are constructed with High Pressure Laminate and have a 3mm vinyl edge. Tops are 1" thick. They can be used in conjunction with rectangular tables to provide a rounded 90 degree transition. Tops come with attachment hardware.

To ensure that Quarter Round tops line up with the Rectangular tops, be sure to order both top pieces with the same top material (High Pressure Laminate vs Thermofused Laminate).

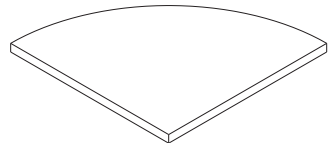
High Pressure Laminate Quarter Round Training Table Top

Dimensions		List Price			Catalog Number	Laminate Color	Edge Color
Depth	Width	1	2	3			
24" (610)	24" (610)	\$ 317	\$ 336	\$ 410	TTQR24HPL	High Pressure Laminate Color  (See Surface Materials Page 8)	See Surface Materials Page 7
30" (762)	30" (762)	357	376	450	TTQR30HPL		
36" (914)	36" (914)	571	599	711	TTQR36HPL		



Thermofused Laminate Quarter Round Training Table Top

Dimensions		List Price		Catalog Number	Thermofused Color	
Depth	Width	Thermofused 1	Grades 2			
24" (610)	24" (610)	\$ 267	\$ 283	TTQR24TFL	Thermofused Laminate Color  (See Surface Materials Page 8)	
30" (762)	30" (762)	301	317	TTQR30TFL		
36" (914)	36" (914)	437	453	TTQR36TFL		
Build your complete Part Number here:				-----	---	--



Sample Part Number:

TTQR24HPL	.JOC	.DW
-----------	------	-----

Total Cost \$317 =

\$317	+	N/C	+	N/C
-------	---	-----	---	-----

Fixed Angle Training Table Base

The Fixed Angle Base is designed for use with the Table Tops found on pages 24-28. It ships as a set of two leg units. Fixed Angle Bases are available with Locking Casters or Glides. Optional Casters are 3" high, and available in Black or in 2-Tone platinum/black color. Bases are designed to produce a table 29" high when used with High Pressure Laminate tops, and 28 ¾" high when used with Thermofused laminate tops. Bases are available in all Trendway trim colors.

22" legs are required for use on 24" deep table tops. 28" legs can be used on 30" and 36 inch deep table tops.

If attaching this Base to a table top not supplied by Trendway, it is the customer's responsibility to provide an adequate number of base supports and to install it according to the instructions provided.

The optional Wire Manager conceals and routes wires and cables from the table top to the floor. The black plastic unit affixes to the inside of the table leg with the double-sided adhesive included. When WMY is specified, one wire manager will ship with the Bases.

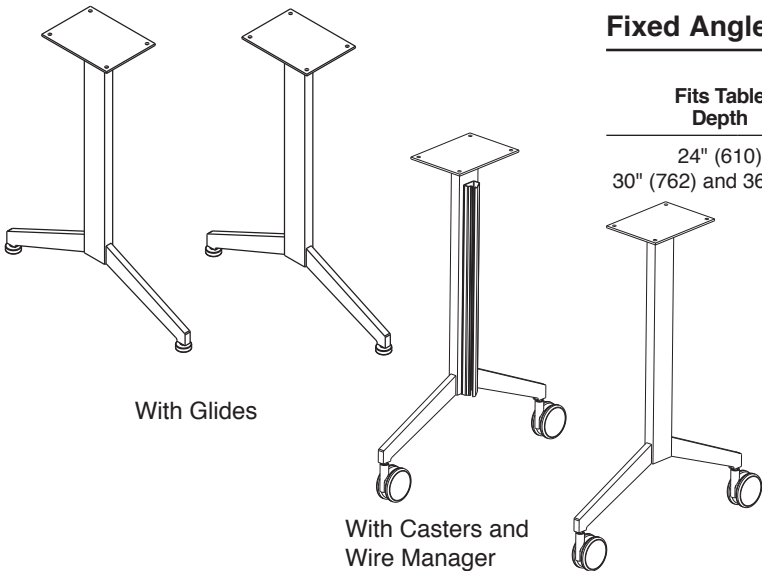
Flip Angle Training Table Base

The Flip Angle Base is designed for use with the Table Tops found on pages 24-25 and 27-28. It ships as a set of two leg units. The Flip Angle Base allows the Table Top to flip forward to allow multiple tables to nest together. These Bases are available with Casters only. Casters are 3" high, and available in Black or in 2-Tone platinum/black color. Bases are designed to produce a table 29" high when used with High Pressure Laminate tops, and 28 ¾" high when used with Thermofused laminate tops.

Bases are available in all Trendway trim colors.  
22" legs are required for use on 24" deep table tops. 28" legs can be used on 30" deep table tops.  
**Note: Flip Angle Bases cannot accommodate 36" deep Table Tops.**

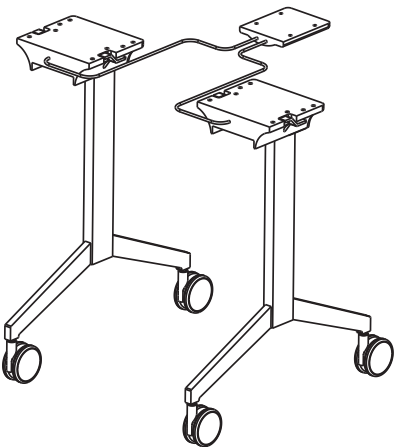
If attaching this Base to a table top not supplied by Trendway, it is the customer's responsibility to provide an adequate number of base supports and to install it according to the instructions provided.

The optional Wire Manager conceals and routes wires and cables from the table top to the floor. The black plastic unit affixes to the inside of the table leg with the double-sided adhesive included. When WMY is specified, one wire manager will ship with the Base.



Fixed Angled Training Table Bases

Fits Table Depth	List Price	Catalog Number	Casters/ Glides	Wire Manager	Base Trim Color
24" (610)	\$ 511	TTFXTB22	GL	WMN	Standard Finish
30" (762) and 36" (914)	585	TTFXTB28	No Cost No Wire Manager	No Cost No Wire Manager	No Cost
			BCB + \$120 Black Casters	WMY + \$45 Wire Manager	Premium Finish + \$42
			BCC + \$120 Two Tone Casters Platinum/ Black		See Surface Materials Page 7



Flip Angled Training Table Bases

Fits Table Depth	List Price	Catalog Number	Casters
24" (610)	\$1482	TTFPTB22	BCB
30" (762)	1557	TTFPTB28	No Cost Black Casters
			BCC No Cost Two Tone Casters Platinum/ Black
Build your complete Part Number here:		---	---

Sample Part Number:	TTFXTB22	.BCB	.WMN	.PA
---------------------	----------	------	------	-----

Total Cost	\$673 =	\$511	+	\$120	+	N/C	+	\$42
------------	---------	-------	---	-------	---	-----	---	------



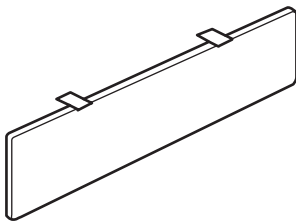
TRAINING TABLE ACCESSORIES

Laminate Modesty

The Laminate Modesty is 10" high, 5/8" thick and constructed of High Pressure Laminate. It is available in 21 colors with matching edge color. The Modesty should be specified at the same width as the table top to which it will be attached. Mounting hardware is included. 24" (610) 30" (762) and 36" (914) modesties are for use on the short side of Trapezoid Tables. Mounting hardware is included.

**Note:** See Modesty Guidelines on page 16.

The Laminate Modesty is available in a Fixed and Flip version. The Flip Modesty option is designed for the Flip Top Table configuration and folds down when the Top is flipped to accommodate nesting and storage.



Training Table Laminate Modesty Panels

Dimension Width	List Price Laminate Grades			Catalog Number	Fixed/ Flipping	Laminate Color
	1	2	3			
24" (610)	\$ 188	\$ 216	\$ 328	TTLMP24	FXM No Cost Fixed	Select High Pressure Laminate Colors Available (See Surface Materials Page 8)
30" (762)	193	221	333	TTLMP30		
36" (914)	209	237	349	TTLMP36		
42" (1067)	213	241	353	TTLMP42	FDM + \$52 Flip	
48" (1219)	221	249	361	TTLMP48		
54" (1372)	337	382	556	TTLMP54		
60" (1524)	376	421	595	TTLMP60		
66" (1676)	390	435	609	TTLMP66		
72" (1829)	402	447	621	TTLMP72		
Build your complete Part Number here:				-----	---	--

Sample Part Number:

TTLMP24	.FXM	.JOC
-----	---	---

Total Cost \$188 =

\$188	+	N/C	+	N/C
-------	---	-----	---	-----



Mesh Modesty

The Mesh Modesty has a narrow metal frame covered in black mesh. It includes a Velcro closure pocket for cable management. The Modesty is 12" high and can be utilized as a Fixed Modesty or can fold down when the Top is flipped to accommodate nesting and storage on a Flip Top Table.

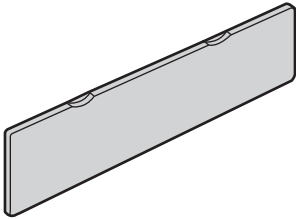
**Note:** See Modesty Guidelines on page 16.

Available in Black mesh only.

Metal Modesty

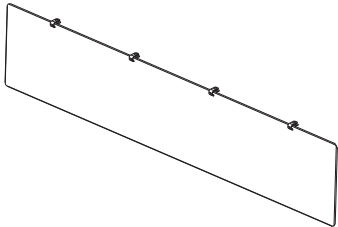
With a clean, simple aesthetic, Metal Modesty is 10" in height with a very narrow side profile. The Metal Modesty can be used with the Flip Top Table and will fold down to accommodate flipping and nesting. It is constructed of steel and available in all Trendway trim colors. Mounting hardware is included.

**Note:** See Modesty Guidelines on page 16.



Training Table Mesh Modesty Panels

Dimension Width	List Price	Catalog Number
36" (914)	\$ 221	TTMSHP36
42" (1067)	228	TTMSHP42
48" (1219)	235	TTMSHP48
53" (1346)	252	TTMSHP54
60" (1524)	259	TTMSHP60
66" (1676)	279	TTMSHP66
72" (1829)	284	TTMSHP72



Training Table Metal Modesty Panels

Dimension Width	List Price	Catalog Number	Trim Color
24" (610)	\$ 193	TTMTLP24	Standard Finish No Cost
30" (762)	201	TTMTLP30	
36" (914)	209	TTMTLP36	
42" (1067)	215	TTMTLP42	Premium Finish + \$20
48" (1219)	234	TTMTLP48	
54" (1372)	248	TTMTLP54	
60" (1524)	267	TTMTLP60	(See Surface Materials Page 7)
66" (1676)	283	TTMTLP66	
72" (1829)	301	TTMTLP72	
Build your complete Part Number here:		-----	

Sample  
Part Number:

TTMSHP36

Total Cost \$221 =

\$221

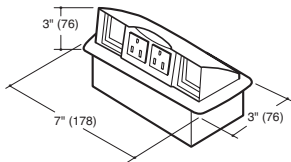
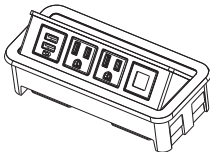



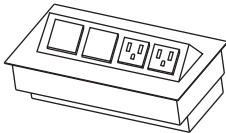


Corded Pop Up Electrical Units

Corded Pup Ups consist of the unit and 6' cord which plugs into an adjacent standard 15 amp outlet. The unit inserts into a factory-cut electrical opening in the table top. All units are UL and CUL listed.

The Pop Up must be ordered to match the factory-cut electrical opening specified for the Table Top.

**Note:** Corded Pop Up units cannot connect to other Corded Pop Up units or Daisy Chain Pop Up units.

Refer to pages 14 and 15 for additional pop up information.

Training Table Corded Pop Up Electrical Units					
Basic	Dimensions		List Price	Catalog Number	
	Width	Depth			
		Basic Pop Up (PMP Option) 7" (178) 3" (76) BLACK 2 Power Ports, 2 Open Ports		\$ 350	TTPMP2P2D
Multifunction		Multifunction Pop Up (PNC Option) 7 1/4" (184) 3 5/16" (84) BLACK 2 Power Ports, 2 USB Ports 2 Power Ports, 1 USB Port, 1 Data Port 2 Power Ports, 2 Data Ports WHITE 2 Power Ports, 2 USB Ports 2 Power Ports, 1 USB Port, 1 Data Port 2 Power Ports, 2 Data Ports		\$ 728 585 444 \$ 728 585 444	TTPNCR2P2UB TTPNCR2P1U1DB TTPNCR2P2DB TTPNCR2P2UW TTPNCR2P1U1DW TTPNCR2P2DW
	Multifunction Pop Up Configurations				
	2P2U				
2P1U1D					
2P2D					
Aluminum		Aluminum Pop Up (PMH Option) 8 5/16" (211) 4 3/8" (111) 2 Power Ports, 2 Data Ports 2 Power Ports, 1 USB Port, 1 Data Port		\$ 651 806	TTPMHO2P2D TTPMHO2P1U1D
	Aluminum Pop Up Configurations				
	2P2D				
2P1U1D					
Build your complete Part Number here:				_____	
Sample Part Number:				TTPMP2P2D	
Total Cost \$350 =				\$350	

Training Table Daisy Chain Power Pop Ups

Daisy Chain Power Pop Ups allow a Base Feed to power from four to eight tables, depending on table width. Since they are easy to disconnect and reconnect, they are ideal for applications where frequent reconfiguration of tables is desired.

Each consists of the Pop Up unit and two connector cables. The unit inserts into a factory-cut opening. Cables attach to the underside of a table with supplied wire management clips, and connect to the Base Feed or to Daisy Chain Pop Ups in adjacent tables. Elements can be assembled in any sequence, allowing greater flexibility for space planning and reconfiguration.

The Pop Up must be ordered to match the factory-cut electrical opening specified for the Table Top. Each unit has one male and one female connection and is able to link two tables, or link to one Base Feed and one table. All units are UL and CUL listed.

Refer to pages 14 and 15 for additional pop up information.

Base Feed

The Base Feed provides power to the connection. It has a 6' cord which plugs into a buildings standard 15 amp outlet. The regulator on the Base Feed prevents overloading and will shut off power if the load is exceeded. It includes an LED light that is green in normal conditions and red in overload conditions.

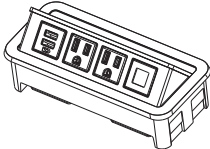

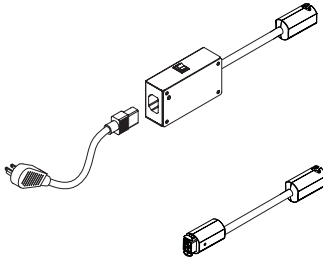
Jumper

If a unit is installed in a 66" or 72" wide table, a Jumper is needed to connect power to the adjacent table. In the connection sequence, each Jumper counts as a table in planning for the number of tables that can be linked (maximum eight).

Note: Daisy Chain Pop Up units and Corded Pop Up units cannot connect to each other.

Note: Daisy Chain Pop Up units purchased January 2020 and after cannot connect to units purchased before this date.

Training Table Daisy Chain Pop Up Electrical Units

	Width	Depth	List Price	Catalog Number
<b>Multifunction</b> 	<b>Multifunction Pop Up (PNC Option)</b>			
	7 1/4" (184)	3 5/16" (84)		
	<b>BLACK</b>			
	2 Power Ports, 2 USB Ports		\$ 673	<b>TTDCPNCR2P2UB</b>
	2 Power Ports, 1 USB Port, 1 Data Port		532	<b>TTDCPNCR2P1U1DB</b>
	2 Power Ports, 2 Data Ports		390	<b>TTDCPNCR2P2DB</b>
<b>Aluminum</b> 	<b>Aluminum Pop Up (PMH Option)</b>			
	8 5/16" (211)	4 3/8" (111)		
	<b>WHITE</b>			
	2 Power Ports, 2 USB Ports		\$ 673	<b>TTDCPNCR2P2UW</b>
	2 Power Ports, 1 USB Port, 1 Data Port		532	<b>TTDCPNCR2P1U1DW</b>
	2 Power Ports, 2 Data Ports		390	<b>TTDCPNCR2P2DW</b>
	<b>Base Feed</b>		\$ 429	<b>TTDCPBF</b>
	<b>Jumper</b>		\$ 127	<b>TTDCPJ</b>
	<b>Build your complete Part Number here:</b>			-----

Sample Part Number:

TTDCPBF

Total Cost \$429 =

\$429

Training Table Power System

Training Table Power Set

The Training Table Power Set 4-wire, 2-circuit, 20Amp electrical system, allow power to be connected between Training Tables. Each Power Set includes two receptacles, for a total of four outlets. Each outlet has one receptacle for circuit 1 and one for circuit 2. Power Sets are a good solution when there is need for greater power access and where the table arrangement will remain static.

Power sets can be mounted to the underside of the table, near the edge for easy access. Spring clips for mounting are included. Power Sets should be located centrally to a long side of the work surface – all specification information in this document is based on the central

location. Power Sets are connected between work surfaces with Training Table Electrical Harnesses. The Training Table Base Feed brings power to the Power Sets. All components are UL and CUL Listed/CSA Certified.

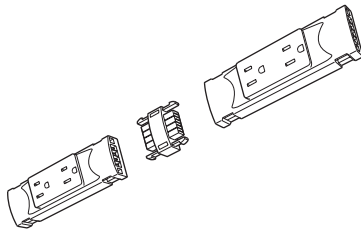
Training Table Base Feed

The Training Table Base Feed conducts power from the building to the Training Table Power Set. It includes 6' (1829) or 12' (3658) of flexible liquid-tight conduit for hard-wiring the standard two-circuit system to the building power supply. Training Table Base Feed is also used with a Training Table H-Connector in cases where a single power feed must be split in two directions. Training Table Electrical Harnesses are used to link the H-Connector to the Power Sets in this type of configuration. Refer to Training Electrical Planning guide before specifying a harness length.

(If your specific layout is not shown, please contact Trendway Customer Care for assistance.)

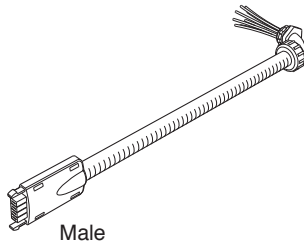
Training Table Electrical Harness

Training Table Electrical Harnesses connect Training Table Power Sets between two surfaces. Harnesses are also used with Training Table H-Connectors when a single Base Feed is split in two directions. The specific length of the harness needed will depend on the layout and work surface sizes. Refer to Training Electrical Planning guide before specifying a harness length. (If your specific layout is not shown, please contact Trendway Customer Care for assistance.)



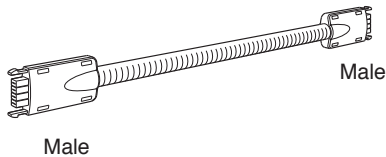
Training Table Power Set

Dimension Width	List Price	Catalog Number
12" (305)	\$ 184	TTPS12



Training Table Base Feed

Dimension Width	List Price	Catalog Number
6' (1829)	\$ 144	TTPF
12' (3658)	218	TTPF12



Training Table Electrical Harness

Dimension Width	List Price	Catalog Number
18" (457)	\$ 80	TTEH18
24" (610)	82	TTEH24
30" (762)	87	TTEH30
36" (914)	91	TTEH36
42" (1067)	99	TTEH42
48" (1219)	107	TTEH48
54" (1372)	114	TTEH54
60" (1524)	118	TTEH60
66" (1676)	125	TTEH66
Build your complete Part Number here:		-----

Sample Part Number:

TTPS12

Total Cost \$184 =

\$184

**Training Table New York Base Feed**  
The Training Table New York Base Feed conducts power from the building to the Training Table Power Set. It includes 18" (457) of flexible liquid-tight conduit for hard-wiring the standard two-circuit system to the building power supply. Training Table New York Base Feed is also used with a Training Table H-Connector in cases where a single power feed must be split in two directions. Training Table Electrical Harnesses are used to link the H-Connector to the Power Sets

in this type of configuration. Refer to Training Electrical Planning guide before specifying a harness length. (If your specific layout is not shown, please contact Trendway Customer Care for assistance.)

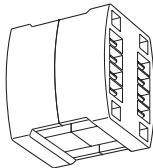
**Training Table H-Connector**  
The Training Table H-Connector allows power to be routed in up to 3 different directions. This is useful in layouts that require a single Base Feed to reach multiple work surfaces. (See Planning Guide for Specific Uses.)

**TRAINING TABLE ACCESSORIES**  
**Training Table Ganging Hardware**  
Ganging Hardware is used to lock two tables together so they do not move. Table ganging hardware is field installed and can be placed at the outer corners or in the middle of the tables. Attachment hardware included.



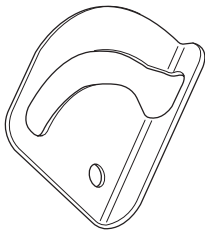
Training Table New York Base Feed

Dimension Width	List Price	Catalog Number
18" (457)	\$ 138	TTPFNY



Training Table H-Connector

Dimension Width	List Price	Catalog Number
2" (51)	\$ 28	TTHC



Training Table Ganging Hardware

Description	List Price	Catalog Number
Includes 2 plates and 4 screws	\$ 100	TTGHDWR
Build your complete Part Number here:		_____

Sample Part Number:	TTPFNY
Total Cost \$138 =	\$138



Training Tables

Choices Tube Base	
Overview.....	38
Rectangular .....	41
Trapezoid .....	43
Half Round .....	44
Accessories & Base Only.....	45

Table Tops

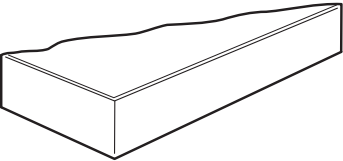
Standard Features

Each table is surfaced with a high-pressure laminate. Tables will have a PVC flat T-Molded edge or banded edge depending on model.

- Square, Rectangular and Trapezoid training tables are available with PVC Banded Edge only.
- The Half Round table comes with a Banded edge on the flat side and a Flat T-Molded edge on the radiused side.

Wood grain vinyl edges are available as Banded edge only, therefore Half Round tables will be manufactured with a PVC Banded edge.

Tables	Table Top Edge	
	PVC	T-Mold
Rectangular	X	
Trapezoid	X	
Half Round*	combination	



PVC Banded Edge

\*If wood grain and Platinum vinyl edge is specified, the entire table will have a PVC Banded Edge

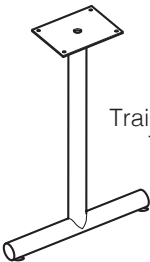
Table Bases

The Training Table Bases in this section are made up of 2-inch tubular steel with flat metal end caps. The bases are powder coated and available in two base styles: T-Base or C-Base.

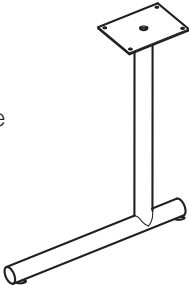
The T-Base is available on a rectangular, trapezoid or half round table top; allows the top to be fixed or flip.

The C-Base is available on a rectangular desk.

The T-Base, and the C-Base have casters or glides. The flip tables are available with casters only.



Training Table  
T-Base



Training Table  
C-Base

TABLE WEIGHT LIMITS

Tables with the recommended base/top size combination can support a maximum of 1.5 lb. for each inch of perimeter, evenly distributed.

WARNING:

Failure to observe the recommended practices, such as loading beyond listed weight limits, will result in unsafe usage conditions and may result in bodily injury or failure of other components.

Any modification to Trendway product will change the criteria referenced above. Trendway will not honor the product warranty if modifications are made to the product or if the capacities referenced are exceeded.

Training Table Arrangement

The new shapes of Training Tables allow for many different configurations but not limited to the ones below:

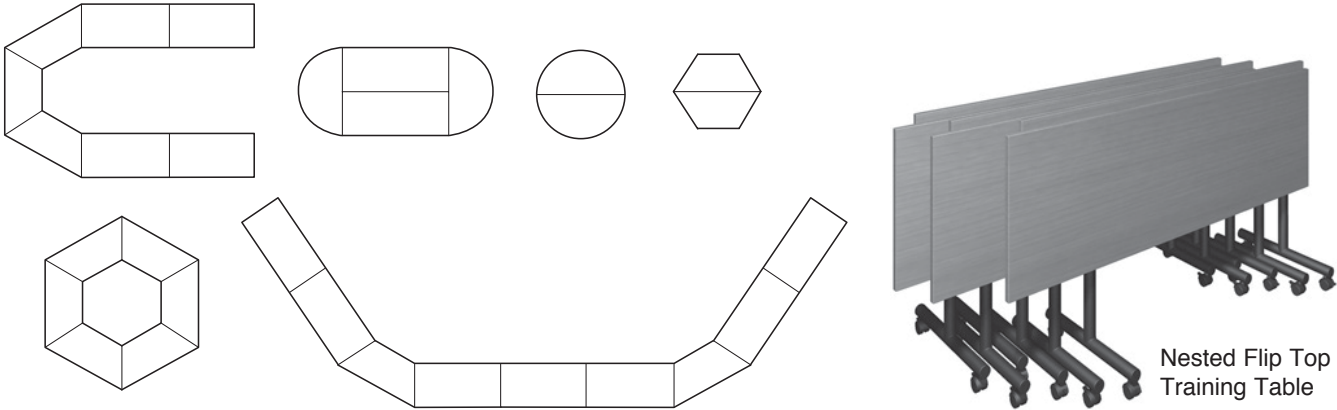
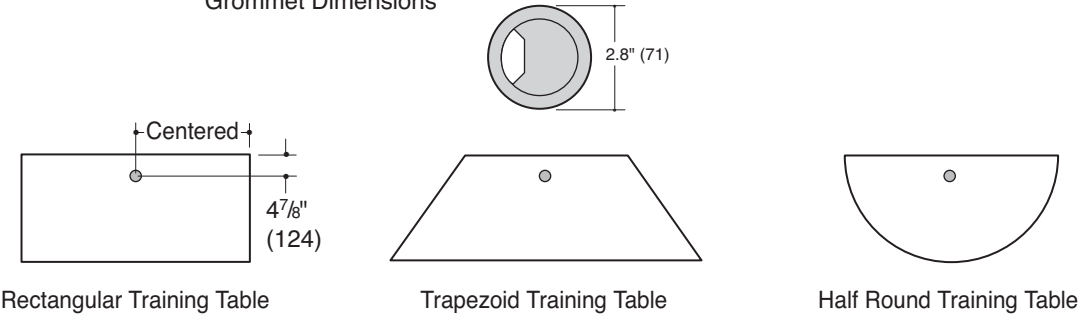


Table Grommets

Grommets are available on the Rectangular, Trapezoid and Half Round Training Tables. They are centered on the table along the back edge. The grommet occupies the same location as the pop-up power/data module. Therefore, allowing only one or the other to be specified.

Grommets are available in black only. The following drawings show standard grommet locations.

Grommet Dimensions



Rectangular Training Table

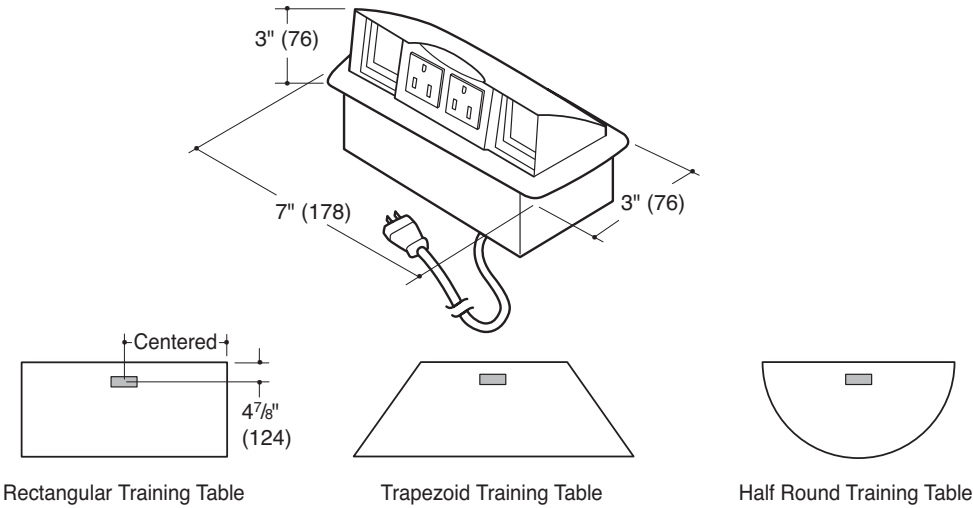
Trapezoid Training Table

Half Round Training Table



Electrical

Training Table:  
The pop-up power data/module ("EN" option) for Training Tables is black molded plastic. The pop-up module can be placed in the Rectangular, Trapezoid and Half Round Training Tables. There is one module per table; see diagram for location. The pop-up module has 2 power receptacles and 2 data openings. A 6' power cord is included. The table ships with a pre-cut mounting location for the pop-up module. The pop-up module is field installed.



**RECTANGULAR TABLES AND DESKS - FIXED TOP**

Each table has a high-pressure laminate top with PVC Banded edge. They have optional glides or casters. They can also be specified with an optional grommet or pop-up power/data module. If specified, the grommet or power/data module is located along the back edge in the center of the table. Shipped ready to assemble.

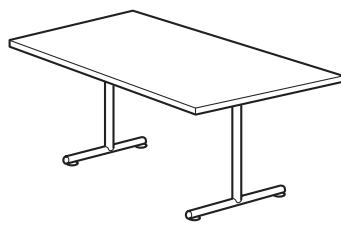
Tables are 29" (737)-high.

**Rectangular Training Tables - Fixed Top**


The Rectangular Training Table has a welded leg. The leg is mounted in the center of the table with both feet being the same distance out from the column.

**Rectangular Desk Tables - Fixed Top**

The Rectangular Desk has a welded leg. The leg is mounted toward the back of the table with two different length feet. They are arranged to provide support but provide the knee clearance of a desk which is ideal for a classroom or training room.

**Rectangular Training Tables - Fixed Top**

Dimensions			List Price			Catalog Number	Casters/ Glides	Electrical/ Grommet	Top Color	Base Color	Edge Color	
Depth	Width	T-Base Width	Laminate 1	Grade 2	3							
18" (472)	48" (1219)	17" (432)	\$674	\$694	\$773	RTFXT1848	GL No Cost Glides  BC + \$76 Casters	NN No Cost No Electrical No Grommet  NG + \$19 No Electrical 1 Grommet in center  EN + \$297 Electrical No Grommet	High-Pressure Laminate Color (See Surface Materials Page 8)	Standard Finish No Cost	See Surface Materials Page 7	
18" (472)	60" (1524)	17" (432)	703	732	850	RTFXT1860						
18" (472)	72" (1829)	17" (432)	885	914	1032	RTFXT1872						
24" (610)	48" (1219)	17" (432)	\$682	\$711	\$830	RTFXT2448				Premium Finish +\$42		
24" (610)	60" (1524)	17" (432)	732	761	879	RTFXT2460						
24" (610)	72" (1829)	17" (432)	896	925	1043	RTFXT2472						
30" (762)	48" (1219)	23" (584)	\$732	\$761	\$880	RTFXT3048			See Surface Materials Page 7			
30" (762)	60" (1524)	23" (584)	771	819	1000	RTFXT3060						
30" (762)	72" (1829)	23" (584)	988	1036	1217	RTFXT3072						
36" (914)	60" (1524)	23" (584)	\$971	\$1019	\$1200	RTFXT3660						
36" (914)	72" (1829)	23" (584)	1125	1187	1426	RTFXT3672						

**Rectangular Desk Tables - Fixed Top**

Dimensions			List Price			Catalog Number
Depth	Width	C-Base Width	Laminate 1	Grade 2	3	
24" (610)	48" (1219)	17" (432)	\$706	\$735	\$854	RTDFXT2448
24" (610)	60" (1524)	17" (432)	752	781	899	RTDFXT2460
24" (610)	72" (1829)	17" (432)	917	946	1064	RTDFXT2472
30" (762)	48" (1219)	23" (584)	\$754	\$783	\$902	RTDFXT3048
30" (762)	60" (1524)	23" (584)	795	843	1024	RTDFXT3060
30" (762)	72" (1829)	23" (584)	1008	1056	1237	RTDFXT3072

Build your complete Part Number here:

-----	--	--	---	-	-
-------	----	----	-----	---	---

Sample Part Number:

RTFXT2448	.BC	.NN	.J46	.Y	.K
-----------	-----	-----	------	----	----

Total Cost \$758 =

\$682	+	\$76	+	N/C	+	N/C	+	N/C	+	N/C
-------	---	------	---	-----	---	-----	---	-----	---	-----

**RECTANGULAR TRAINING TABLES**

Each table has a high-pressure laminate top with PVC Banded edge. They have optional pop-up power/data module or grommet. Either a pop-up module or grommet can be specified, not both, as they occupy the same location. The Flip Top have welded legs.

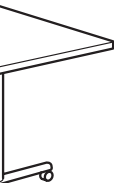
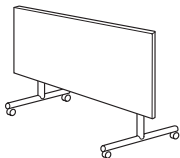
Shipped ready to assemble.

Tables are 29" (737)-high

**Rectangular Training Tables - Flip Top**

The Flip Top Table has a top that will pivot forward over the legs. The mechanism will lock in both the up (in use) and down (stored) position. The mechanism is operated with a one touch release handle. The tables have casters so they can be easily moved and nested by one person.

**Rectangular Training Tables - Flip Top**

Dimensions			List Price			Catalog Number		Electrical/ Grommet	Top Color	Base Color	Edge Color						
Depth	Width	T-Base Width	1	2	3												
18" (472)	48" (1219)	17" (432)	\$1585	\$1605	\$1684	RTFLPT1848		<b>NN</b> No Cost No Electrical No Grommet  <b>NG</b> + \$19 No Electrical 1 Grommet in center  <b>EN</b> + \$297 Electrical No Grommet	High-Pressure Laminate Color (See Surface Materials Page 8)	<b>Standard Finish</b> No Cost  <b>Premium Finish</b> +\$42  See Surface Materials Page 7	See Surface Materials Page 7						
18" (472)	60" (1524)	17" (432)	1611	1640	1758	RTFLPT1860											
18" (472)	72" (1829)	17" (432)	1796	1825	1943	RTFLPT1872											
24" (610)	48" (1219)	17" (432)	\$1595	\$1625	\$1749	RTFLPT2448											
24" (610)	60" (1524)	17" (432)	1639	1668	1786	RTFLPT2460											
24" (610)	72" (1829)	17" (432)	1772	1801	1919	RTFLPT2472											
30" (762)	48" (1219)	23" (584)	\$1642	\$1671	\$1790	RTFLPT3048											
30" (762)	60" (1524)	23" (584)	1681	1729	1910	RTFLPT3060											
30" (762)	72" (1829)	23" (584)	1897	1945	2126	RTFLPT3072											
																	
<b>Build your complete Part Number here:</b>												-----	--	--	---	-	-

Sample  
Part Number:

RTFLPT2448	--	.NG	.J46	.Y	.K
------------	----	-----	------	----	----

Total Cost \$1614 =

\$1595	+	N/C	+	\$19	+	N/C	+	N/C	+	N/C
--------	---	-----	---	------	---	-----	---	-----	---	-----

**TRAPEZOID TRAINING TABLES**

Each table has a high-pressure laminate top with PVC Banded edge. They have optional pop-up power/data module or grommet. Either a pop-up module or grommet can be specified, not both, as they occupy the same location.

Trapezoid tables provide the ability to create different shapes. It can be used as a transitional piece to turn a corner.

Shipped ready to assemble.

Tables are 29" (737)-high.

**Trapezoid Training Tables - Fixed Top**

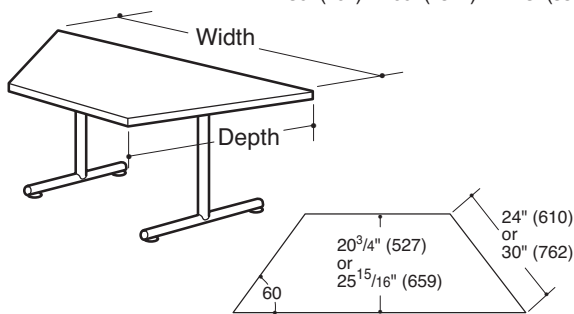
Fixed Tables are available with casters or glides.

**Trapezoid Training Tables - Flip Top**

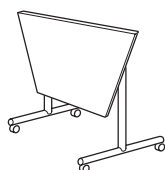
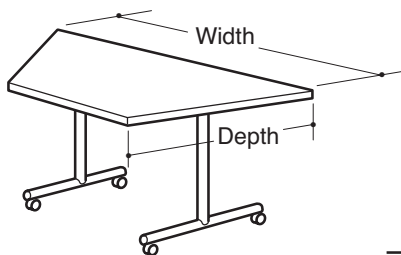
The Flip Top Table has a top that will pivot forward (to the short side) over the legs. The mechanism will lock in both the up (in use) and down (stored) position. The mechanism is operated with a one touch release handle. The tables have casters so they can be easily moved and nested by one person.

**Trapezoid Training Tables - Fixed Top**

Dimensions		T-Base Width	List Price			Catalog Number	Casters/ Glides	Electrical/ Grommet	Top Color	Base Color	Edge Color
Depth	Width		1	2	3						
24" (610)	48" (1219)	17" (432)	\$729	\$758	\$877	TZFXT2448	GL No Cost Glides  BC + \$76 Casters	NN No Cost No Electrical No Grommet  NG + \$19 No Electrical 1 Grommet in center  EN + \$297 Electrical No Grommet	High-Pressure Laminate Color (See Surface Materials Page 8)	Standard Finish No Cost  Premium Finish +\$42  See Surface Materials Page 7	See Surface Materials Page 7
30" (762)	60" (1524)	23" (584)	\$819	\$867	\$1048	TZFXT3060					

**Trapezoid Training Tables - Flip Top**

Dimensions		T-Base Width	List Price			Catalog Number					
Depth	Width		1	2	3						
24" (610)	48" (1219)	17" (432)	\$1561	\$1589	\$1701	TZFLPT2448					
30" (762)	60" (1524)	23" (584)	\$1730	\$1778	\$1959	TZFLPT3060					
Build your complete Part Number here:							---	--	--	---	-



Sample  
Part Number:

TZFLPT2448	--	.NN	.J46	.Y	.K
------------	----	-----	------	----	----

Total Cost \$1561 =

\$1561	+	N/C	+	N/C	+	N/C	+	N/C	+	N/C
--------	---	-----	---	-----	---	-----	---	-----	---	-----

**HALF ROUND TRAINING TABLES**

Each table has a high-pressure laminate top with a PVC Banded edge on the flat side and a Flat T-Molded edge on the radiused side. If a wood grain vinyl edge is selected, the entire table will be manufactured with a PVC Banded edge. They have optional pop-up power/data module or grommet. Either a pop-up module or grommet can be specified, not both, as they occupy the same location. The grommet or module is located in the back center of the table on the straight side. The legs are welded.

Half Round Tables provide the ability to create a circle shaped table or use as a cap on the end of rectangular tables.

Shipped ready to assemble.

Tables are 29" (737)-high.

**Half Round Training Tables - Fixed Top**

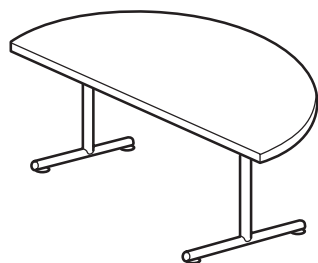
Fixed Tables are available with casters or glides.

**Half Round Training Tables - Flip Top**

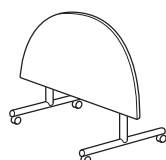
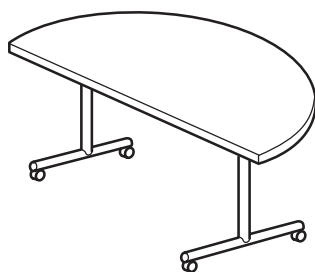
The Flip Top Table has a top that will pivot forward (to the straight side) over the legs. The mechanism will lock in both the up (in use) and down (stored) position. The mechanism is operated with a one touch release handle. The tables have casters so they can be easily moved and nested by one person.

**Half Round Training Tables - Fixed Top**

Dimensions			List Price			Catalog Number	Casters/ Glides	Electrical/ Grommet	Top Color	Base Color	Edge Color
Depth	Width	T-Base Width	Laminate 1	Grade 2	3						
24" (610)	48" (1219)	17" (432)	\$729	\$758	\$877	HRFXT2448	GL No Cost Glides  BC + \$76 Casters	NN No Cost No Electrical No Grommet  NG + \$19 No Electrical 1 Grommet in center  EN + \$297 Electrical No Grommet	High-Pressure Laminate Color (See Surface Materials Page 8)	Standard Finish No Cost  Premium Finish +\$42  See Surface Materials Page 7	See Surface Materials Page 7
30" (762)	60" (1524)	23" (584)	\$819	\$867	\$1048	HRFXT3060					

**Half Round Training Tables - Flip Top**

Dimensions			List Price			Catalog Number
Depth	Width	T-Base Width	Laminate 1	Grade 2	3	
24" (610)	48" (1219)	17" (432)	\$1561	\$1589	\$1701	HRFLPT2448
30" (762)	60" (1524)	23" (584)	\$1730	\$1778	\$1959	HRFLPT3060



Build your complete  
Part Number here:

-----	--	--	---	-	-
-------	----	----	-----	---	---

Sample  
Part Number:

HRFLPT2448	--	.NN	.J46	.Y	.K
------------	----	-----	------	----	----

Total Cost \$1561 =

\$1561	+	N/C	+	N/C	+	N/C	+	N/C	+	N/C
--------	---	-----	---	-----	---	-----	---	-----	---	-----

TRAINING TABLE ACCESSORIES FOR CHOICES TUBE BASE TABLES

Laminate Modesty

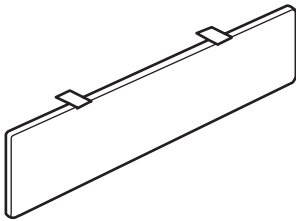
The Laminate Modesty is made of 5/8" HPL. It is available in the seven standard trim colors with matching edge color. The modesty should be ordered to match the length of the table top. The fixed modesty will not move once installed. The Folding Modesty will fold down when a Flip Top Table is flipped so the top can be flat. The modesties are mounted 2 inches in from the front edge of the table. Includes

mounting hardware. The 24" (610) and 30" (762) modesties are for use with the Trapezoid Tables.

Mesh Modesty

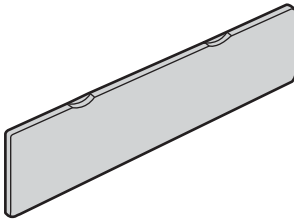
The Mesh Modesty provides a little more visual privacy while providing a lighter feel. It is available for the fixed top version and has a pocket for holding and sorting cables. The modesty should be ordered to match the length of the table top. Includes mounting hardware.

Available in Black mesh only.



Laminate Modesty Panel

Dimensions		List Price	Catalog Number	Fixed/ Folding	Trim Color
Height	Length				
7 <sup>3</sup> / <sub>4</sub> " (197)	24" (610)	\$ 120	TTLMOD24	FXM No Cost Fixed	Standard Smooth Finish Only
	30" (762)	130	TTLMOD30		
	48" (1219)	144	TTLMOD48		
	60" (1524)	177	TTLMOD60		
	72" (1829)	184	TTLMOD72		
				FDM + \$52 Folding	See Surface Materials Page 7



Mesh Modesty Panel

Dimensions		List Price	Catalog Number		
Height	Length				
12" (305)	48" (1219)	\$235	TTMMOD48		
	60" (1524)	259	TTMMOD60		
	72" (1829)	284	TTMMOD72		
Build your complete Part Number here:			_____	___	_

Sample  
Part Number:

TTLMOD48	.FXM	.Y
_____	___	_

Total Cost \$144 =

\$144	+	N/C	+	N/C
-------	---	-----	---	-----

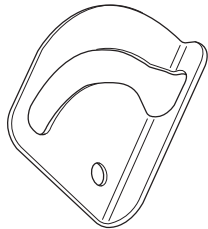

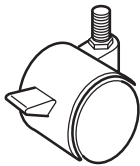
**TRAINING TABLE ACCESSORIES CONT.**  
**Training Table Ganging Hardware**  
Ganging Hardware is used to lock two tables together so they do not move. Table ganging hardware is field installed and can be placed at the outer corners or in the middle of the tables. Attachment hardware included.

**Training Table Glides**  
Training Table Glides can be ordered as a replacement for damaged glides or to retrofit a castered table.

Note: If glides are used to retrofit a cast-  
ered table the overall height of the table will  
be up to 2 inches shorter than designed.

**Training Table Casters**  
Training Table Casters can be ordered as  
a replacement for damaged casters or to  
retrofit a non-mobile table with glides.

Note: If casters are used to retrofit a table  
with glides the overall height of the table  
will be up to 2 inches taller than designed.

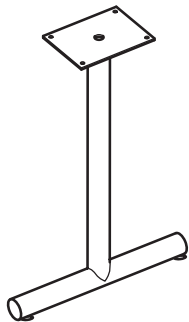
	Training Table Ganging Hardware		
	Description	List Price	Catalog Number
	Includes 2 plates and 4 screws	\$100	TTGHDWR
	Training Table Glides		
	Description	List Price	Catalog Number
	Package of four	\$54	TTGLDS
	Training Table Casters		
	Description	List Price	Catalog Number
	Package of four	\$127	TTCSTRS
Build your complete Part Number here:			-----

Sample  
Part Number: TTGLDS  
-----

Total Cost \$54 = \$54

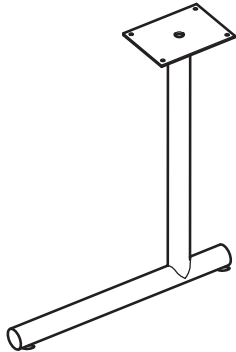
**Training Table Legs**  
The Training Table Legs are available for retrofit installation beneath existing table tops. Bases are 27½" (699)-high.

When attaching this base to a table top not supplied by Trendway, it is the customer's responsibility to provide adequate number of base supports and install according to provided installation instructions.



Training Table Base - T-Base - Rectangulars, Trapezoids, Half Rounds

Table Size	Bases Required	Base Width	List Price Per Base	Catalog Number	Casters/ Glides	Base Trim Color
Fixed						
18"-24" (457-610)	2	17" (432)	\$290	SICTTFX17	GL No Cost Glides	Standard Finish No Cost
30"-36" (762-914)	2	23" (584)	304	SICTTFX23	BC + \$76 Casters (Not available on Café Height bases)	Premium Finish +\$42 See Surface Materials Page 7



Training Table Base - C-Base - Rectangular

Table Size	Bases Required	Base Width	List Price Per Base	Catalog Number
Fixed				
24" (610)	2	17" (432)	\$299	SICTTCB17
30" (762)	2	23" (584)	313	SICTTCB23

Build your complete Part Number here:

Sample Part Number:

Total Cost \$304 =

_____	__	__
SICTTFX23 _____	.GL __	.Y _
\$304	+	N/C
	+	N/C



Overview & Order Information	NOTES									
Statement of Line										
Surface Materials										
Training Tables										
Height Adjustable Tables & Screens										
Collaborative, Café & Occasional Tables										
Conference Tables										
Conference & Training Room Components										
Terms & Policies										

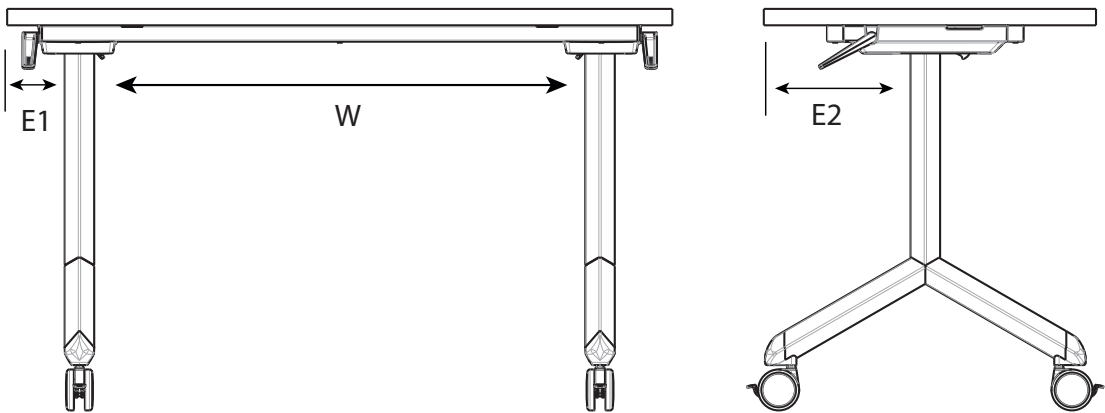


Training Tables

Zona	
Overview.....	50
Rectangle Flip Top.....	53
Accessories .....	55

Zona Base Overview

Flip Base Table (Table top flips up for nesting)



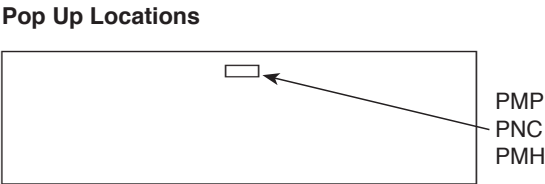
Zona Base Table Clearance Dimensions

Leg Type:	Flip T Base		
Dimension:	E1	W	E2
	Edge of table to outside of leg	Between Legs	Front Edge of Table to the Outside of Leg
Rectangle Top Size:			
24"D x 48"W	4.264"	35.627"	10.694"
24"D x 60"W	4.364"	47.427"	10.694"
24"D x 72"W	4.453"	59.249"	10.694"
30"D x 48"W	4.264"	35.627"	13.694"
30"D x 60"W	4.364"	47.427"	13.694"
30"D x 72"W	4.453"	59.249"	13.694"

Grommet/Pop Up Electrical Units for Trendway Zona Training Tables

When specifying training tables, grommets or pop up cutouts may be specified for power/data routing and access. Grommets are available in black or silver and come pre-installed in the table top when GY1 or GY2 are specified as the Power Option. If Pop Up electrical units are chosen as the Power Option, the table top will ship with a factory-cut opening to house the unit, but the Pop Up units must be ordered separately. The chart below indicates which Grommet or Pop Up options are available for specific Training Tables.

Code	Position
GY1	Single grommet, centered left-to-right, 3 1⁄8" in from back of table top for a 24" deep top and 3 5⁄8" in for 30" deep tops.
GY2	Pair of grommets, 1⁄4 the width of the top in from each side, and 3 1⁄8" in from back of table top for a 24" deep top and 3 5⁄8" in for 30" deep tops.
PMP & PNC	One cutout for Pop Up Unit, centered left-to-right, 3 1⁄8" in from back of table top for a 24" deep top and 3 1⁄2" in for 30" deep tops.
PMH	One cutout for Pop Up Unit, centered left-to-right, 3 1⁄8" in from back of table top for a 24" deep top and 3 5⁄8" in for 30" deep tops.



Dimensions	Grommet		Pop Up		
	GY1	GY2	PMP	PNC	PMH
Rectangle Top					
24"D x 48"W	x	x	x	x	N/A
24"D x 60"W	x	x	x	x	N/A
24"D x 72"W	x	x	x	x	N/A
30"D x 48"W	x	x	x	x	x
30"D x 60"W	x	x	x	x	x
30"D x 72"W	x	x	x	x	x

## Training Table Electrical Options

The Zona Leg Training Tables have two Pop Up options: Corded and Daisy Chained and a 4-wire 2 circuit power system.

### Corded Pop Ups

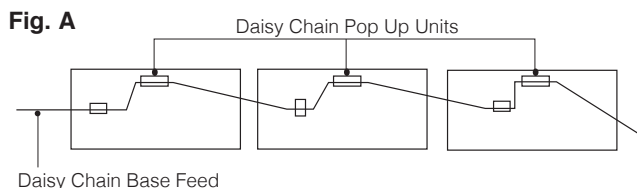
The corded Pop Ups come with a 6' cord that plugs into an outlet. Corded Pop Ups cannot plug into other corded Pop Ups or to Daisy Chain Pop Ups.

### Daisy Chain Pop Ups

Daisy Chain Pop Ups allow a single Base Feed to power up to eight tables, depending on table width. The Daisy Chain Pop Up consists of three parts, the Base Feed, the Pop Up unit, and the Jumper. The Base Feed plugs into building power using a standard 15 amp plug. The Jumper is used to connect tables 66" and 72" to adjacent tables. In the connection sequence, each Jumper counts as a table in planning for the number of tables that can be linked (maximum eight). The Base Feed prevents overloading and will shut off power if the load is exceeded. It has a regulator with an LED light that is green in normal conditions and red in overload conditions. Pop Up unit includes the Pop Up and two connectors that will each attach to a connector on an adjacent table or to a Base feed.

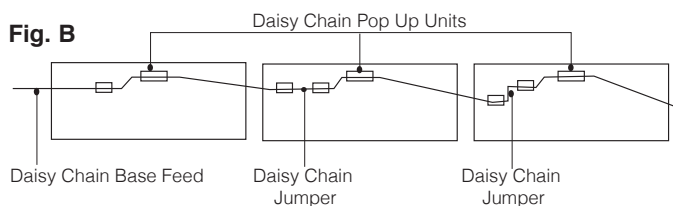
This example uses three Daisy Chain Pop Up units to run power through three 60" wide tables. Since the tables are all less than 66" wide, no Jumpers are required. (Fig. A)

Daisy Chain Pop Ups as shown on 60" wide table  
3 of 8 connections used.



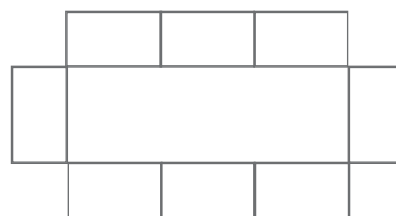
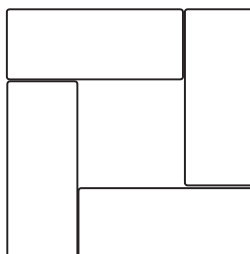
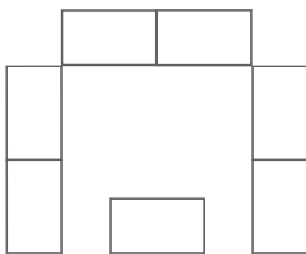
This example uses three Daisy Chain Pop Up units and two Jumpers to run power through three 72" tables. Tables 66" and 72" wide each require one Jumper in order to connect to an adjacent table. (Fig. B)

Daisy Chain Pop Ups as shown on 72" wide table  
5 of 8 connections used.



## Idea Starters

So many ways to arrange and rearrange for almost any learning environment



### TABLE WEIGHT LIMITS

Tables with the recommended base/top size combination can support a maximum of 1.5 lb. for each inch of perimeter, evenly distributed.

### WARNING:

Failure to observe the recommended practices, such as loading beyond listed weight limits, will result in unsafe usage conditions and may result in bodily injury or failure of other components.

Any modification to Trendway product will change the criteria referenced above. Trendway will not honor the product warranty if modifications are made to the product or if the capacities referenced are exceeded.

Zona Rectangular Training Table - Flip Top – High Pressure Laminate

The Zona Training tables are constructed of High Pressure Laminate Tops with a 3mm vinyl edge. Table tops are a nominal 1 1/4" thick. Tables ship standard with four locking casters that are 3" high. Tables may be optioned with a factory-cut opening for a Pop Up Electrical Unit or Grommet. Grommets are available in black or silver and ship with the table when specified.

Pop Up Electrical Units are ordered separately, see pages 33 & 34 for details.

Shipped ready to assemble. Tables are 29" (737) high.

Zona Rectangular Training Table - Flip Top - HPL

Depth	Width	List Price Laminate Grades			Catalog Number	Options	Grommet Color	Wire Manager	Laminate Color	Base Color	Edge Color
		1	2	3							
24" (610)	48" (1219)	\$ 1173	\$ 1201	\$1313	<b>ZNFLPT2448</b>	<b>NN</b>	<b>GB</b>	<b>WMN</b>	High	<b>TG</b>	See Surface Materials Page 7
	60" (1524)	1295	1323	1435	<b>ZNFLPT2460</b>	No Power	Black	No Cost	Pressure	Textured	
	72" (1829)	1357	1385	1497	<b>ZNFLPT2472</b>			No	Laminate	Gray	
30" (762)	48" (1219)	\$1234	\$1262	\$1374	<b>ZNFLPT3048</b>	<b>GY1</b>	<b>GS</b>	Manager	Color	<b>TDW</b>	
	60" (1524)	1357	1402	1576	<b>ZNFLPT3060</b>	One Grommet	Silver		See	Textured	
	72" (1829)	1481	1526	1700	<b>ZNFLPT3072</b>	Center		<b>WMY</b>	Surface	Designer	
						<b>GY2</b>		<b>+\$45</b>	Materials	White	
						Two		Wire	Page 8	<b>BK</b>	
						Grommets		Manager		Textured	
						<b>PMP</b>				Black	
						Basic				See	
						Cut Out				Surface	
						<b>PNC</b>				Materials	
						Multi				Page 7	
						Function					
						Cut Out					
						<b>PMH</b>					
						Aluminum					
						Cut Out					
						*not available					
						24" Deep Tables					
Build your complete Part Number here:						---	--	--	---	---	--



Sample  
Part Number:

<b>ZNFLPT2448</b>	<b>.NN</b>	<b>.GB</b>	<b>.WMN</b>	<b>.JOC</b>	<b>.TDW</b>	<b>.DW</b>
-------------------	------------	------------	-------------	-------------	-------------	------------

Total Cost \$1173 =

\$ 1173	+	N/C	+	N/C	+	N/C	+	N/C	+	N/C	+	N/C
---------	---	-----	---	-----	---	-----	---	-----	---	-----	---	-----



Training Table Acrylic Modesty

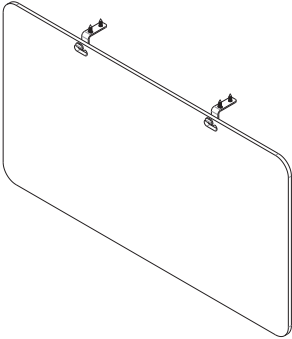
The Training Table Acrylic Modesty mounts to the underside of any tabletop to provide privacy. It can be used on both a fixed height table or flip top table. When used on a flip top table the modesty will need to be positioned so it can fold down when the table is flipped and nested. Included with the modesty is a 1/4" thick Frosted Acrylic, and brackets. The brackets are a raw aluminum finish.

Note: When used with the Zona Flip Top Tables, Grommet or Electrical Options can NOT be specified, as they occupy the same location.

Note: The actual width of the acrylic modesty is 1/4" shorter than nominal.

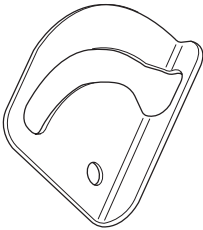
Training Table Ganging Hardware

Ganging Hardware is used to lock two tables together so they do not move. Table ganging hardware is field installed and can be placed at the outer corners or in the middle of the tables. Attachment hardware included.



Training Table Acrylic Modesty

Dimensions		List Price	Catalog Number
Width	Height		
30" (762)	9" (229)	\$241	TTMODACR309
36" (914)		248	TTMODACR369
42" (1067)		266	TTMODACR429
48" (1219)		284	TTMODACR489
54" (1372)		309	TTMODACR549
60" (1524)		333	TTMODACR609
66" (1676)		370	TTMODACR669
72" (1829)		395	TTMODACR729



Training Table Ganging Hardware

Description	List Price	Catalog Number
Includes 2 plates and 4 screws	\$100	TTGHDWR
Build your complete Part Number here:		-----

Sample Part Number: TTGHDWR

Total Cost \$100 = \$100



Overview & Order Information	NOTES									
Statement of Line										
Surface Materials										
Training Tables										
Height Adjustable Tables & Screens										
Collaborative, Café & Occasional Tables										
Conference Tables										
Conference & Training Room Components										
Terms & Policies										

## Height Adjustable Tables

### Rejuve

<i>Overview</i> .....	58
<i>Rectangular</i> .....	59
<i>Adjustable Base Only</i> .....	63

### Levado

<i>Overview</i> .....	64
<i>Rectangular</i> .....	65
<i>Adjustable Base Only</i> .....	66

### Accessories

<i>Screens</i> .....	68
----------------------	----

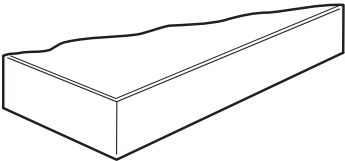
Rejuve Height Adjustable Table

Table Tops

Standard Features

Tables are available with either a 1 1/4" high-pressure laminate top or a 1" thermofused laminate top. Tables will have a PVC Banded Edge.

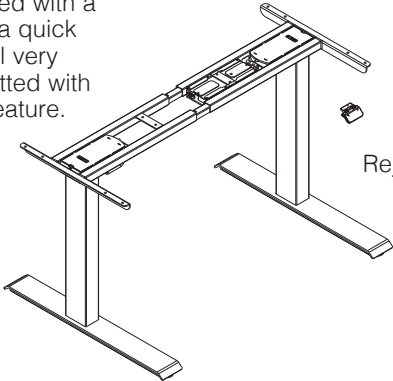
Rejuve Height Adjustable Table	Table Top Edge
	PVC
Rectangular	X



PVC Banded Edge

Table Bases

The Rejuve Tables bases have an all steel base frame powdercoated with a C-leg design. The frame has a quick connect feature making install very straightforward. It is also outfitted with a Gyro Sensor anti-collision feature. The power cord length is 9".

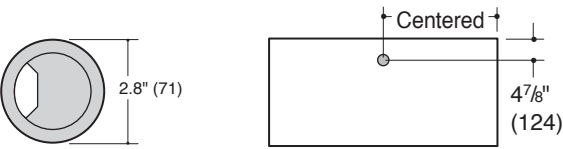


Rejuve Height Adjustable Table Base

Table Grommets

Grommets are available on the Rejuve Height Adjustable Tables, except the D-Shape Table. They are centered on the table along the back edge. Grommets are available in black or silver. The following drawing shows standard grommet location.

Grommet Dimensions



Rectangular Table

TABLE WEIGHT LIMITS

Tables with the recommended base/top size combination can support a maximum of 1.5 lb. for each inch of perimeter, evenly distributed.

**WARNING:**  
Failure to observe the recommended practices, such as loading beyond listed weight limits, will result in unsafe usage conditions and may result in bodily injury or failure of other components.

Any modification to Trendway product will change the criteria referenced above. Trendway will not honor the product warranty if modifications are made to the product or if the capacities referenced are exceeded.

## Rejuve Two Stage Rectangle Height Adjustable Table – HPL

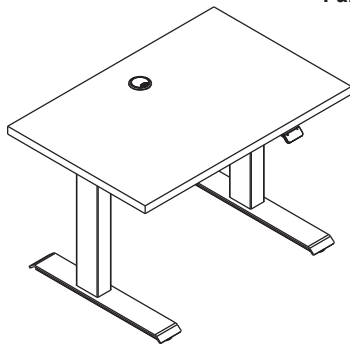
The Rejuve Two Stage Rectangle Height Adjustable Table features a nominal 1 1/4" thick High Pressure Laminate top with a PVC banded edge. An optional grommet is located in the back-center of the table top. The table comes with standard glides. The Rejuve 2 Stage Rectangle Height

Adjustable Table offers a height adjustment range from 26.5"–43.5" for a total of 17" of adjustment. Add the top thickness to determine the total height dimension. These tables tops have an option for true to size, which is perfect for a stand alone table or to have the perimeter 1" shorter on all sides to work within any panel environment. The handset is an up and down lever

which has a digital read out and 2 memory settings. Each base leg is a two-section telescoping column. Two rails attach to the legs on the underside of the table top to ensure stability and support. The foot depth on the base is 23" for 24" deep tops, and 29" for 30" deep tops. Tables Ship Ready to Assemble.

### Rejuve Two Stage Rectangle Height Adjustable Table - HPL

Actual Depth	Actual Width	Base Depth	List Price Laminate Grade			Catalog Number	Surface Size	Grommet Options	Grommet Color	Top Color	Base Color	Edge Color
			1	2	3							
24" (610)	36" (914)	23" (584)	\$1720	\$1748	\$1860	REJ2SREC2436	TS Full True To Size  1P 1" Gap all the way around perimeter	GN No Cost No Grommet  GY +\$19 One Grommet	GB Black  GS Silver	High-Pressure Laminate Color (See Surface Materials Page 8)	No Cost  K Charcoal  DW Designer White  PA Platinum	See Surface Materials Page 7
	42" (1067)		1779	1807	1919	REJ2SREC2442						
	48" (1219)		1830	1858	1970	REJ2SREC2448						
	54" (1372)		1878	1906	2018	REJ2SREC2454						
	60" (1524)		1929	1957	2069	REJ2SREC2460						
	66" (1676)		1965	1993	2105	REJ2SREC2466						
	72" (1829)		1985	2013	2125	REJ2SREC2472						
30" (762)	36" (914)	29" (737)	\$1759	\$1787	\$1899	REJ2SREC3036						
	42" (1067)		1802	1830	1942	REJ2SREC3042						
	48" (1219)		1872	1900	2012	REJ2SREC3048						
	54" (1372)		1910	1955	2129	REJ2SREC3054						
	60" (1524)		1957	2002	2176	REJ2SREC3060						
	66" (1676)		1978	2023	2197	REJ2SREC3066						
	72" (1829)		2013	2058	2232	REJ2SREC3072						
Build your complete Part Number here:						-----	--	--	--	--	--	--



Sample  
Part Number:

Total Cost \$1759 =

REJ2SREC3036	.TS	GN	N/A	.573	.K	.E1
-----	--	--	--	--	--	--
\$1759	+	N/C	+	N/C	+	N/C

Rejuve Two Stage Rectangle Height Adjustable Table – TFL

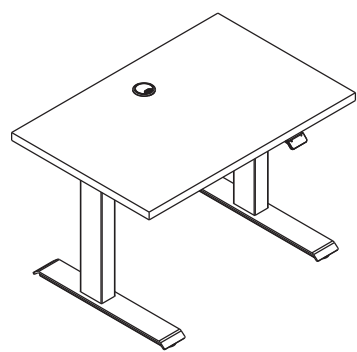
The Rejuve Two Stage Rectangle Height Adjustable Table features a nominal 1" thick Thermofused Laminate top with a PVC banded edge. An optional grommet is located in the back-center of the table top. The table comes with standard glides. The Rejuve Two Stage Rectangle

Height Adjustable Table offers a height adjustment range from 26.5"-43.5" for a total of 17" of adjustment. Add the top thickness to determine the total height dimension. These tables tops have an option for true to size, which is perfect for a standalone table or to have the perimeter 1" shorter on all sides to work within any panel environment. The handset is an up and down lever

which has a digital read out and 2 memory settings. Each base leg is a two-section telescoping column. Two rails attach to the legs on the underside of the table top to ensure stability and support. The foot depth on the base is 23" for 24" deep tops, and 29" for 30" deep tops. Tables Ship Ready to Assemble.

Rejuve Two Stage Rectangle Height Adjustable Table - TFL

			List Price Laminate Grade		Catalog Number	Surface Size	Grom- met Options	Grom- met Color	Top Color	Base Color	Edge Color
Actual Depth	Actual Width	Base Depth	1	2							
24" (610)	36" (914)	23" (584)	\$1610	\$1626	REJ2SREC2436TFL	TS Full True To Size  1P 1" Gap all the way around perimeter	GN No Cost No Grommet  GY +\$19 One Grommet	GB Black  GS Silver	High- Pressure Laminate Color (See Surface Materials Page 8)	No Cost  K Charcoal  DW Designer White  PA Platinum	See Surface Materials Page 7
	42" (1067)		1646	1662	REJ2SREC2442TFL						
	48" (1219)		1689	1705	REJ2SREC2448TFL						
	54" (1372)		1728	1744	REJ2SREC2454TFL						
	60" (1524)		1759	1775	REJ2SREC2460TFL						
	66" (1676)		1823	1839	REJ2SREC2466TFL						
	72" (1829)		1865	1881	REJ2SREC2472TFL						
30" (762)	36" (914)	29" (737)	\$1631	\$1647	REJ2SREC3036TFL						
	42" (1067)		1660	1676	REJ2SREC3042TFL						
	48" (1219)		1723	1739	REJ2SREC3048TFL						
	54" (1372)		1777	1808	REJ2SREC3054TFL						
	60" (1524)		1830	1861	REJ2SREC3060TFL						
	66" (1676)		1931	1962	REJ2SREC3066TFL						
	72" (1829)		2013	2044	REJ2SREC3072TFL						
Build your complete Part Number here:					-----	--	--	--	--	--	--



Sample  
Part Number:

Total Cost \$1631 =

REJ2SREC3036TFL	.TS	GN	N/A	.XZ8	.K	.XZ8
-----	--	--	--	--	--	--
\$1631	+	N/C	+	N/C	+	N/C

### Rejuve Three Stage Rectangle Height Adjustable Table – HPL

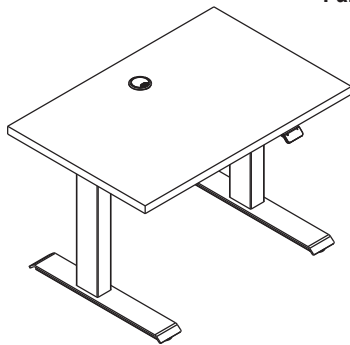
The Rejuve Three Stage Rectangle Height Adjustable Table features a nominal 1 1/4" thick High Pressure Laminate top with a PVC banded edge. An optional grommet is located in the back-center of the table top. The table comes with standard glides. The Rejuve 3 Stage Rectangle Height

Adjustable Table offers a height adjustment range from 21.5"–47.5" for a total of 26" of adjustment. Add the top thickness to determine the total height dimension. These tables tops have an option for true to size, which is perfect for a standalone table or to have the perimeter 1" shorter on all sides to work within any panel environment. The handset is an up and down lever

which has a digital read out and 2 memory settings. Each base leg is a three-section telescoping column. Two rails attach to the legs on the underside of the table top to ensure stability and support. The foot depth on the base is 23" for 24" deep tops, and 29" for 30" deep tops. Tables Ship Ready to Assemble.

### Rejuve Three Stage Rectangle Height Adjustable Table - HPL

Actual Depth	Actual Width	Base Depth	List Price Laminate Grade			Catalog Number	Surface Size	Grom-met Options	Grom-met Color	Top Color	Base Color	Edge Color
			1	2	3							
24" (610)	36" (914)	23" (584)	\$1961	\$1989	\$2101	REJ3SREC2436	TS Full True To Size  1P 1" Gap all the way around perimeter	GN No Cost No Grommet  GY +\$19 One Grommet	GB Black  GS Silver	High-Pressure Laminate Color (See Surface Materials Page 8)	No Cost  K Charcoal  DW Designer White  PA Platinum	See Surface Materials Page 7
	42" (1067)		2020	2048	2160	REJ3SREC2442						
	48" (1219)		2071	2099	2211	REJ3SREC2448						
	54" (1372)		2117	2145	2257	REJ3SREC2454						
	60" (1524)		2169	2197	2309	REJ3SREC2460						
	66" (1676)		2190	2218	2330	REJ3SREC2466						
	72" (1829)		2226	2254	2366	REJ3SREC2472						
30" (762)	36" (914)	29" (737)	\$2000	\$2028	\$2140	REJ3SREC3036						
	42" (1067)		2042	2070	2182	REJ3SREC3042						
	48" (1219)		2112	2140	2252	REJ3SREC3048						
	54" (1372)		2155	2200	2374	REJ3SREC3054						
	60" (1524)		2199	2244	2418	REJ3SREC3060						
	66" (1676)		2220	2265	2439	REJ3SREC3066						
	72" (1829)		2253	2298	2472	REJ3SREC3072						
Build your complete Part Number here:						-----	--	--	--	--	--	--



Sample Part Number:

Total Cost \$2000 =

REJ3SREC3036	.TS	GN	N/A	.573	.K	.E1
-----	--	--	--	--	--	--
\$2000	+	N/C	+	N/C	+	N/C

Rejuve Three Stage Rectangle Height Adjustable Table – TFL

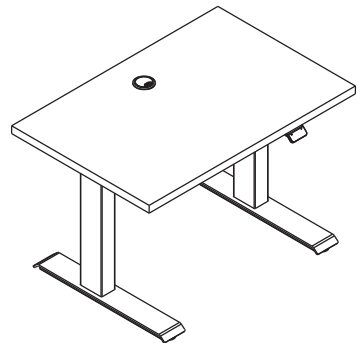
The Rejuve Three Stage Rectangle Height Adjustable Table features a nominal 1" thick Thermofused Laminate top with a PVC banded edge. An optional grommet is located in the back-center of the table top. The table comes with standard glides. The Rejuve 3 Stage Rectangle Height

Adjustable Table offers a height adjustment range from 21.5"-47.5" for a total of 26" of adjustment. Add the top thickness to determine the total height dimension. These tables tops have an option for true to size, which is perfect for a standalone table or to have the perimeter 1" shorter on all sides to work within any panel environment. The handset is an up and down lever

which has a digital read out and 2 memory settings. Each base leg is a three-section telescoping column. Two rails attach to the legs on the underside of the table top to ensure stability and support. The foot depth on the base is 23" for 24" deep tops, and 29" for 30" deep tops. Tables Ship Ready to Assemble.

Rejuve Three Stage Rectangle Height Adjustable Table - TFL

			List Price Laminate Grade		Catalog Number	Surface Size	Grom- met Options	Grom- met Color	Top Color	Base Color	Edge Color
Actual Depth	Actual Width	Base Depth	1	2							
24" (610)	36" (914)	23" (584)	\$1851	\$1867	REJ3SREC2436TFL	TS Full True To Size  1P 1" Gap all the way around perimeter	GN No Cost No Grommet  GY +\$19 One Grommet	GB Black  GS Silver	High- Pressure Laminate Color (See Surface Materials Page 8)	No Cost  K Charcoal  DW Designer White  PA Platinum	See Surface Materials Page 7
	42" (1067)		1886	1902	REJ3SREC2442TFL						
	48" (1219)		1929	1945	REJ3SREC2448TFL						
	54" (1372)		1971	1987	REJ3SREC2454TFL						
	60" (1524)		2000	2016	REJ3SREC2460TFL						
	66" (1676)		2055	2071	REJ3SREC2466TFL						
	72" (1829)		2105	2121	REJ3SREC2472TFL						
30" (762)	36" (914)	29" (737)	\$1872	\$1888	REJ3SREC3036TFL						
	42" (1067)		2020	2036	REJ3SREC3042TFL						
	48" (1219)		1964	1980	REJ3SREC3048TFL						
	54" (1372)		2017	2048	REJ3SREC3054TFL						
	60" (1524)		2071	2102	REJ3SREC3060TFL						
	66" (1676)		2099	2130	REJ3SREC3066TFL						
	72" (1829)		2125	2156	REJ3SREC3072TFL						
Build your complete Part Number here:					-----	--	--	--	--	--	--



Sample  
Part Number:

Total Cost \$2020 =

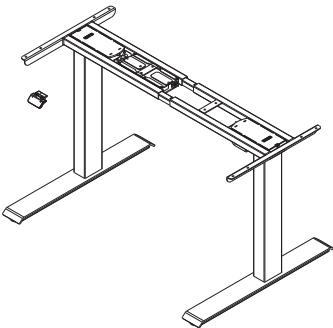
REJ3SREC3042TFL	.TS	GN	N/A	.XZ8	.K	.XZ8
-----	--	--	--	--	--	--
\$2020	+	N/C	+	N/C	+	N/C

**Rejuve Two Stage Rectangle Height Adjustable Table Base**

The Rejuve Two Stage Rectangle Height Adjustable Table Base is available to purchase for retrofit installations using the customer's table tops. The height adjustment ranges from 26.5"–43.5" high (without the top). The foot depth is 23" for 24" deep tops, and 29" for 30" deep tops. There are

specific bases available to support top widths from 36-72" wide. The bases are available in Charcoal, Designer White, or Platinum paint finishes. Do not operate the adjustment function of a base if the combined load limit exceeds 220 pounds. This load limit includes the weight of the table top plus the weight of any items it supports (e.g., desktop computer, printer etc.).

When attaching the base to a table top not supplied by Trendway, the customer is responsible for selecting the properly sized table base for the intended table top, and for following the installation instructions provided.



**Rejuve Two Stage Rectangle Height Adjustable Table Base**

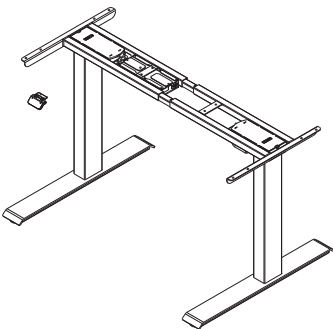
Table Top Sizes	Maximum Load Limit	List Price	Catalog Number	Base Color
24" Deep by 36-42 Wide	220lbs	\$1334	SICREJBASE2S3624	No Cost
24" Deep by 48-72" Wide	220lbs	1334	SICREJBASE2S4824	K Charcoal
30" Deep by 36-42 Wide	220lbs	1334	SICREJBASE2S3630	DW Designer White
30" Deep by 48-72" Wide	220lbs	1334	SICREJBASE2S4830	PA Platinum
Build your complete Part Number here:			-----	--

**Rejuve Three Stage Rectangle Height Adjustable Table Base**

The Rejuve Three Stage Rectangle Height Adjustable Table Base is available to purchase for retrofit installations using the customer's table tops. The height adjustment ranges from 21.5"–47.5" high (without the top). The foot depth is 23" for 24" deep tops, and 29" for 30" deep tops. There are

specific bases available to support top widths from 36-72" wide. The bases are available in Charcoal, Designer White, or Platinum paint finishes. Do not operate the adjustment function of a base if the combined load limit exceeds 220 pounds. This load limit includes the weight of the table top plus the weight of any items it supports (e.g., desktop computer, printer etc.).

When attaching the base to a table top not supplied by Trendway, the customer is responsible for selecting the properly sized table base for the intended table top, and for following the installation instructions provided.



**Rejuve Three Stage Rectangle Height Adjustable Table Base**

Table Top Sizes	Maximum Load Limit	List Price	Catalog Number	Base Color
24" Deep by 36-42 Wide	220lbs	\$1574	SICREJBASE3S3624	No Cost
24" Deep by 48-72" Wide	220lbs	1574	SICREJBASE3S4824	K Charcoal
30" Deep by 36-42 Wide	220lbs	1574	SICREJBASE3S3630	DW Designer White
30" Deep by 48-72" Wide	220lbs	1574	SICREJBASE3S4830	PA Platinum
Build your complete Part Number here:			-----	--

Sample  
Part Number:

Total Cost \$1574 =

SICREJBASE3S4824	.PA
-----	--
\$1574	+
	N/C



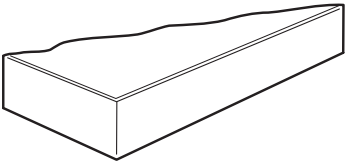
Levado™ Height Adjustable Table

Table Tops

Standard Features

Tables are available with either a 1 1/4" high-pressure laminate top or a 1" thermofused laminate top. Tables will have a PVC Banded Edge.

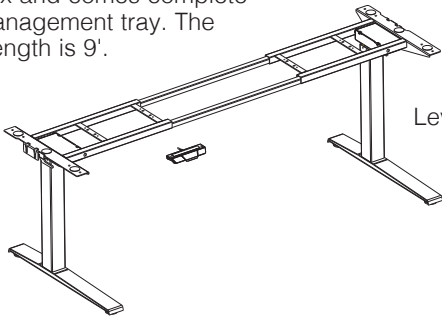
Levado Height Adjustable Table	Table Top Edge
	PVC
Rectangular	X



PVC Banded Edge

Table Bases

The Levado Height Adjustable Table has an all-steel Platinum power coated finish. The base ships fully assembled and in one box and comes complete with a wire management tray. The Power Cord length is 9'.




Levado Height Adjustable Table Base

Table Grommets

Grommets are available on the Levado Height Adjustable Tables, except the D-Shape Table. They are centered on the table along the back edge. Grommets are available in black or silver. The following drawing shows standard grommet location.

Grommet Dimensions



Rectangular Table

TABLE WEIGHT LIMITS

Tables with the recommended base/top size combination can support a maximum of 1.5 lb. for each inch of perimeter, evenly distributed.

**WARNING:**  
Failure to observe the recommended practices, such as loading beyond listed weight limits, will result in unsafe usage conditions and may result in bodily injury or failure of other components.

Any modification to Trendway product will change the criteria referenced above. Trendway will not honor the product warranty if modifications are made to the product or if the capacities referenced are exceeded.

### Levado Rectangle Height Adjustable Table

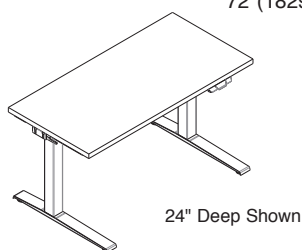
The Levado Rectangle Height Adjustable Table features a nominal 1 1/4" thick High Pressure Laminate top or a 1" thick Thermofused Laminate top with a PVC banded edge. An optional grommet is located in the back-center of the table top. The table comes with standard glides. The Levado Rectangle

Height Adjustable Table offers a height adjustment range from 24.5" – 48.5" for a total of 24" of adjustment. Add the top thickness to determine the total height dimension. These tables tops have an option for true to size, which is perfect for a stand alone table or to have the perimeter 1" shorter on all sides to work within any panel environment.

The Levado table features a 4 program digital read out intuitive Feather Lift™ control paddle. Each base leg is a three-section telescoping column. Two rails attach to the legs on the underside of the table top to ensure stability and support. The foot depth on the base is 27.5" for all table tops. The base ships fully assembled in one box. The Base is available in Platinum only.

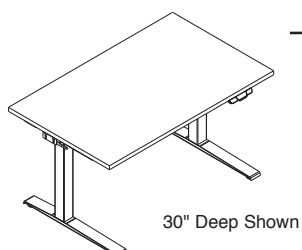
#### Levado Rectangle Height Adjustable Table – High Pressure Laminate

Actual Depth	Actual Width	List Price Laminate Grade			Catalog Number	Surface Size	Grommet	Grommet Color	Top Color	Edge Color
		1	2	3						
24" (610)	48"(1219)	\$1869	\$1897	\$2009	LEVHAT2448	TS Full True To Size  1P 1" Gap All The Way Around Perimeter (Not Available On 48" Tops)	GN No Cost No Grommet  GY +\$19 One Grommet	GB Black  GS Silver	High-Pressure Laminate Color (See Surface Materials Page 8)	(See Surface Materials Page 7)
	54"(1372)	1892	1920	2032	LEVHAT2454					
	60"(1524)	1913	1941	2053	LEVHAT2460					
	66"(1676)	1934	1962	2074	LEVHAT2466					
	72"(1829)	2001	2029	2141	LEVHAT2472					
30" (762)	48"(1219)	\$1955	\$1983	\$2095	LEVHAT3048					
	54"(1372)	1977	2022	2196	LEVHAT3054					
	60"(1524)	2000	2045	2219	LEVHAT3060					
	66"(1676)	2044	2089	2263	LEVHAT3066					
	72"(1829)	2131	2176	2350	LEVHAT3072					



#### Levado Rectangle Height Adjustable Table - Thermofused Laminate

Actual Depth	Actual Width	List Price Laminate Grade		Catalog Number	Surface Size	Grommet	Grommet Color	Top Color	Edge Color
		1	2						
24" (610)	48"(1219)	\$1761	\$1777	LEVHAT2448TFL	TS Full True To Size  1P 1" Gap All The Way Around Perimeter (Not Available On 48" Tops)	GN No Cost No Grommet  GY +\$19 One Grommet	GB Black  GS Silver	High-Pressure Laminate Color (See Surface Materials Page 8)	See Surface Material Page 7
	54"(1372)	1779	1795	LEVHAT2454TFL					
	60"(1524)	1799	1815	LEVHAT2460TFL					
	66"(1676)	1820	1836	LEVHAT2466TFL					
	72"(1829)	1881	1897	LEVHAT2472TFL					
30" (762)	48"(1219)	\$1841	\$1857	LEVHAT3048TFL					
	54"(1372)	1861	1892	LEVHAT3054TFL					
	60"(1524)	1881	1912	LEVHAT3060TFL					
	66"(1676)	1924	1955	LEVHAT3066TFL					
	72"(1829)	2005	2036	LEVHAT3072TFL					
Build your complete Part Number here:				_____	__	__	___	___	__



Sample Part Number:

Total Cost \$1761 =

LEVHAT2448TFL	.TS	GN	N/A	.XZ8	.XZ8					
\$1761	+	N/C	+	N/A	+	N/C	+	N/C	+	N/C

Levado Height Adjustable Table Base

Levado Height Adjustable Table base is available to purchase for retrofit installations using the customer's table tops. The height adjustment ranges from 24.5" – 48.5" high (without the top). The foot depth is 27.5" and supports tops 24-30" deep and 48-72" wide. The base ships complete in one box. Available in Platinum only.

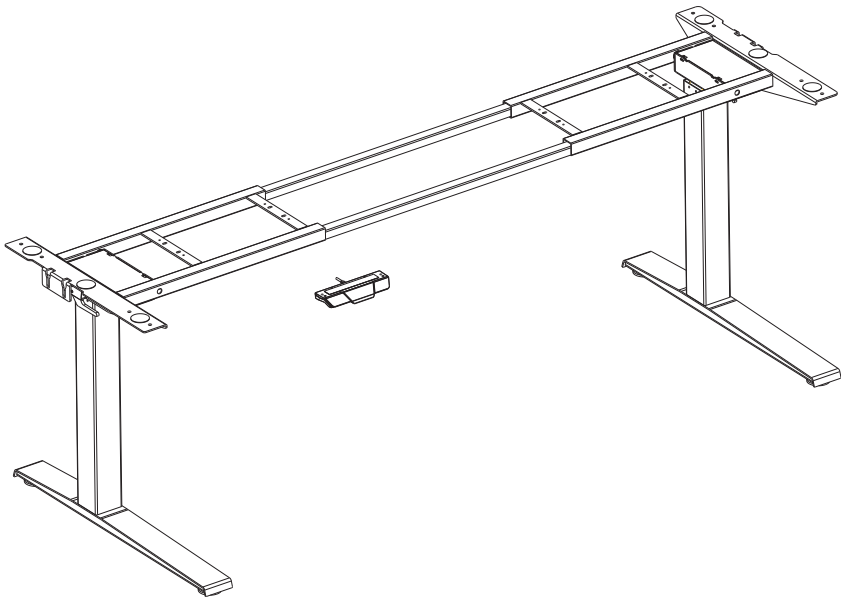
Do not operate the adjustment function of a base if the combined load limit exceeds 220 pounds. This load limit includes the weight of the table top plus the weight of any items it supports (e.g., desktop computer, printer etc.).

When attaching the base to a table top not supplied by Trendway, the customer is responsible for selecting the properly sized table base for the

intended table top, and for following the installation instructions provided.

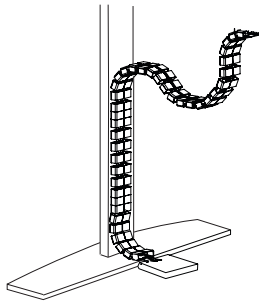
Levado Height Adjustable Table Base Only

Table Top Size	Maximum Load Limit	List Price	Catalog Number
24-30" Deep x 48-72" Nominal Width	220 lbs	\$1674	SICLEVHATBASE



**Collapsible Height Adjustable Table Wire Manager**

This vertical wire manager is constructed of durable plastic and flexes to accommodate the full range of a height adjustable table. It attaches to the underside of the table and has a weighted base to hold it in place on the ground. There are magnets that hold the links tight to the column of the table to assure everything is held in place. Available in 3 colors, Black, DesignerWhite and Platinum.



**Collapsible Height Adjustable Table Wire Manager**

Dimensions Height	List Price	Catalog Number	Color
53" (1346)	\$256	CVWMHAT	BK Black  DW Designer White  PA Platinum
Build your complete Part Number here:		-----	---

Sample  
Part Number:

CVWMHAT -----	. BK ---
------------------	-------------

Total Cost \$256 =

\$256	+	N/C
-------	---	-----

Post Mount Single Screen

The Post Mount Single Screen can be mounted with screws to any laminate work surface, desk or table top to provide a division. Included with the Screen are two posts, one acrylic screen, and the necessary mounting hardware.

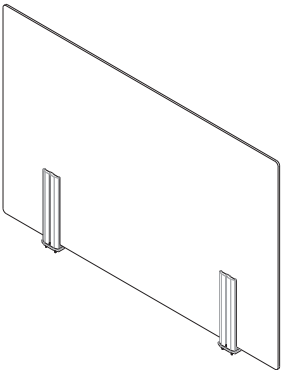
Note: The No Gap option will have a 3/4" gap to allow for cord pass through.

Note: The actual width of the acrylic screen is 3 3/8" shorter than nominal.

Access Slot Width Opening	
Width	Access Slot Opening
24"	10.125"
30"	16.125"
36"	22.125"
42"	20.125"
48"	26.125"
54"	32.125"
60"	30.125"
66"	36.125"
72"	42.125"

Single Acrylic Screen - Post Style Bracket- Screw Mount

Dimensions		List Price		Catalog Number	Work Surface Gapping	Insert Material	Trim Color		
Width	Height	Clear Plexi 01	Frosted Plexi E3A						
24" (610)	24" (610)	\$ 518	\$ 561	SCNSMPS2424	NP No Gap  4A 4" Access Slot along back	01 Clear Plexi	Standard Finish No Cost		
30" (762)		530	609	SCNSMPS3024					
36" (914)		614	704	SCNSMPS3624					
42" (1067)		629	708	SCNSMPS4224					
48" (1219)		641	714	SCNSMPS4824					
54" (1372)		654	1017	SCNSMPS5424					
60" (1524)		666	1029	SCNSMPS6024					
66" (1676)		843	1034	SCNSMPS6624					
72" (1829)		856	1047	SCNSMPS7224					
24" (610)	30" (762)	518	608	SCNSMPS2430		E3A Frosted Plexi	Premium Finishes +\$14		
30" (762)		551	798	SCNSMPS3030					
36" (914)		614	805	SCNSMPS3630					
42" (1067)		629	813	SCNSMPS4230					
48" (1219)		641	819	SCNSMPS4830					
54" (1372)		712	1588	SCNSMPS5430					
60" (1524)		728	1597	SCNSMPS6030					
66" (1676)		843	1601	SCNSMPS6630					
72" (1829)		856	1614	SCNSMPS7230					
24" (610)	36" (914)	614	702	SCNSMPS2436					
30" (762)		629	797	SCNSMPS3036					
36" (914)		811	989	SCNSMPS3636					
42" (1067)		827	992	SCNSMPS4236					
48" (1219)		839	998	SCNSMPS4836					
54" (1372)		844	1587	SCNSMPS5436					
60" (1524)		856	1596	SCNSMPS6036					
66" (1676)		1234	1603	SCNSMPS6636					
72" (1829)		1234	1616	SCNSMPS7236					
Build your complete Part Number here:				-----	---			---	--



Sample  
Part Number:

SCNSMPS2424		.4A		.01		.K
\$518	+	N/A	+	N/A	+	N/A

Total Cost \$518 =

**Single Acrylic Screen - Freestanding Plate**

The Freestanding Acrylic Screen can be placed on any work surface or table to provide a division. Included with the screen is either 2 or 4 Gray Brackets depending on the width of the screen. The brackets come with two types of foam pads for the underside of the bracket plates based on installation needs. One pad helps to prevent the screen from skidding on the worksurface, and the other pad uses double-sided tape for more of a secure attachment.

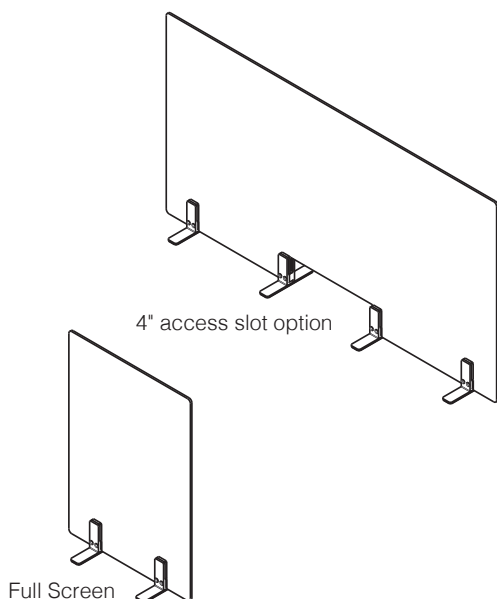
Note: The actual width of the acrylic screen is 3 3/8" shorter than nominal.

Note: Screens 24-54" in width will have 2 brackets and Screens 60-72" in width will have 4 brackets.

Access Slot Width Opening	
Width	Access Slot Opening
24"	9.5"
30"	15.5"
36"	21.5"
42"	23.5"
48"	29.5"
54"	35.5"
60"	14.187"
66"	16.187"
72"	18.187"

**Single Acrylic Screen - Freestanding Plate**

Dimensions		List Price		Catalog Number	Work Surface Gapping	Insert Material
Width	Height	Clear Plexi 01	Frosted Plexi E3A			
24" (610)	24" (610)	\$ 406	\$ 475	SCNAFS2424	NP No Gap  4A 4" Access Slot along back	01 Clear Plexi
30" (762)		429	516	SCNAFS3024		
36" (914)		453	557	SCNAFS3624		
42" (1067)		476	596	SCNAFS4224		
48" (1219)		501	640	SCNAFS4824		E3A Frosted Plexi
54" (1372)		536	691	SCNAFS5424		
60" (1524)		622	797	SCNAFS6024		
66" (1676)		645	836	SCNAFS6624		
72" (1829)		670	879	SCNAFS7224		
24" (610)	30" (762)	429	516	SCNAFS2430		
30" (762)		459	566	SCNAFS3030		
36" (914)		489	618	SCNAFS3630		
42" (1067)		519	671	SCNAFS4230		
48" (1219)		548	723	SCNAFS4830		
54" (1372)		589	783	SCNAFS5430		
60" (1524)		681	899	SCNAFS6030		
66" (1676)		711	950	SCNAFS6630		
72" (1829)		741	1003	SCNAFS7230		
Build your complete Part Number here:				-----	---	---



Sample  
Part Number:

Total Cost \$406 =

SCNAFS2424	.4A	.01
\$406	+	N/A
		+
		N/A

Single Acrylic Screen - Edge Mount Bracket

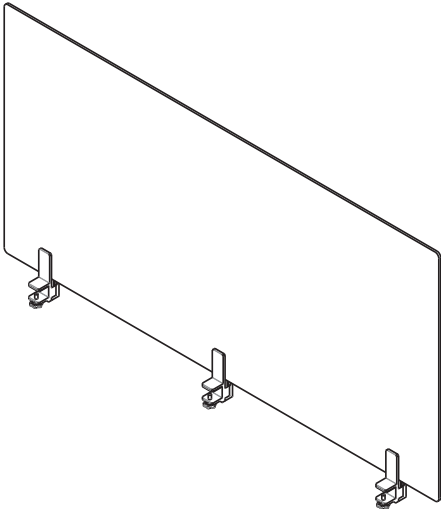
The Edge Mount Bracket uses clamps to attach to the back edge of a work surface. It is compatible with work surfaces up to 1 1/3" thick. The screen sits slightly offset from the back edge, creating a 3/4" gap to facilitate power/data cable management and other accessories. The final installed height of the

screen is measured from the desktop to the top of the screen. The screen width is 3/8" shorter than nominal. All necessary mounting hardware is included.

Note: Screens 24"-54" wide will ship with 2 brackets. Screens 60" and wider will ship with 3 brackets.

Single Acrylic Screen - Edge Mount Bracket

Dimensions		List Price		Catalog Number	Insert Material	Bracket Color
Width	Height	Clear Plexi 01	Frosted Plexi E3A			
24" (610)	24" (610)	\$ 379	\$ 448	SCNBECMS2424	No Cost 01 Clear Plexi	G Gray
30" (762)		402	490	SCNBECMS3024		
36" (914)		427	532	SCNBECMS3624		
42" (1067)		451	574	SCNBECMS4224		
48" (1219)		475	616	SCNBECMS4824	E3A Frosted Plexi	K Charcoal
54" (1372)		511	670	SCNBECMS5424		
60" (1524)		561	738	SCNBECMS6024		
66" (1676)		584	778	SCNBECMS6624		
72" (1829)		608	821	SCNBECMS7224	DW Designer White	
24" (610)	30" (762)	\$ 402	\$ 490	SCNBECMS2430		
30" (762)		433	543	SCNBECMS3030		
36" (914)		463	594	SCNBECMS3630		
42" (1067)		494	648	SCNBECMS4230		
48" (1219)		524	702	SCNBECMS4830		
54" (1372)		565	764	SCNBECMS5430		
60" (1524)		621	842	SCNBECMS6030		
66" (1676)		650	894	SCNBECMS6630		
72" (1829)		680	947	SCNBECMS7230		
Build your complete Part Number here:				_____	____	____



Sample Part Number:

SCNBECMS2424 _____	.01 ___	.G ___
\$379	+	N/A
	+	N/A

Total Cost \$379 =

Single Acrylic Screen - Top Mount Bracket

The Top Mount Bracket uses clamps to attach to the top of the work surface. It is compatible with work surfaces up to 1 1/3" thick. The screen sits on the work surface creating a 1 3/4" gap between the work surface and the bottom of the screen. The final installed height of the screen is measured from the desktop to the top of the screen. The screen width is 3/8" shorter than nominal. All necessary mounting hardware is included.

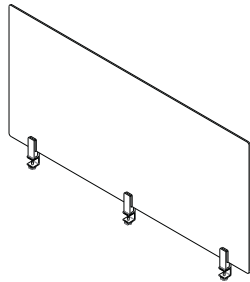
Note: Screens 24"-54" wide will ship with 2 brackets. Screens 60" and wider will ship with 3 brackets.

Corner Connector Kit

The Corner Connector Kit attaches Edge Mount Screens to Top Mount Screens at the intersecting corners. This creates 'L' and 'U' shape configurations connected as one unit. The SCNCCK Kit provides 2 brackets to create one corner connection for an 'L' Shape. The SCNCCK2 Kit

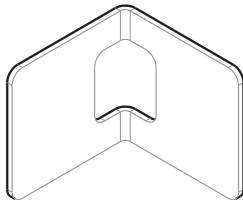
provides 4 brackets to accommodate 2 corner connections for a 'U' Shape.

Note: these are the same corner brackets used with the Post Style and Low Profile Bracket Screens, and can be utilized as service parts for these screens if needed.



Single Acrylic Screen - Top Mount Bracket

Dimensions		List Price		Catalog Number	Insert Material	Bracket Color
Width	Height	Clear Plexi 01	Frosted Plexi E3A			
24" (610)	24" (610)	\$ 379	\$ 448	SCNDTCMS2424	No Cost 01 Clear Plexi	G Gray
30" (762)		402	490	SCNDTCMS3024		
36" (914)		427	532	SCNDTCMS3624		K Charcoal
42" (1067)		451	574	SCNDTCMS4224		
48" (1219)		475	616	SCNDTCMS4824	E3A Frosted Plexi	DW Designer White
54" (1372)		511	670	SCNDTCMS5424		
60" (1524)		561	738	SCNDTCMS6024		
66" (1676)		584	778	SCNDTCMS6624		
72" (1829)		608	821	SCNDTCMS7224		
24" (610)	30" (762)	\$ 402	\$ 490	SCNDTCMS2430		
30" (762)		433	543	SCNDTCMS3030		
36" (914)		463	594	SCNDTCMS3630		
42" (1067)		494	648	SCNDTCMS4230		
48" (1219)		524	702	SCNDTCMS4830		
54" (1372)		565	764	SCNDTCMS5430		
60" (1524)		621	842	SCNDTCMS6030		
66" (1676)		650	894	SCNDTCMS6630		
72" (1829)		680	947	SCNDTCMS7230		
Build your complete Part Number here:				-----	---	---



Corner Connector Kit

	List Price	Catalog Number	Trim Color
2 Brackets to Connect 1 Corner	\$ 60	SCNCCK	Standard Finish No Cost
4 Brackets to Connect 2 Corners	\$ 97	SCNCCK2	Premium Finishes \$14

**Note:** For the Clamp Mount Screens specify Gray, Charcoal or Designer White to match the bracket color.

Sample Part Number:

SCNDTCMS2424	.01	.G
--------------	-----	----

Total Cost \$379 =

\$379	+	N/A	+	N/A
-------	---	-----	---	-----



**Post Mount Screen - U Configuration**  
The Post Mount Screen U Configuration can be mounted with screws or adhesive to any laminate work surface, desk or table top to provide a division. Included with the screen are six posts, three acrylic screens, and the necessary mounting hardware.

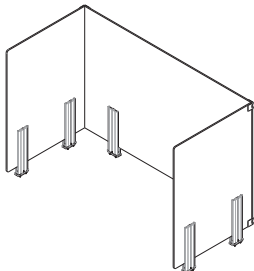
Note: The No Gap option will have a ¾" gap to allow for cord pass through.

Note: The minimum overall width of a desk needed to house a screen is 2.25" less than nominal. The minimum overall depth needed to house the screen is 2.5" less than the nominal depth.

Access Slot Width Opening	
Width	Access Slot Opening
24"	10.125"
30"	16.125"
36"	22.125"
42"	20.125"
48"	26.125"
54"	32.125"
60"	30.125"
66"	36.125"
72"	42.125"

**Post Mount Screen - U Configuration**

Dimensions			List Price		Catalog Number	Work Surface Gapping	Insert Material	Trim Color
Width	Depth	Height	Clear Plexi 01	Frosted Plexi E3A				
36" (914)	24" (610)	24" (610)	\$ 1580	\$ 1758	SCNSMPU362424	NP No Gap  2B 2" Gap  4A 4" Access Slot along back	01 Clear Plexi  E3A Frosted Plexi	Standard Finish No Cost  Premium Finishes +\$14
42" (1067)			1586	1764	SCNSMPU422424			
48" (1219)			1592	1770	SCNSMPU482424			
54" (1372)			1610	2070	SCNSMPU542424			
60" (1524)			1623	2079	SCNSMPU602424			
66" (1676)			1807	2084	SCNSMPU662424			
72" (1829)			1820	2090	SCNSMPU722424			
36" (914)	30" (762)	24" (610)	1580	1850	SCNSMPU363024			
42" (1067)			1586	1856	SCNSMPU423024			
48" (1219)			1592	1862	SCNSMPU483024			
54" (1372)			1610	2165	SCNSMPU543024			
60" (1524)			1623	2171	SCNSMPU603024			
66" (1676)			1807	2176	SCNSMPU663024			
72" (1829)			1820	2183	SCNSMPU723024			
36" (914)	24" (610)	30" (762)	1580	1949	SCNSMPU362430			
42" (1067)			1586	1955	SCNSMPU422430			
48" (1219)			1592	1961	SCNSMPU482430			
54" (1372)			1675	2731	SCNSMPU542430			
60" (1524)			1691	2740	SCNSMPU602430			
66" (1676)			1807	2745	SCNSMPU662430			
72" (1829)			1820	2751	SCNSMPU722430			
36" (914)	30" (762)	30" (762)	1643	2324	SCNSMPU363030			
42" (1067)			1654	2332	SCNSMPU423030			
48" (1219)			1666	2337	SCNSMPU483030			
54" (1372)			1742	3116	SCNSMPU543030			
60" (1524)			1759	3122	SCNSMPU603030			
66" (1676)			1873	3127	SCNSMPU663030			
72" (1829)			1889	3135	SCNSMPU723030			
36" (914)	24" (610)	36" (914)	1972	2323	SCNSMPU362436			
42" (1067)			1980	2331	SCNSMPU422436			
48" (1219)			1987	2338	SCNSMPU482436			
54" (1372)			2002	2923	SCNSMPU542436			
60" (1524)			2017	2930	SCNSMPU602436			
66" (1676)			2391	2935	SCNSMPU662436			
72" (1829)			2408	2944	SCNSMPU722436			
36" (914)	30" (762)	36" (914)	1972	2512	SCNSMPU363036			
42" (1067)			1980	2516	SCNSMPU423036			
48" (1219)			1987	2523	SCNSMPU483036			
54" (1372)			2002	3116	SCNSMPU543036			
60" (1524)			2017	3121	SCNSMPU603036			
66" (1676)			2391	3127	SCNSMPU663036			
72" (1829)			2408	3136	SCNSMPU723036			



Build your complete  
Part Number here:

Sample  
Part Number:

Total Cost \$1580 =

_____	____	____	__			
SCNSMPU362424	.NP ____	.01 ____	.K ____			
\$1580	+	N/A	+	N/A	+	N/A

Low Profile Bracket Screen - U Configuration

The Low Profile Bracket Screen - U Configuration can be mounted with adhesive to any laminate work surface, desk or table top to provide a division. Included with the screen are six brackets, three acrylic screens, and the necessary mounting hardware.

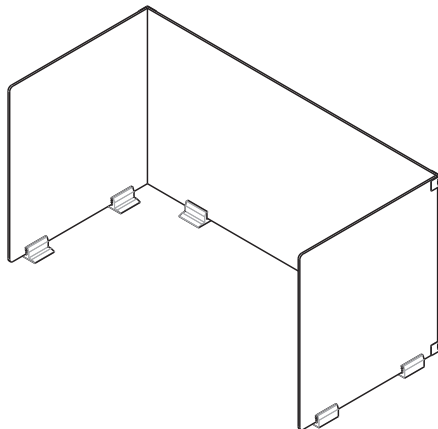
Note: The No Gap option will have a .6" gap to allow for cord pass through.

Note: The minimum overall width of a desk needed to house a screen is 2.25" less than nominal. The minimum overall depth needed to house the screen is 2.125" less than the nominal depth.

Access Slot Width Opening	
Width	Access Slot Opening
36"	18.875"
42"	16.875"
48"	22.875"
54"	28.875"
60"	26.875"
66"	32.875"
72"	38.875"

Low Profile Bracket Screen - U Configuration

Dimensions			List Price		Catalog Number	Work Surface Gapping	Insert Material	Trim Color
Width	Depth	Height	Clear Plexi 01	Frosted Plexi E3A				
36" (914)	24" (610)	24" (610)	\$ 955	\$ 1133	SCNTDMU362424	NP No Gap  4A 4" Access Slot along back screen	01 Clear Plexi  E3A Frosted Plexi	Standard Finish No Cost  Premium Finishes +\$14
42" (1067)			963	1141	SCNTDMU422424			
48" (1219)			968	1146	SCNTDMU482424			
54" (1372)			988	1448	SCNTDMU542424			
60" (1524)			1000	1456	SCNTDMU602424			
66" (1676)			1185	1462	SCNTDMU662424			
72" (1829)			1197	1467	SCNTDMU722424			
36" (914)	30" (762)	24" (610)	955	1225	SCNTDMU363024			
42" (1067)			963	1233	SCNTDMU423024			
48" (1219)			968	1238	SCNTDMU483024			
54" (1372)			988	1543	SCNTDMU543024			
60" (1524)			1000	1548	SCNTDMU603024			
66" (1676)			1185	1554	SCNTDMU663024			
72" (1829)			1197	1560	SCNTDMU723024			
36" (914)	24" (610)	30" (762)	955	1324	SCNTDMU362430			
42" (1067)			963	1332	SCNTDMU422430			
48" (1219)			968	1337	SCNTDMU482430			
54" (1372)			1053	2108	SCNTDMU542430			
60" (1524)			1067	2116	SCNTDMU602430			
66" (1676)			1185	2123	SCNTDMU662430			
72" (1829)			1197	2128	SCNTDMU722430			
36" (914)	30" (762)	30" (762)	1020	1700	SCNTDMU363030			
42" (1067)			1030	1708	SCNTDMU423030			
48" (1219)			1037	1715	SCNTDMU483030			
54" (1372)			1118	2492	SCNTDMU543030			
60" (1524)			1128	2497	SCNTDMU603030			
66" (1676)			1249	2504	SCNTDMU663030			
72" (1829)			1264	2510	SCNTDMU723030			



Build your complete Part Number here:

Sample Part Number:

Total Cost \$955 =

-----	---	---	--			
SCNTDMU362424	.NP	.01	.K			
-----	---	---	---			
\$955	+	N/A	+	N/A	+	N/A

Back Edge Mount Screens

Back Edge Mount Screens assemble to the back of a Height Adjustable Table Top with a 1" gap. The gap allows for power cords to pass between them.

All necessary mounting hardware is included.

When Specifying Screens for:

Rejuve and Levado Height Adjustable Tables

They attach to the back edge using hardware provided. Screens must be selected at the proper size for successful installation. Note that Height Adjustable Tables use nominal sizing and screens use actual sizing.

For tables that are specified as True to Size order a screen that is the same size as the width of the table. If the '1P' option is selected a screen 6" less in width must be specified.



Back Edge Mount Screens

Dimensions		List Price	Catalog Number	Insert Material	Trim Color
Width	Height				
24" (610)	13" (330)	\$679	TRGBMS2413	Plexiglass (01) No Cost	Standard Finish No Cost
30" (762)		741	TRGBMS3013		
36" (914)		818	TRGBMS3613		
42" (1067)		873	TRGBMS4213	Frosted Plexiglass (E3A) 24" + \$43	Premium Finish + \$14  (See Surface Materials Page 7)
48" (1219)		919	TRGBMS4813		
54" (1372)		973	TRGBMS5413		
60" (1524)		1017	TRGBMS6013		
66" (1676)	1074	TRGBMS6613			
24" (610)	19" (483)	\$733	TRGBMS2419	30" - 48" + \$116	
30" (762)		818	TRGBMS3019	54" - 66" + \$145	
36" (914)		886	TRGBMS3619		
42" (1067)		951	TRGBMS4219		
48" (1219)		998	TRGBMS4819		
54" (1372)		1067	TRGBMS5419	3-Form (E01-E03) 24" + \$177	
60" (1524)		1143	TRGBMS6019	30" - 48" + \$471	
66" (1676)		1226	TRGBMS6619	54" - 66" + \$588	
Build your complete Part Number here:			_____	____	__

Sample Part Number:

TRGBMS2413	.E3A	.G
\$679	+	\$43
		+
		N/C

Total Cost \$722 =

**Modesty**

The Modesty mounts 2" from the back edge of a Height Adjustable Table Top. All necessary mounting hardware is included.

**Screen/Modesty Combination**

The Screen/Modesty Combination mounts to the underside back edge of a Height Adjustable Table Top. There is a 1" gap between the Screen/Modesty and the Top, allowing power cords to pass between them.

**All necessary mounting hardware is included.**

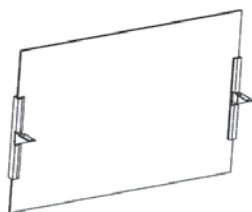
**When Specifying Screens for:****Rejuve and Levado Height Adjustable Tables**

They attach to the back edge using hardware provided. Modesty must be selected at the proper size for successful installation. Note that Height Adjustable Tables use nominal sizing and screens use actual sizing.

For tables that are specified as True to Size order a modesty that is the same size as the width of the table. If the '1P' option is selected a modesty 6" less in width must be specified.

**Modesty**

Dimensions Width      Height	List Price	Catalog Number	Insert Material	Trim Color
24" (610)      14" (356)	\$601	<b>TRGMOD24</b>	Plexiglass (01, 02) <b>No Cost</b>	<b>Standard Finish No Cost</b>
30" (762)	648	<b>TRGMOD30</b>		
36" (914)	695	<b>TRGMOD36</b>		
42" (1067)	758	<b>TRGMOD42</b>	Frosted Plexiglass (E3A) 24"	<b>Premium Finish + \$14</b>
48" (1219)	834	<b>TRGMOD48</b>	+ \$43	
54" (1372)	896	<b>TRGMOD54</b>	30" - 60"	
60" (1524)	973	<b>TRGMOD60</b>	+ \$87	
66" (1676)	1037	<b>TRGMOD66</b>	66" - 66" + \$116	(See Surface Materials Page 7)
			3-Form (E01-E03) 24"	
			+ \$177	
			30" - 60"	
			+ \$353	
			66"	
			+ \$471	

**Screen/Modesty Combination**

Dimensions Width      Height	List Price	Catalog Number	Insert Material	Trim Color
24" (610)      28" (711)	\$803	<b>TRGBMSM2428</b>	Plexiglass (01, 02) <b>No Cost</b>	<b>Standard Finish No Cost</b>
30" (762)	911	<b>TRGBMSM3028</b>		
36" (914)	1028	<b>TRGBMSM3628</b>		
42" (1067)	1095	<b>TRGBMSM4228</b>	Frosted Plexiglass (E3A) 24"	<b>Premium Finish + \$14</b>
48" (1219)	1182	<b>TRGBMSM4828</b>	+ \$87	
54" (1372)	1213	<b>TRGBMSM5428</b>	30" - 60"	
60" (1524)	1280	<b>TRGBMSM6028</b>	+ \$219	
66" (1676)	1383	<b>TRGBMSM6628</b>	66" - 72" + \$292	(See Surface Materials Page 7)
			3-Form (E01-E03) 24"	
			+ \$353	
			30" - 60"	
			+ \$882	
			66"	
			+ \$1028	

**Build your complete  
Part Number here:**

**Sample  
Part Number:**

**Total Cost \$778 =**

-----	---	-
<b>TRGMOD24</b> -----	<b>.E01</b> -----	<b>.G</b> -----
\$601	+	\$177
	+	N/C

Overview & Order Information	NOTES											
Statement of Line												
Surface Materials												
Training Tables												
Height Adjustable Tables & Screens												
Collaborative, Café & Occasional Tables												
Conference Tables												
Conference & Training Room Components												
Terms & Policies												

## Collaborative, Cafe & Occasional Tables

### Standing Height

<i>Rectangle</i> .....	78
<i>Wedge</i> .....	79

### Choices

<i>Collaborative</i>	<i>Round</i> .....	83
	<i>Square</i> .....	84
<i>Café</i>	<i>Round</i> .....	85
	<i>Square</i> .....	86
<i>Base Only</i> .....		87

### Intrinsic

<i>Collaborative</i>	Standard Edge	
	<i>Round</i> .....	91
	<i>Square</i> .....	92
	Executive Edge	
<i>Café</i>	<i>Round</i> .....	93
	<i>Square</i> .....	94
	Standard Edge	
	<i>Round</i> .....	95
<i>Occasional</i>	<i>Square</i> .....	95
	Executive Edge	
	<i>Round</i> .....	96
	<i>Square</i> .....	96
<i>Trig</i>	<i>Standard Edge</i> .....	97
	<i>Executive Edge</i> .....	98

### Trig

<i>Collaborative</i>	<i>Square</i> .....	101
----------------------	---------------------	-----

## Standing Height Rectangle Table

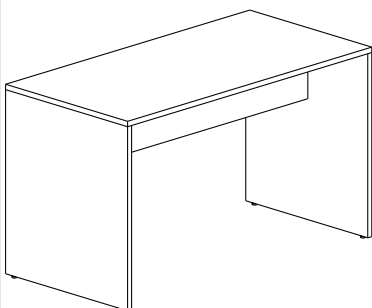
The Standing Height Rectangle Table has a 1-1/4" HPL top with a PVC banded edge. Standard features include a modesty, either half or full height, end panels and leveling glides. The knee space between the end panels is 2-1/2" (64) less than the width of the top.

Shipped ready to assemble. All tables come with a one-piece top and have a finished height of 42" (1067).

### Standing Height Rectangle Table

Dimensions			List Price			Catalog Number	Modesty Panel	Top Color	Top Edge Color	Laminate Base Color
Depth	Width	Height	Laminate 1	Grade 2	3					
24" (610)	60" (1524)	42" (1067)	\$ 1099	\$ 1326	\$ 1839	SDHRT2460	H No Cost Half  F +\$357 Full	High Pres- sure Lami- nate Color  (See Surface Material- als Page 8)	High Pres- sure Lami- nate Color  (See Surface Material- als Page 8)	(See Surface Materials Page 8)  Base edge will match laminate base color
	66" (1676)		1111	1338	1851	SDHRT2466				
	72" (1283)		1123	1350	1863	SDHRT2472				
	78" (1981)		1136	1363	1876	SDHRT2478				
	84" (2134)		1148	1375	1888	SDHRT2484				
	96" (2438)		1160	1387	1900	SDHRT2496				
30" (762)	60" (1524)	42" (1067)	\$ 1444	\$ 1850	\$ 2617	SDHRT3060				
	66" (1676)		1456	1862	2629	SDHRT3066				
	72" (1283)		1468	1874	2641	SDHRT3072				
	78" (1981)		1481	1887	2654	SDHRT3078				
	84" (2134)		1493	1899	2666	SDHRT3084				
	96" (2438)		1505	1911	2678	SDHRT3096				
38" (965)	60" (1524)	42" (1067)	\$ 1617	\$ 2023	\$ 2974	SDHRT3860				
	66" (1676)		1629	2035	2986	SDHRT3866				
	72" (1283)		1641	2047	2998	SDHRT3872				
	78" (1981)		1654	2060	3011	SDHRT3878				
	84" (2134)		1666	2072	3023	SDHRT3884				
	96" (2438)		1678	2084	3035	SDHRT3896				
42" (1067)	60" (1524)	42" (1067)	\$ 1629	\$ 2035	\$ 2986	SDHRT4260				
	66" (1676)		1641	2047	2998	SDHRT4266				
	72" (1283)		1654	2060	3011	SDHRT4272				
	78" (1981)		1666	2072	3023	SDHRT4278				
	84" (2134)		1820	2226	3177	SDHRT4284				
	96" (2438)		1851	2257	3208	SDHRT4296				
48" (1219)	60" (1524)	42" (1067)	\$ 1641	\$ 2047	\$ 2998	SDHRT4860				
	66" (1676)		1654	2060	3011	SDHRT4866				
	72" (1283)		1666	2072	3023	SDHRT4872				
	78" (1981)		1678	2084	3035	SDHRT4878				
	84" (2134)		1851	2257	3208	SDHRT4884				
	96" (2438)		1876	2282	3233	SDHRT4896				

Build your complete  
Part Number here:



Sample  
Part Number:

SDHRT2460	.H	.J0C	.E1	.J0C
\$1099	+	N/C	+	N/C

Total Cost \$1099 =

Standing Height Wedge Table

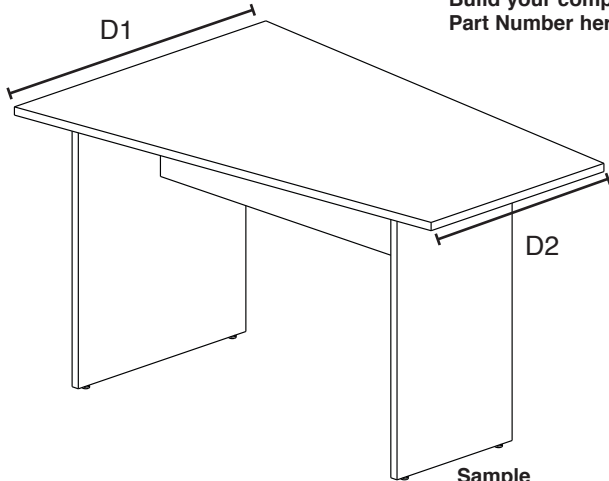
The Standing Height Wedge Table has a 1-1/4" HPL Top with a PVC banded edge. Standard features include a half or full height modesty, end panels and leveling glides. Depth1 side of the Wedge has a 3" (76) clearance from

the top of the surface to the end panel. There is also an optional grommet centered along this side of the table top. The knee space from the end of the Depth 2 side of the top to the end panel support is 12" (305).

Shipped ready to assemble. All tables come with a one-piece top and have a finished height of 42" (1067).

Standing Height Wedge Table

Dimensions				List Price			Catalog Number	Grommet	Grommet Color	Modesty Panel	Top Color	Top Edge Color	Base Color
Depth 1	Depth 2	Width	Height	Laminate 1	Grade 2	3							
40" (1016)	27" (686)	60" (1524)	42"(1067)	\$1573	\$1800	\$2313	SDHWT604027	GN No Cost	See Surface Materials Systems Paint and Trim color Page 7	H No Cost Half	High Pressure Laminate Color	High Pressure Laminate Color	(See Surface Materials Page 8)
48" (1219)	33" (838)	72" (1283)	42"(1067)	1759	2165	3116	SDHWT724833	Grommet					
56" (1422)	38" (965)	84" (2134)	42"(1067)	2037	2443	3394	SDHWT845638	GY +\$20 One Grommet		F +\$357 Full	(See Surface Materials Page 8)	(See Surface Materials Page 8)	Base edge will match laminate base color
Build your complete Part Number here:													



Sample Part Number:

SDHWT604027	.GN	.DW	.H	.J0C	.E1	.J0C				
\$1573	+	N/C	+	N/C	+	N/C	+	N/C	+	N/C

Total Cost \$1573 =



Overview & Order Information	NOTES									
Statement of Line										
Surface Materials										
Training Tables										
Height Adjustable Tables & Screens										
Collaborative, Café & Occasional Tables										
Conference Tables										
Conference & Training Room Components										
Terms & Policies										

Collaborative, Cafe & Occasional Tables

<b>Choices</b>		
<i>Overview</i> .....		82
<i>Collaborative</i>	<i>Round</i> .....	83
	<i>Square</i> .....	84
<i>Café</i>	<i>Round</i> .....	85
	<i>Square</i> .....	86
<i>Base Only</i> .....		87

Choices Collaborative and Café  
Tables

Choices tables are constructed with High Pressure Laminate. Tables have a PVC Flat banded edge that provides a clean squared corner.

Bases are constructed of steel and have a powder coat finish. X- and Disc-Base tables are available with a Round or Square table top in standard or Café Height. The X-Base standard height has a 2" diameter vertical column, and

the Café Height has a 4" diameter column. The Disc-Base has a 4" diameter column.

Table Tops

Table Top Edge Detail	
Tables	PVC
X-Base & Disc-Base:	
Round	X
Square	X


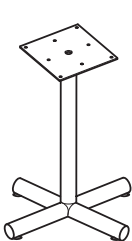
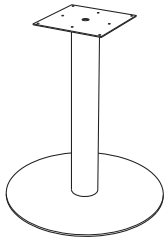


Table Bases

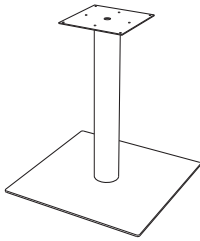
Finish Table Heights	
Collaborative	29" (737)
Café	42" (1067)



X-Base



Round Disc-Base



Square Disc-Base

Seating Capacity

Trendway Tables have the following suggested seating capacities:

	Table Size	Seating Capacity
Round	30 dia	2
	36 dia	3
	42 dia	4
	48 dia	4
Square	30x30	2
	36x36	4
	42x42	4
	48x48	4

TABLE WEIGHT LIMITS

Tables with the recommended base/top size combination can support a maximum of 1.5 lb. for each inch of perimeter, evenly distributed.

WARNING:

Failure to observe the recommended practices, such as loading beyond listed weight limits, will result in unsafe usage conditions and may result in bodily injury or failure of other components.

Any modification to Trendway product will change the criteria referenced above. Trendway will not honor the product warranty if modifications are made to the product or if the capacities referenced are exceeded.

**Round Tables - Standard Height**

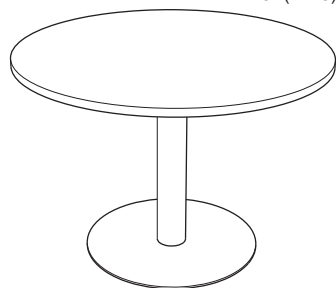
Each table has a high-pressure laminate top with a PVC Banded edge. Casters or glides are available on the Standard Height Round Table. Standard height 30"-42" round tables have a 2" diameter column. The 48" round table has a 4" diameter column. Shipped ready to assemble.

**Round Tables — X-Base**

Dimensions			List Price			Catalog	Casters/ Glides	Top Color	Base Color	Edge Color
Dia.	Height	X-Base Width	Laminate 1	Grade 2	3					
30" (762)	29" (737)	27" (686)	\$857	\$876	\$950	RDTT30	GL No Cost Glides  BC + \$76 Casters	High- Pressure Laminate Color (See Surface Materials Page 8)	Standard Finish No Cost  Premium Finish +\$42  See Surface Materials Page 7	See Surface Materials Page 7
36" (914)	29" (737)	27" (686)	981	1026	1200	RDTT36				
42" (1067)	29" (737)	33" (838)	996	1041	1215	RDTT42				
48" (1219)	29" (737)	33" (838)	1014	1059	1233	RDTT48				

**Round Tables—Disc-Base**

Dimensions		Round Disc	Square Disc	List Price			Catalog Number	Base Option	Top Color	Base Color	Edge Color
Dia.	Height	Base Width	Base Width	Laminate	Grade	2					
30" (762)	29" (737)	18" (457)	18" (457)	\$1095	\$1114	\$1188	RDTT30DSK	RDC No Cost Round Disc  SDC + \$70 Square Disc	High-Pressure Laminate Color (See Surface Materials Page 8)	Standard Finish No Cost  Premium Finish +\$42  See Surface Materials Page 7	See Surface Materials Page 7
36" (914)	29" (737)	18" (457)	18" (457)	1204	1249	1423	RDTT36DSK				
42" (1067)	29" (737)	24" (610)	24" (610)	1328	1373	1547	RDTT42DSK				
48" (1219)	29" (737)	28" (711)	28" (711)	1392	1437	1611	RDTT48DSK				
Build your complete Part Number here:							---	--	---	-	-

Sample  
Part Number:

RDTT36	.BC	.J46	.Y	.K
---	---	---	---	---

Total Cost \$1057 =

\$981	+	\$76	+	N/C	+	N/C	+	N/C
-------	---	------	---	-----	---	-----	---	-----

**Square Tables - Standard Height**

Each table has a high-pressure laminate top with a PVC Banded edge. Casters or glides are available on the standard height Square table. Standard height 30"-42" square tables have a 2" diameter column. The 48" square table has a 4" diameter column. Shipped ready to assemble.

**Square Tables — X-Base**

Dimensions				List Price			Catalog Number	Casters/ Glides	Top Color	Base Color	Edge Color
Depth/ Width	Height	X-Base Width		Laminate 1	Grade 2	3					
30" (762)	29" (737)	27" (686)		\$829	\$848	\$922	SQTT30	GL No Cost Glides  BC + \$76 Casters	High-Pressure Laminate Color (See Surface Materials Page 8)	Standard Finish No Cost  Premium Finish +\$42  See Surface Materials Page 7	See Surface Materials Page 7
36" (914)	29" (737)	27" (686)		958	986	1098	SQTT36				
42" (1067)	29" (737)	33" (838)		971	999	1111	SQTT42				
48" (1219)	29" (737)	33" (838)		989	1017	1129	SQTT48				

**Square Tables — Disc-Base**

Dimensions				List Price			Catalog Number	Base Option	Top Color	Base Color	Edge Color
Depth/ Width	Height	Round Disc-Base Width	Square Disc-Base Width	Laminate 1	Grade 2	3					
30" (762)	29" (737)	18" (457)	18" (457)	\$919	\$938	\$1012	SQTT30DSK	RDC No Cost Round Disc  SDC + \$76 Square Disc	High-Pressure Laminate Color (See Surface Materials Page 8)	Standard Finish No Cost  Premium Finish +\$42  See Surface Materials Page 7	See Surface Materials Page 7
36" (914)	29" (737)	24" (610)	24" (610)	1095	1123	1235	SQTT36DSK				
42" (1067)	29" (737)	28" (711)	24" (610)	1165	1193	1305	SQTT42DSK				
48" (1219)	29" (737)	32" (812)	28" (711)	1337	1365	1477	SQTT48DSK				
Build your complete Part Number here:							-----	----	---	-	-

Sample  
Part Number:

SQTT36	.GL	.J46	.Y	.K
-----	---	---	---	---

Total Cost \$958 =

\$958	+	N/C	+	N/C	+	N/C	+	N/C
-------	---	-----	---	-----	---	-----	---	-----

Round Tables - Café Height

Each table has a high-pressure laminate top with a PVC Banded edge. Café height tables have a 4" diameter column. Glides are standard on the Café Height Table. Shipped ready to assemble.

Round Café Height Tables— X-Base									
Dimensions			List Price			Catalog Number	Top Color	Base Color	Edge Color
Dia.	Height	X-Base Width	Laminate	Grade	3				
30" (762)	41" (1041)	27" (686)	\$1046	\$1065	\$1139	RDCH30	High-Pressure Laminate Color (See Surface Materials Page 8)	Standard Finish No Cost	See Surface Materials Page 7
36" (914)	41" (1041)	27" (686)	1176	1221	1395	RDCH36			
42" (1067)	41" (1041)	33" (838)	1188	1233	1407	RDCH42			
48" (1219)	41" (1041)	33" (838)	1205	1250	1424	RDCH48			
								Premium Finish +\$42	See Surface Materials Page 7


Round Café Height Tables—Disc-Base


Dimensions		Round	Square	List Price			Catalog	Base	Top	Base	Edge
Dia.	Height	Disc-Base	Disc-Base	Laminate	Grade						
		Width	Width	1	2	3	Number	Option	Color	Color	Color
30" (762)	41" (1041)	18" (457)	18" (457)	\$1095	\$1114	\$1188	RDCH30DSK	RDC No Cost Round Disc  SDC + \$76 Square Disc	High- Pressure Laminate Color (See Surface Materials Page 8)	Standard Finish No Cost	See Surface Materials Page 7
36" (914)	41" (1041)	18" (457)	18" (457)	1274	1319	1493	RDCH36DSK				
42" (1067)	41" (1041)	24" (610)	24" (610)	1345	1390	1564	RDCH42DSK				
48" (1219)	41" (1041)	28" (711)	28" (711)	1557	1602	1776	RDCH48DSK				
Build your complete Part Number here:							-----	--	---	-	-

Sample Part Number:	RDCH30		.J46	.Y	.K			
Total Cost \$1046 =	\$1046	+	+	N/C	+	N/C	+	N/C

Square Tables - Café Height

Each table has a high-pressure laminate top with a PVC Banded edge. Glides are standard on the Café Height Square table. Café height tables have a 4" diameter column. Shipped ready to assemble.

Square Café Height Tables — X-Base										
	Dimensions			List Price			Catalog Number	Top Color	Base Color	Edge Color
	Depth/Width	Height	X-Base Width	Laminate Grade						
				1	2	3				
	30" (762)	41" (1041)	27" (686)	\$1019	\$1038	\$1112				
	36" (914)	41" (1041)	27" (686)	1151	1196	1370				
	42" (1067)	41" (1041)	33" (838)	1164	1192	1304				
	48" (1219)	41" (1041)	33" (838)	1181	1209	1321	SQCH30 SQCH36 SQCH42 SQCH48	High-Pressure Laminate Color (See Surface Materials Page 8)	Standard Finish No Cost  Premium Finish +\$42  See Surface Materials Page 7	See Surface Materials Page 7



Square Café Height Tables — Disc-Base											
Depth/ Width	Dimensions			List Price			Catalog Number	Base Option	Top Color	Base Color	Edge Color
	Height	Round Disc-Base Width	Square Disc-Base Width	Laminate 1	Grade 2	3					
30" (762)	41" (1041)	18" (457)	18" (457)	\$1076	\$1095	\$1169	<b>SQCH30DSK</b> <b>SQCH36DSK</b> <b>SQCH42DSK</b> <b>SQCH48DSK</b>	<b>RDC No Cost</b> Round Disc  <b>SDC + \$76</b> Square Disc	High- Pressure Laminate Color (See Surface Materials Page 8)	<b>Standard Finish No Cost</b>  <b>Premium Finish +\$42</b>  See Surface Materials Page 7	See Surface Materials Page 7
36" (914)	41" (1041)	24" (610)	24" (610)	1239	1267	1379					
42" (1067)	41" (1041)	28" (711)	24" (610)	1310	1338	1450					
48" (1219)	41" (1041)	32" (812)	28" (711)	1520	1548	1660					
Build your complete Part Number here:							-----	--	---	-	-

Sample Part Number:

SQCH30		.J46	.Y	.K
--------	--	------	----	----

Total Cost \$1019 =

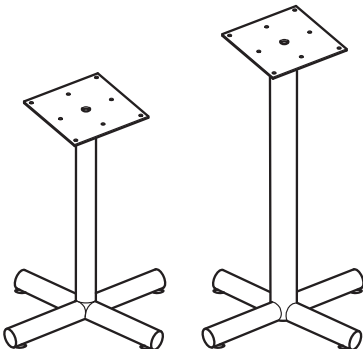
\$1019	+	+	N/C	N/C	N/C
--------	---	---	-----	-----	-----

Table Legs

The Table Legs are available for retrofit installation beneath existing table tops. Bases are 27 1/2" (699)-high. X-Base is shipped ready to assemble.

When attaching this base to a table top not supplied by Trendway, it is the customer's responsibility to provide adequate number of base supports and install according to provided installation instructions.

Casters are not available on Café Height Tables.



### Table Base - X-Base

Table Size	Bases Required	Base Width	List Price Per Base	Catalog Number	Casters/ Glides	Base Trim Color
30"-36" (762-914) Rounds and Squares	1	27" (686)	\$ 513	SICTTX27	GL	Standard
42" (1067) Rounds and Squares	1	33" (838)	544	SICTTX33	No Cost	Finish
48" (1219) Rounds and Squares	1	33" (838)	564	SICTT48X33	Glides	No Cost
<b>Café Height</b>						<b>Premium</b>
30"-36" (762-914) Rounds and Squares	1	27" (686)	\$ 682	SICCHX27	BC	Finish
42"-48" (1067-1219) Rnds and Sqrs	1	33" (838)	733	SICCHX33	+ \$76 Casters	+\$42
					(Not available on Café Height bases)	See Surface Materials Page 7
Build your complete Part Number here:				-----	-	-

Sample Part Number:

SICTTX27

-----

.GL

---

.Y

-

Total Cost \$513 =

\$513

+

N/C

+

N/C



Overview & Order Information	NOTES									
Statement of Line										
Surface Materials										
Training Tables										
Height Adjustable Tables & Screens										
Collaborative, Café & Occasional Tables										
Conference Tables										
Conference & Training Room Components										
Terms & Policies										

Collaborative, Cafe & Occasional Tables

<b>Intrinsic</b>	
<i>Overview</i> .....	90
<i>Collaborative</i>	
Standard Edge	
Round .....	91
Square .....	92
Executive Edge	
Round .....	93
Square .....	94
<i>Café</i>	
Standard Edge	
Round .....	95
Square .....	95
Executive Edge	
Round .....	96
Square .....	96
<i>Occasional</i>	
Standard Edge .....	97
Executive Edge .....	98

**Intrinsic Collaborative, Café and Occasional Tables**  
The Standard 1" Intrinsic Top is surfaced with Thermofused Laminate. The Executive Top is 1.5" thick and surfaced with High Pressure Laminate. All tables have a PVC flat banded

edge. The Executive Tops offer a Flat or Fluted edge option. The tops are available in either round or square or rectangle (occasional only) shapes. Intrinsic Tables offer three base style options. One is constructed of laminate material, two are steel with

a powder coat finish. The laminate base is X-shaped. Column Leg Tables have four 4" diameter column legs. Disc Bases have a 4" column and are available for Round or Square table tops in standard or Café Height.

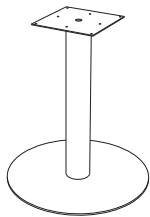
Table Tops

Tables	Table Top Edge Detail		
	PVC	Flat	Fluted
<b>Standard Top</b>			
Round	X	X	
Square	X	X	
<b>Executive Top</b>			
Round	X	X	X
Square	X	X	X

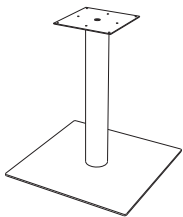
Table Bases

Intrinsic Table Heights*	
Occasional	19" (483)
Collaborative	28 3/4" (730)
Café	41" (1041)

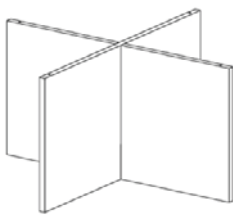
\*Please note Executive Tables will be 1/2" taller




Round Disc-Base



Square Disc-Base



Laminate Base



Column Base

Seating Capacity

Trendway Tables have the following suggested seating capacities:

	Table Size	Seating Capacity
Round	30 dia	2
	36 dia	3
	42 dia	4
	48 dia	4
	60 dia	6
Square	30x30	2
	36x36	4
	42x42	4
	48x48	4
	60x60	6

TABLE WEIGHT LIMITS

Tables with the recommended base/top size combination can support a maximum of 1.5 lb. for each inch of perimeter, evenly distributed.

WARNING:


Failure to observe the recommended practices, such as loading beyond listed weight limits, will result in unsafe usage conditions and may result in bodily injury or failure of other components.

Any modification to Trendway product will change the criteria referenced above. Trendway will not honor the product warranty if modifications are made to the product or if the capacities referenced are exceeded.

Tables - Standard Edge


Intrinsic Tables are shipped complete with your choice of base options and leveling glides. Each table has a 1" Thermofused Laminate top with a 3mm vinyl edgeband. The following bases are available: Thermofused Laminate, steel disc base(s) or 4" steel column legs. Tables are 28<sup>3</sup>/<sub>4</sub>" (730)-high.

Shipped ready to assemble.




### Intrinsic Round Tables – Laminate Base

Dimensions Diameter	List Price Thermofused Grade		Catalog Number	Top Color	Top Edge Color	Laminate Base Color
	1	2				
36" (914)	\$ 759	\$ 837	ZFRDT36	Thermo- fused Laminate  See Surface Materials Page 8	Thermo- fused Laminate  See Surface Materials Page 8	See Surface Materials Page 8 Base edge will match laminate base color
42" (1067)	804	882	ZFRDT42			
48" (1219)	812	890	ZFRDT48			
60" (1524)	1056	1111	ZFRDT60			



### Intrinsic Round Tables – Column Leg Base

Dimensions Diameter	Qty. of Column Legs	List Price Thermofused Grade		Catalog Number	Steel Base Color
		1	2		
36" (914)	4	\$1312	\$1328	ZFRDT36CLM	Standard Finish No Cost  Premium Finish +\$70  See Surface Materials Page 7
42" (1067)	4	1357	1412	ZFRDT42CLM	
48" (1219)	4	1365	1420	ZFRDT48CLM	
60" (1524)	4	1611	1666	ZFRDT60CLM	



### Intrinsic Round Tables – Disc Base

Dimensions Top Diameter	Round Disc Base Dia.	Square Disc Base Dia.	List Price Thermofused Grade		Catalog Number	Base Option	Steel Base Color
			1	2			
36" (914)	18" (457)	18" (457)	\$1142	\$ 1158	ZFRDT36DSK	RDC No Cost Round Disc  SDC +\$70 Square Disc	Standard Finish No Cost Premium Finish +\$42  See Surface Materials Page 7
42" (1067)	24" (610)	24" (610)	1302	1357	ZFRDT42DSK		
48" (1219)	28" (711)	28" (711)	1350	1405	ZFRDT48DSK		
60" (1524)	28" (711)	28" (711)	1594	1649	ZFRDT60DSK		

Build your complete  
Part Number here:

Sample  
Part Number:

ZFRDT48

.XZ3

.XZ4

.XZ3

Total Cost \$812 =

\$812

+

N/C

+

N/C

+

N/C


+

N/C

## Tables - Standard Edge, continued

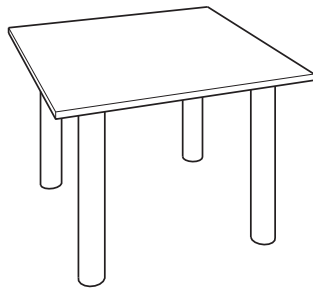
Overview &  
Order InformationStatement  
of LineSurface  
MaterialsTraining  
TablesHeight  
Adjustable  
Tables & ScreensCollaborative,  
Café & Occasional  
TablesConference  
TablesConference &  
Training Room  
Components

## Intrinsic Square Tables – Laminate Base



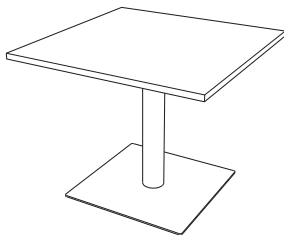
Dimensions Diameter	List Price Thermofused Grade		Catalog Number	Top Color	Top Edge Color	Laminate Base Color
	1	2				
36" (914)	\$ 706	\$ 784	ZFSQT36	Thermo- fused Laminate  See Surface Materials Page 8	Thermo- fused Laminate  See Surface Materials Page 8	See Surface Materials Page 8 Base edge will match laminate base color
42" (1067)	778	883	ZFSQT42			
48" (1219)	848	926	ZFSQT48			
60" (1524)	990	1095	ZFSQT60			

## Intrinsic Square Tables – Column Leg Base



Dimensions Diameter	Qty. of Column Legs	List Price Thermofused Grade		Catalog Number
		1	2	
36" (914)	4	\$1274	\$ 1290	ZFSQT36CLM
42" (1067)	4	1310	1341	ZFSQT42CLM
48" (1219)	4	1328	1359	ZFSQT48CLM
60" (1524)	4	1557	1612	ZFSQT60CLM

## Intrinsic Square Tables – Disc Base



Dimensions Top Depth/Width	Round Disc Base Dia.	Square Disc Base Dia.	List Price Thermofused Grade		Catalog Number	Base Option	Steel Base Color
			1	2			
36" (914)	24" (610)	24" (610)	\$ 990	\$ 1006	ZFSQT36DSK	RDC No Cost Rd Disc  SDC +\$70 Sq Disc	Standard Finish No Cost Premium Finish +\$42  See Surface Materials Page 7
42" (1067)	28" (711)	24" (610)	1130	1161	ZFSQT42DSK		
48" (1219)	32" (813)	28" (711)	1274	1305	ZFSQT48DSK		
Build your complete Part Number here:							

Sample  
Part Number:

ZFSQT36

---

.XZ3

.XZ4

.XZ3

Total Cost \$706 =

\$706

+

N/C

+

N/C

+

N/C


+

N/C


**Tables - Executive Edge**

Intrinsic Executive Tables are shipped complete with your choice of 3 base options and leveling glides. Each table has a 1½" High-Pressure Laminate top with a 3mm matched vinyl edgeband. The following bases are available: Thermofused Laminate, steel disc base(s) or 4" steel column legs. Tables are 29¼" (743)-high.


Shipped ready to assemble.

**Intrinsic Executive Round Tables – Laminate Base**

Dimensions Diameter	List Price Thermofused Grade		Catalog Number	Edge Detail	Top Color	Top Edge Color	Laminate Base Color
	1	2					
36" (914)	\$1260	\$1461	<b>ZEFRDT36</b>	<b>XS No Cost Flat</b>  <b>XF + \$29 Fluted</b>	Thermo- fused Laminate	Thermo- fused Laminate	See Surface Materials Page 8
42" (1067)	1417	1618	<b>ZEFRDT42</b>				
48" (1219)	1466	1700	<b>ZEFRDT48</b>				
60" (1524)	1528	1865	<b>ZEFRDT60</b>				

**Intrinsic Executive Round Tables – Column Leg Base**

Dimensions Diameter	Qty. of Column Legs	List Price Thermofused Grade		Catalog Number				
		1	2					
36" (914)	4	\$1890	\$2091	<b>ZEFRDT36CLM</b>				Steel Base Color
42" (1067)	4	1915	2116	<b>ZEFRDT42CLM</b>				
48" (1219)	4	1939	2140	<b>ZEFRDT48CLM</b>				
60" (1524)	4	2063	2358	<b>ZEFRDT60CLM</b>				

**Intrinsic Executive Round Tables – Disc Base**

Dimensions Diameter	Round Disc Base Dia.	Square Disc Base Dia.	List Price Thermofused Grade		Catalog Number	Base Option			
			1	2					
36" (914)	18" (457)	18" (457)	\$1679	\$1880	<b>ZEFRDT36DSK</b>	<b>RDC No Cost Round Disc</b>  <b>SDC +\$70 Square Disc</b>			Steel Base Color
42" (1067)	24" (610)	24" (610)	1705	1906	<b>ZEFRDT42DSK</b>				
48" (1219)	28" (711)	28" (711)	1730	1931	<b>ZEFRDT48DSK</b>				
60" (1524)	28" (711)	28" (711)	2001	2296	<b>ZEFRDT60DSK</b>				
<b>Build your complete Part Number here:</b>									

Sample  
Part Number:

<b>ZEFRDT48</b>	__	<b>.XS</b>	<b>.XZ3</b>	<b>.XZ4</b>	<b>.XZ3</b>
-----------------	----	------------	-------------	-------------	-------------


Total Cost \$1466 =

\$1466	+	N/C	+	N/C	+	N/C	+	N/C	+	N/C
--------	---	-----	---	-----	---	-----	---	-----	---	-----

## Tables - Executive Edge continued

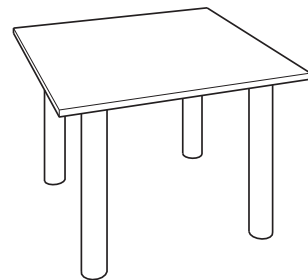
Overview &  
Order InformationStatement  
of LineSurface  
MaterialsTraining  
TablesHeight  
Adjustable  
Tables & ScreensCollaborative,  
Café & Occasional  
TablesConference  
TablesConference &  
Training Room  
Components

Terms &amp; Policies

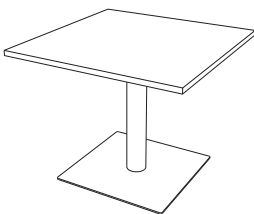


## Intrinsic Executive Square Tables – Laminate Base

Dimensions Depth/Width	List Price Thermofused Grade		Catalog Number	Top Color	Top Edge Color	Laminate Base Color
	1	2				
36" (914)	\$1103	\$ 1304	<b>ZEFSQT36</b>	Thermo- fused Laminate	Thermo- fused Laminate	See Surface Materials Page 8
42" (1067)	1357	1558	<b>ZEFSQT42</b>			
48" (1219)	1415	1616	<b>ZEFSQT48</b>			
60" (1524)	1472	1809	<b>ZEFSQT60</b>			
				See Surface Materials Page 8	See Surface Materials Page 8	Base edge will match laminate base color

Intrinsic Executive Square Tables –  
Column Leg Base

Dimensions Depth/Width	Qty. of Column Legs	List Price Thermofused Grade		Catalog Number	Steel Base Color
		1	2		
36" (914)	4	\$1755	\$1921	<b>ZEFSQT36CLM</b>	Standard Finish No Cost  Premium Finish +\$42  See Surface Materials Pg 7
42" (1067)	4	1810	1976	<b>ZEFSQT42CLM</b>	
48" (1219)	4	1867	2033	<b>ZEFSQT48CLM</b>	
60" (1524)	4	1981	2276	<b>ZEFSQT60CLM</b>	



## Intrinsic Executive Square Tables – Disc Base

Dimensions Depth/Width	Height	Round Disc Base Dia.	Square Disc Base Dia.	List Price Thermofused Grade		Catalog Number	Base Option	Steel Base Color
				1	2			
36" (914)	29 1/4" (743)	24" (610)	24" (610)	\$1557	\$1723	<b>ZEFSQT36DSK</b>	RDC No Cost Rd Disc  SDC +\$70 Sq Disc	Standard Finish No Cost  Premium Finish +\$42  See Surface Materials Pg 7
42" (1067)	29 1/4" (743)	28" (711)	24" (610)	1641	1807	<b>ZEFSQT42DSK</b>		
48" (1219)	29 1/4" (743)	32" (813)	28" (711)	1669	1835	<b>ZEFSQT48DSK</b>		
Build your complete Part Number here:							---	---

Sample  
Part Number:

ZEFSQT36

---

.XZ3

---

.XZ4

---

.XZ3

---

Total Cost \$1103 =

\$1103

+

N/C

+

N/C

+

N/C

+

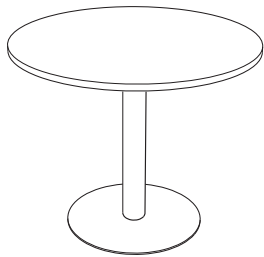
N/C

Café Tables - Standard Edge

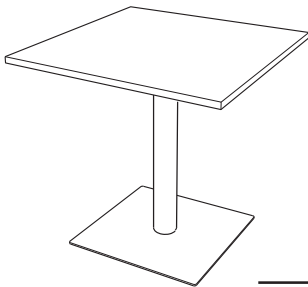
Intrinsic Tables are shipped complete with your choice of base options and leveling glides. Each table has a 1" Thermofused Laminate top with a 3mm vinyl edgeband.

Shipped ready to assemble.

Intrinsic Round Tables – Café Height Disc Base										
Dimensions Top		Round Disc Base Dia.	Square Disc Base Dia.	List Price Thermofused Grade		Catalog Number	Base Option	Top Color	Top Edge Color	Steel Base Color
Diameter	Height			1	2					
30" (762)	41" (1041)	18" (457)	18" (457)	\$ 1061	\$ 1077	ZFRDCHT30DSK	RDC No Cost Rd Disc	Thermo-fused Laminate	Thermo-fused Laminate	Standard Finish No Cost
36" (914)	41" (1041)	18" (457)	18" (457)	1204	1220	ZFRDCHT36DSK				
42" (1067)	41" (1041)	24" (610)	24" (610)	1310	1365	ZFRDCHT42DSK				
48" (1219)	41" (1041)	28" (711)	28" (711)	1506	1561	ZFRDCHT48DSK	SDC +\$70 Sq Disc	See Surface Materials Page 8	See Surface Materials Page 8	Premium Finish +\$42 See Surface Materials Page 7



Intrinsic Square Tables – Café Height Disc Base										
Dimensions Top		Round Disc Base Dia.	Square Disc Base Dia.	List Price Thermofused Grade		Catalog Number	Base Option	Top Color	Top Edge Color	Steel Base Color
Depth/Width	Height			1	2					
30" (762)	41" (1041)	18" (457)	18" (457)	\$ 1040	\$ 1056	ZFSQCHT30DSK	RDC No Cost Rd Disc	Thermo-fused Laminate	Thermo-fused Laminate	Standard Finish No Cost
36" (914)	41" (1041)	24" (610)	18" (457)	1165	1181	ZFSQCHT36DSK				
42" (1067)	41" (1041)	28" (711)	24" (610)	1345	1376	ZFSQCHT42DSK				
48" (1219)	41" (1041)	32" (813)	28" (711)	1457	1488	ZFSQCHT48DSK	SDC +\$70 Sq Disc	See Surface Materials Page 8	See Surface Materials Page 8	Premium Finish +\$42 See Surface Materials Page 7
Build your complete Part Number here:						-----	---	---	---	--



Sample Part Number:

ZFSQCHT30DSK	.RDC	.XZ3	.XZ4	.PA
-----	---	---	---	--

Total Cost \$1082 =

\$1040	+	N/C	+	N/C	+	N/C	+	\$42
--------	---	-----	---	-----	---	-----	---	------




Café Tables - Executive Edge

Intrinsic Tables are shipped complete with your choice of base options and leveling glides. Each table has a 1" Thermofused Laminate top with a 3mm vinyl edgeband.

Shipped ready to assemble.

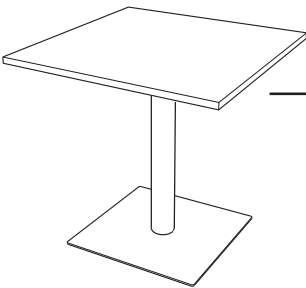
Intrinsic Executive Round Cafe Height Tables – Disc Base

Dimensions		Round Disc Base Dia.	Square Disc Base Dia.	List Price		Catalog Number	Base Option	Edge Detail	Top Color	Top Edge Color	Steel Base Color
Diameter	Height			1	2						
30" (762)	41" (1041)	18" (457)	18" (457)	\$1585	\$1786	ZEFRDCHT30DSK	RDC No Cost Rd Disc	XS No Cost Flat	Thermo- fused Laminate	Thermo- fused Laminate	Std. Finish No Cost
36" (914)	41" (1041)	18" (457)	18" (457)	1698	1899	ZEFRDCHT36DSK					Premium Finish +\$42
42" (1067)	41" (1041)	24" (610)	24" (610)	1810	2011	ZEFRDCHT42DSK					
48" (1219)	41" (1041)	28" (711)	28" (711)	1867	2068	ZEFRDCHT48DSK	SDC +\$70 Sq Disc	XF + \$29 Fluted	See Surface Materials Page 8	See Surface Materials Page 8	See Surface Materials Page 7



Intrinsic Executive Square Café Height Tables - Disc Base

Dimensions		Round Disc Base Dia.	Square Disc Base Dia.	List Price		Catalog Number	Base Option	Edge Detail	Top Color	Top Edge Color	Steel Base Color
Diameter	Height			1	2						
30" (762)	41" (1041)	18" (457)	18" (457)	\$1528	\$1694	ZEFSQCHT30DSK	RDC No Cost Rd Disc	XS No Cost Flat	Thermo- fused Laminate	Thermo- fused Laminate	Standard Finish No Cost
36" (914)	41" (1041)	24" (610)	24" (610)	1641	1807	ZEFSQCHT36DSK					
42" (1067)	41" (1041)	28" (711)	24" (610)	1755	1921	ZEFSQCHT42DSK					
48" (1219)	41" (1041)	32" (813)	28" (711)	1810	1976	ZEFSQCHT48DSK	SDC +\$70 Sq Disc	XF + \$29 Fluted	See Surface Materials Page 8	See Surface Materials Page 8	Premium Finish +\$42 See Surface Materials Page 7



Build your complete  
Part Number here:

_____	---	--	---	---	--
-------	-----	----	-----	-----	----

Sample  
Part Number:

ZEFRDCHT30DSK	.RDC	.XS	.XZ3	.XZ4	.PA
_____	---	--	---	---	--

Total Cost \$1627 =

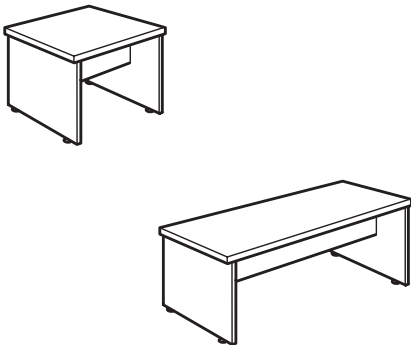
\$1585	+	N/C	+	N/C	+	N/C	+	N/C	+	\$42
--------	---	-----	---	-----	---	-----	---	-----	---	------

Reception Area Tables - Standard Edge

Intrinsic Reception Area Tables are shipped complete with base and leveling glides. Each table has a 1" (25) Thermofused Laminate top and base, 3mm matching vinyl edgeband around all tops.

Shipped ready to assemble.

Intrinsic Reception Area Tables								
Depth	Dimensions		List Price		Catalog Number	Top Color	Top Edge Color	Laminate Base Color
	Width	Height	1	2				
22" (559)	22" (559) 48" (1219)	19" (483)	\$ 512 650	\$ 528 705	ZFMT ZFCT	Thermo-fused Laminate  See Surface Materials Page 8	Thermo-fused Laminate  See Surface Materials Page 8	See Surface Materials Page 8  Base edge will match base laminate color
Build your complete Part Number here:					_____	_____	_____	_____



Sample Part Number:

ZFMT	.XZ1	.XZ4	.XZ1
------	------	------	------

Total Cost \$512 =

\$512	+	N/C	+	N/C	+	N/C
-------	---	-----	---	-----	---	-----

Reception Area Tables - Executive Edge

Intrinsic Reception Area Tables are shipped complete with base and leveling glides. Each table has a 1½" thick High-Pressure Laminate top, 3mm matching vinyl edgeband around all tops.

Shipped ready to assemble.

Intrinsic Executive Reception Area Tables

Depth	Dimensions		List Price		Catalog Number	Edge Detail	Top Color	Top Edge Color	Laminate Base Color
	Width	Height	1	2					
22" (559)	22" (559) 48" (1219)	19½" (495)	\$ 539 903	\$ 605 958	ZEFMT ZEFCT	XS No Cost Flat  XF + \$29 Fluted	Thermo-fused Laminate  See Surface Materials Page 8	Thermo-fused Laminate  See Surface Materials Page 8	See Surface Materials Page 8  Base edge will match base laminate color
Build your complete Part Number here:						---	--	---	---

Sample Part Number:

ZEFMT	.XF	.XZ1	.XZ4	.XZ1
---	--	---	---	---

Total Cost \$568 =

\$539	+	\$29	+	N/C	+	N/C	+	N/C
-------	---	------	---	-----	---	-----	---	-----

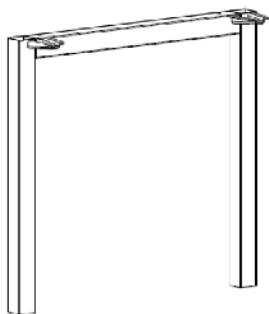
## Trig

Overview.....	100
Collaborative Square .....	101

**Trig Collaborative Tables**  
Trig Collaborative Tables have square Thermofused laminate tops with a PVC edge band.

The base consists of two 2"x 2" U-shaped powder-coated steel legs. The table comes standard with glides. The finished height of the table is 28 ¾" (730)

Table Base



Seating Capacity

Trendway Tables have the following suggested seating capacities:

	Table Size	Seating Capacity
Square	36x36	4
	42x42	4
	48x48	4
	60x60	6

TABLE WEIGHT LIMITS

Tables with the recommended base/top size combination can support a maximum of 1.5 lb. for each inch of perimeter, evenly distributed.

WARNING:

Failure to observe the recommended practices, such as loading beyond listed weight limits, will result in unsafe usage conditions and may result in bodily injury or failure of other components.

Any modification to Trendway product will change the criteria referenced above. Trendway will not honor the product warranty if modifications are made to the product or if the capacities referenced are exceeded.

Tables

Trig Tables are shipped complete with a 1"-thick Thermofused Laminate top and 3mm vinyl edge band. Shipped ready to assemble.

Square Tables

Trig Square Tables come with two work surface support legs, 2" square, and all necessary hardware.

Trig Square Table							
Dimensions		List Price		Catalog Number	Top Color	Top Edge Color	Leg Trim Color
Depth/Width	Height	Thermofused Grade 1	Thermofused Grade 2				
36" (914)	28 <sup>3</sup> / <sub>4</sub> " (730)	\$ 1390	\$ 1406	TRGSQT36 TRGSQT42 TRGSQT48	Thermo-fused Laminate (See Surface Materials Page 8)	Thermo-fused Laminate (See Surface Materials Page 8)	Standard Finish No Cost  Premium Finish + \$40  (See Surface Materials Page 7)
42" (1067)	28 <sup>3</sup> / <sub>4</sub> " (730)	1623	1678				
48" (1219)	28 <sup>3</sup> / <sub>4</sub> " (730)	1668	1723				
Build your complete Part Number here:				-----	--	--	-



Sample Part Number:

TRGSQT36		.XZ1		.XZ4		N/A
\$1390	+	N/C	+	N/C	+	N/C

Total Cost \$1390 =

Overview & Order Information	NOTES									
Statement of Line										
Surface Materials										
Training Tables										
Height Adjustable Tables & Screens										
Collaborative, Café & Occasional Tables										
Conference Tables										
Conference & Training Room Components										
Terms & Policies										

Conference Tables

<b>Choices</b>	
<i>Boat</i> .....	106
<i>Racetrack</i> .....	107
<i>Rectangular</i> .....	108
<i>Steel Bases</i> .....	110
<b>Intrinsic</b>	
<i>Standard Edge</i>	<i>Racetrack</i> ..... 113
	<i>Rectangular</i> ..... 114
<i>Executive Edge</i>	<i>Racetrack</i> ..... 115
	<i>Rectangular</i> ..... 116
<b>Trig</b>	
<i>Rectangular</i> .....	119



Choices Conference Tables

Choices Conference Tables are surfaced with High Pressure Laminate. Tables will have a PVC Flat T-Molded Edge or Banded Edge depending on model. The Flat T-Molded edge provides a radius at the corners, while

the banded edge provides a clean squared corner.

The base is powder coated steel with molded end caps. The Base includes adjustable glides.

All tables in this section have a finished height of 29" (737)

Grain Direction

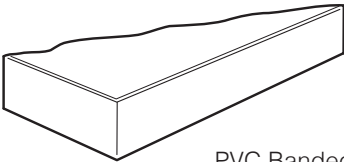
Single piece tops – grain direction runs parallel to the length.  
Multiple piece tops – grain direction runs perpendicular to the length.

Table Tops

Tables	Table Top Edge Detail	
	PVC	T-Molded
Boat	X	X
Rectangular	X	X
Racetrack	X	X

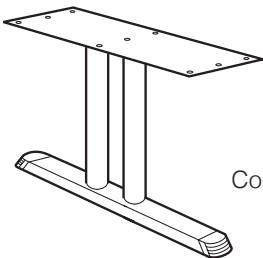


PVC Flat T-Molded Edge



PVC Banded Edge

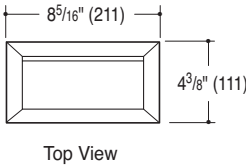
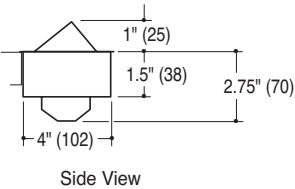
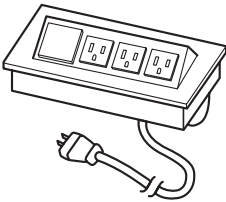
Table Base



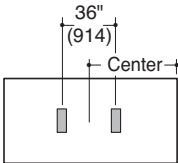
Conference Double-Tube  
Column Bi-Point

Electrical

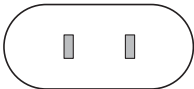
Conference Table:  
The pop-up power/data module for the Conference Tables is made of clear anodized aluminum. Only Conference Tables that are 96" (2438) and wider have two optional electrical pop-up modules. The pop-up module has 3 power receptacles and 1 data opening. Each receptacle is rated for 15 amps. When specified the table ships with a pre-cut mounting location for the pop-up module. A 6' power cord is included. The pop-up module is field installed.



Pop-up Module Locations:



Rectangular  
Conference Table



Racetrack  
Conference Table



Boat  
Conference Table

Seating Capacity

Trendway Tables have the following suggested seating capacities:

	Table Size	Seating Capacity
Boat	42x84	6
	48x96	8
	54x108	8
	48x120	10
	48x144	10
	60x120	10
	60x144	12
Racetrack	48x96	6
	48x120	10
	48x144	10
	60x96	8
	60x120	10
	60x144	12
Rectangular	42x72	6
	48x60	4
	48x72	6
	48x84	8
	48x96	8
	48x120	10
	48x144	10
	60x120	10
	60x144	12

TABLE WEIGHT LIMITS

Tables with the recommended base/top size combination can support a maximum of 1.5 lb. for each inch of perimeter, evenly distributed.

WARNING:

Failure to observe the recommended practices, such as loading beyond listed weight limits, will result in unsafe usage conditions and may result in bodily injury or failure of other components.

Any modification to Trendway product will change the criteria referenced above. Trendway will not honor the product warranty if modifications are made to the product or if the capacities referenced are exceeded.

## BOAT CONFERENCE TABLES

Tables are 29" (737)-high. Each table has a high-pressure laminate top with either PVC Flat T-Molded or PVC Banded Edge.

Optional power is available on all Boat Tables 96" (2438) in width and longer. The table comes with two pre-cut mounting locations that will fit the pop-up module.

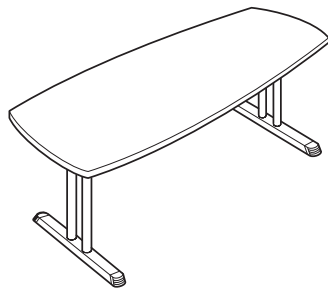
Shipped ready to assemble. Boat table tops 84" (2134)- to 108" (2743)-wide are shipped in one piece, 120" (3048)-wide in two pieces, and 144" (3658)-wide in three pieces.

## Steel Bases

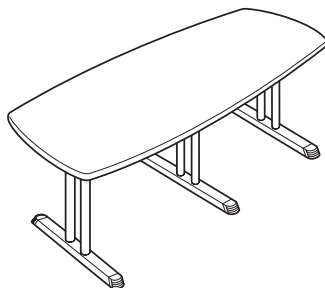
Tables are 29" (737)-high. Tables have the following type and quantity of steel base supports:

Table Width	Support	Quantity
84" (2134)	37" (940) Dbl Tube Bi-Point	2
96" (2438)	37" (940) Dbl Tube Bi-Point	3
108" (2743)	37" (940) Dbl Tube Bi-Point	3
120" (3048)	37" (940) Dbl Tube Bi-Point	3
144" (3658)	37" (940) Dbl Tube Bi-Point	3

Note: Wood grain and Platinum vinyl edges are available as PVC Banded Edge only.



Double Tube Bi-Point  
84" (2134) Widths



Double Tube Bi-Point  
96" (2438) - 144" (3658) Widths

## Boat Conference Tables — Steel Bases

Dimensions			List Price			Catalog Number	Electrical	Top Color	Base Trim Color	Edge Color	Foot Trim Color						
Depth at Ends	Depth at Center	Width	Laminate 1	Grade 2	3												
PVC Flat T-Molded Edge						BT4284FTB2 BT4896FTB8 BT48120FTB7 BT48144FTB1 BT54108FTB8 BT60120FTB5 BT60144FTB0	NN No Cost No Electrical  EN + \$1133 Electrical	High-Pressure Laminate Color (See Surface Materials Page 8)	Standard Smooth Finish Only  See Surface Materials Page 7	See Surface Materials Page 7	K Charcoal Or Repeat Trim Color For Color Matched						
33 1/4" (845)	42" (1067)	84" (2134)	\$1738	\$1796	\$2027												
38" (965)	48" (1219)	96" (2438)	2500	2558	2789												
38" (965)	48" (1219)	120" (3048)	3118	3193	3470												
38" (965)	48" (1219)	144" (3658)	3573	3666	4013												
42 7/8" (1089)	54" (1372)	108" (2743)	2718	2811	3158												
47 5/8" (1210)	60" (1524)	120" (3048)	3623	3745	4199												
47 5/8" (1210)	60" (1524)	144" (3658)	3805	3898	4245												
PVC Banded Edge												BT4284EB1 BT4896EB7 BT48120EB5 BT48144EB0 BT54108EB6 BT60120EB3 BT60144EB8					
33 1/4" (845)	42" (1067)	84" (2134)	\$2176	\$2234	\$2465												
38" (965)	48" (1219)	96" (2438)	2718	2776	3007												
38" (965)	48" (1219)	120" (3048)	3553	3628	3905												
38" (965)	48" (1219)	144" (3658)	4007	4100	4447												
42 7/8" (1089)	54" (1372)	108" (2743)	3152	3245	3592												
47 5/8" (1210)	60" (1524)	120" (3048)	4169	4291	4745												
47 5/8" (1210)	60" (1524)	144" (3658)	4715	4837	5291												
Build your complete Part Number here:						_____	__	---	-	-	-						
Sample Part Number:						BT4896EB7	.NN	.J46	.Y	.K	.Y						
Total Cost \$2718 =						\$2718	+	N/C	+	N/C	+	N/C	+	N/C	+	N/C	

Shaded items require an extended Lead Time.

RACETRACK CONFERENCE TABLES

Each table has a high-pressure laminate top with either PVC Flat T-Molded or PVC Banded Edge. Optional power is available on all Racetrack Tables. The table comes with two pre-cut mounting locations that will fit the pop-up module.

Shipped ready to assemble. Racetrack table tops 96" (2438)- and 120" (3048)-wide are shipped in two pieces, and 144" (3658)-wide in three pieces.

Steel Bases

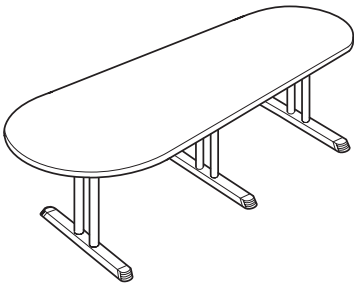
Tables are 29" (737)-high. Tables have the following type and quantity of steel base supports:

Table Width	Support	Quantity
96" (2438)	37" (940) Dbl Tube Bi-Point	3
120" (3048)	37" (940) Dbl Tube Bi-Point	3
144" (3658)	37" (940) Dbl Tube Bi-Point	3

Note: Wood grain and Platinum vinyl edges are available as PVC Banded Edge only.

Racetrack Conference Tables — Steel Bases

Dimensions		List Price			Catalog Number	Electrical	Top Color	Base Trim Color	Edge Color	Foot Trim Color
Depth	Width	Laminate 1	Grade 2	3						
PVC Flat T-Molded Edge										
48" (1219)	96" (2438)	\$2518	\$2576	\$2807	RTK4896FTB1	NN No Cost No Electrical	High-Pressure Laminate Color (See Surface Materials Page 8)	Standard Smooth Finish Only	See Surface Materials Page 7	K Charcoal Or Repeat Trim Color For Color Matched
48" (1219)	120" (3048)	3081	3174	3521	RTK48120FTB1					
48" (1219)	144" (3658)	3445	3538	3885	RTK48144FTB2					
60" (1524)	96" (2438)	\$3263	\$3338	\$3615	RTK6096FTB9	EN + \$1133 Electrical		See Surface Materials Page 7		
60" (1524)	120" (3048)	3445	3567	4021	RTK60120FTB7					
60" (1524)	144" (3658)	3805	3898	4245	RTK60144FTB1					
PVC Banded Edge										
48" (1219)	96" (2438)	\$3445	\$3503	\$3734	RTK4896EB0					
48" (1219)	120" (3048)	3623	3716	4063	RTK48120EB3					
48" (1219)	144" (3658)	3988	4081	4428	RTK48144EB9					
60" (1524)	96" (2438)	\$3623	\$3698	\$3975	RTK6096EB7					
60" (1524)	120" (3048)	4169	4291	4745	RTK60120EB0					
60" (1524)	144" (3658)	4715	4837	5291	RTK60144EB6					
Build your complete Part Number here:						---	---	---	-	-



Sample Part Number:

RTK6096FTB9	.EN	.J46	.Y	.I	.Y					
\$3263	+	\$1133	+	N/C	+	N/C	+	N/C	+	N/C

Shaded items require an extended Lead Time.

Each table has a high-pressure laminate top with either PVC Flat T-Molded or PVC Banded Edge. Optional power is available on all Rectangular Tables 96" (2438) in width and longer. The table comes with two pre-cut mounting locations that will fit the pop-up module.

Shipped ready to assemble. Rectangular table tops 60" (1524)- to 96" (2438)-wide are shipped in one piece, 120" (3048)-wide in two pieces, and 144" (3658)-wide in three pieces.


Tables are 29" (737)-high.

Tables have the following type and quantity of steel base supports:

Table Size	Support	Quantity
48"x72"(1219x1829)	37" (940) Dbl Tube Bi-Point	2

**Note:** Wood grain and Platinum vinyl edges are available as PVC Banded Edge only.

## Rectangular Conference Tables — Steel Bases

Dimensions		List Price			Catalog Number	Electrical	Top Color	Base Trim Color	Edge Color	Foot Trim Color
Depth	Width	1	2	3						
<b>PVC Flat T-Molded Edge</b>						<b>NN</b> <b>No Cost</b> No Electrical  <b>EN</b> <b>+ \$1133</b> Electrical	High-Pressure Laminate Color (See Surface Materials Page 8)	<b>Standard Smooth Finish Only</b> See Surface Materials Page 7	See Surface Materials Page 7	<b>K</b> Charcoal Or Repeat Trim Color For Color Matched
42" (1067)	72" (1829)	\$1559	\$1617	\$1848	<b>RT4272FTB9</b>					
48" (1219)	60" (1524)	\$1775	\$1833	\$2064	<b>RT4860FTB0</b>					
48" (1219)	72" (1829)	1867	1925	2156	<b>RT4872FTB2</b>					
48" (1219)	84" (2134)	1884	1942	2173	<b>RT4884FTB4</b>					
48" (1219)	96" (2438)	2537	2595	2826	<b>RT4896FTB1</b>					
48" (1219)	120" (3048)	2807	2882	3159	<b>RT48120FTB0</b>					
48" (1219)	144" (3658)	3081	3174	3521	<b>RT48144FTB5</b>					
60" (1524)	120" (3048)	\$3263	\$3385	\$3839	<b>RT60120FTB9</b>					
60" (1524)	144" (3658)	3716	3809	4156	<b>RT60144FTB3</b>					
										
Double Tube Bi-Point 72" (1829) Width										

**Build your complete  
Part Number here:**

-----	---	---	-	-	-

**Sample  
Part Number:**

RT4860FTB0	.NN	.553	.Y	.K	.Y
------------	-----	------	----	----	----

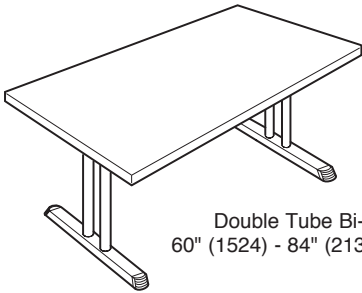
**Total Cost \$1775 =**

\$1775	+	N/C	+	N/C	+	N/C	+	N/C	+	N/C
--------	---	-----	---	-----	---	-----	---	-----	---	-----

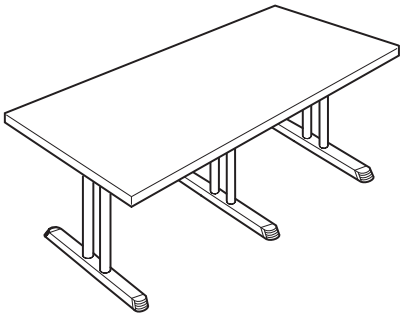
Table Size	Support	Quantity
48"x60"(1219x1524)	37" (940) Dbl Tube Bi-Point	2
48"x72"(1219x1829)	37" (940) Dbl Tube Bi-Point	2
48"x84"(1219x2134)	37" (940) Dbl Tube Bi-Point	2
48"x96"(1219x2438)	37" (940) Dbl Tube Bi-Point	3
48"x120"(1219x3048)	37" (940) Dbl Tube Bi-Point	3
48"x144"(1219x3658)	37" (940) Dbl Tube Bi-Point	3
60"x120"(1524x3048)	37" (940) Dbl Tube Bi-Point	3
60"x144"(1524x3658)	37" (940) Dbl Tube Bi-Point	3

Rectangular Conference Tables — Steel Bases, Continued

Dimensions		List Price			Catalog Number	Electrical	Top Color	Base Trim Color	Edge Color	Foot Trim Color
Depth	Width	1	2	3						
PVC Banded Edge										
42" (1067)	72" (1829)	\$1667	\$1725	\$1956	RT4272EB8	NN No Cost No Electrical	High-Pressure Laminate Color (See Surface Materials Page 8)	Standard Smooth Finish Only	See Surface Materials Page 7	K Charcoal Or Repeat Trim Color For Color Matched
48" (1219)	60" (1524)	\$1811	\$1869	\$2100	RT4860EB9	EN + \$1133 Electrical				
48" (1219)	72" (1829)	1904	1962	2193	RT4872EB6					
48" (1219)	84" (2134)	1918	1976	2207	RT4884EB3					
48" (1219)	96" (2438)	2590	2648	2879	RT4896EB0					
48" (1219)	120" (3048)	3315	3390	3667	RT48120EB9					
48" (1219)	144" (3658)	3697	3790	4137	RT48144EB3					
60" (1524)	120" (3048)	\$3338	\$3460	\$3914	RT60120EB7					
60" (1524)	144" (3658)	3843	3965	4419	RT60144EB1					
Build your complete Part Number here:										



Double Tube Bi-Point  
60" (1524) - 84" (2134) Widths



Double Tube Bi-Point  
96" (2438) - 144" (3658) Widths

Sample  
Part Number:

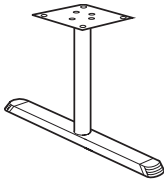
RT4860EB9	.NN	.553	.Y	.A	.Y
-----------	-----	------	----	----	----

Total Cost \$1811 =

\$1811	+	N/C	+	N/C	+	N/C	+	N/C	+	N/C
--------	---	-----	---	-----	---	-----	---	-----	---	-----

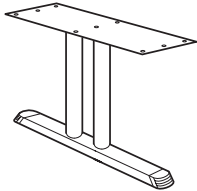
**Steel Bases**  
Steel bases are available for retrofit installation beneath existing table tops. Bases are 27<sup>1</sup>/<sub>8</sub>" (708)-high. Steel 4-Point Base shipped ready to assemble.

When attaching this base to a table top not supplied by Trendway, it is the customer's responsibility to provide adequate number of base supports and install according to provided installation instructions.



**Steel Base, Bi-Point**

Table Size	Bases Required	Base Width	List Price	Catalog Number	Base Trim Color	Foot Trim Color
24" x 48" (610x1219) Rectangular	2	20" (508)	\$397	SICBPB20	Standard Smooth Finish Only  See Surface Materials Page <a href="#">7</a>	K Charcoal Or Repeat Trim Color For Color Matched
24" x 60" (610x1524) Rectangular	2	20" (508)				
24" x 72" (610x1829) Rectangular	2	20" (508)				
30" x 60" (762x1524) Boat	2	26" (660)	\$390	SICBPB26		
30" x 48" (762x1219) Rectangular	2	26" (660)				
30" x 54" (762x1372) Rectangular	2	26" (660)				
30" x 60" (762x1524) Rectangular	2	26" (660)				
30" x 72" (762x1829) Rectangular	2	26" (660)				
36" x 72" (914x1829) Boat	2	31" (787)	\$447	SICBPB31		
42" x 84" (1067x2134) Boat	2	31" (787)				
36" x 48" (914x1219) Rectangular	2	31" (787)				
36" x 60" (914x1524) Rectangular	2	31" (787)				
36" x 72" (914x1829) Rectangular	2	31" (787)				
36" x 96" (914x2438) Rectangular	3	31" (787)				
42" x 72" (1067x1829) Rectangular	2	31" (787)				



**Steel Base, Double Tube Bi-Point**

Table Size	Bases Required	Base Width	List Price	Catalog Number
48" x 96" (1219x2438) Boat	3	37" (940)	\$618	SICDBPB37
48" x 120" (1219x3048) Boat	3	37" (940)		
48" x 144" (1219x2743) Boat	3	37" (940)		
54" x 108" (1372x2743) Boat	3	37" (940)		
60" x 120" (1529x3048) Boat	3	37" (940)		
60" x 144" (1529x3658) Boat	3	37" (940)		
48" x 60" (1219x1524) Rectangular	2	37" (940)		
48" x 72" (1219x1829) Rectangular	2	37" (940)		
48" x 84" (1219x2134) Rectangular	2	37" (940)		
48" x 96" (1219x2438) Rectangular	3	37" (940)		
48" x 120" (1219x3048) Rectangular	3	37" (940)		
48" x 144" (1219x3658) Rectangular	3	37" (940)		
60" x 120" (1529x3048) Rectangular	3	37" (940)		
60" x 144" (1529x3658) Rectangular	3	37" (940)		
48" x 96" (1219x2438) Racetrack	3	37" (940)		
48" x 120" (1219x3048) Racetrack	3	37" (940)		
48" x 144" (1219x3658) Racetrack	3	37" (940)		
60" x 96" (1529x2438) Racetrack	3	37" (940)		
60" x 120" (1529x3048) Racetrack	3	37" (940)		
60" x 144" (1529x3658) Racetrack	3	37" (940)		

Build your complete Part Number here:

Sample Part Number:

Total Cost \$397 =

_____	—	—
SICBPB20	.Y	.K
\$397	+	N/C
	+	N/C

## Intrinsic

<i>Overview</i> .....		112
<i>Standard Edge</i>	<i>Racetrack</i> .....	113
	<i>Rectangular</i> .....	114
<i>Executive Edge</i>	<i>Racetrack</i> .....	115
	<i>Rectangular</i> .....	116



Intrinsic Conference Tables

The standard 1" Intrinsic Conference Table top is surfaced with Thermofused Laminate. Executive Tables are 1.5" thick with a High Pressure Laminate top. All tables have a PVC flat banded edge. Executive Tops have a Fluted edge option. Tops are either round or square in shape.

Intrinsic Tables offer two base style options. One is constructed of laminate material, and the other is a steel powder coated column. The laminate base is X-shaped. Column Leg Tables have four 4" diameter column legs.

The finished height for the Standard top Table is 28 ¾" (730") high. The finished height for the Executive top is 29 ¼" (743).

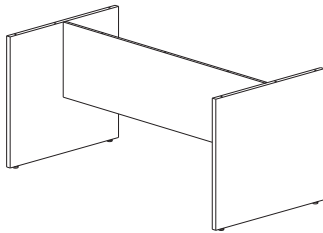
Grain Direction

Single piece tops – grain direction runs parallel to the length.  
Multiple piece tops – grain direction runs perpendicular to the length.

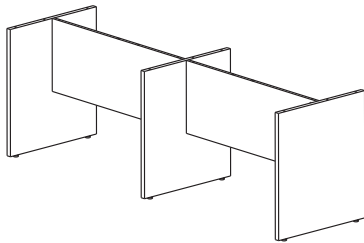
Table Tops

Tables	Table Top Edge Detail		
	PVC	Flat	Fluted
<b>Standard Top</b>			
Racetrack	X	X	
Rectangle	X	X	
<b>Executive Top</b>			
Racetrack	X	X	X
Rectangle	X	X	X

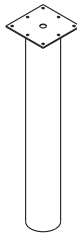
Table Bases



Laminate Base  
Tables 96" or Less in Width



Laminate Base  
Tables 120" or 144" in Width



Column Base

Seating Capacity

Trendway Tables have the following suggested seating capacities:

	Table Size	Seating Capacity
<b>Racetrack</b>	36x72	6
	48x72	6
	48x96	6
	48x120	10
	48x144	10
	60x96	8
<b>Rectangular</b>	36x72	6
	48x72	6
	48x96	8
	48x120	10
	48x144	10
	60x96	8

TABLE WEIGHT LIMITS

Tables with the recommended base/top size combination can support a maximum of 1.5 lb. for each inch of perimeter, evenly distributed.

WARNING:

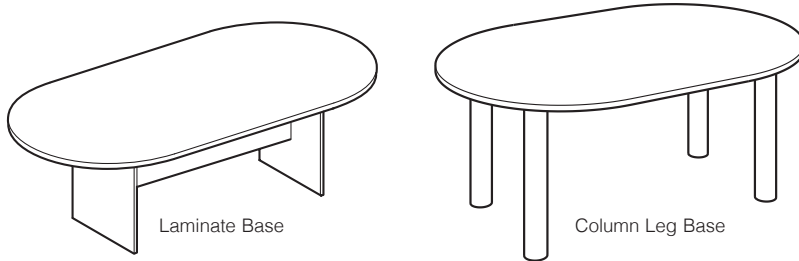
Failure to observe the recommended practices, such as loading beyond listed weight limits, will result in unsafe usage conditions and may result in bodily injury or failure of other components.

Any modification to Trendway product will change the criteria referenced above. Trendway will not honor the product warranty if modifications are made to the product or if the capacities referenced are exceeded.

Tables - Standard Edge

All Intrinsic Racetrack tables 96" or less in width have one piece tops, and all tables greater than 96" in width have three piece tops.

Laminate Base Tables, 120" or 144" in width, will have a base with three supporting legs.



Intrinsic Racetrack Tables – Laminate Base

Dimensions		List Price		Catalog Number	Top Color	Top Edge Color	Laminate Base Color
Depth	Width	1	2				
36" (914)	72" (1829)	\$1794	\$1899	ZFRTT3672	Thermo-fused Laminate	Thermo-fused Laminate	See Surface Materials Page 8
48" (1219)	72" (1829)	1470	1575	ZFRTT4872			
48" (1219)	96" (2438)	1984	2124	ZFRTT4896			
60" (1524)	96" (2438)	1961	2101	ZFRTT6096			
48" (1219)	120" (3048)	2878	3079	ZFRTT48120			
48" (1219)	144" (3658)	3029	3230	ZFRTT48144			

Intrinsic Racetrack Tables – Column Leg Base

Dimensions		Qty. of Column Legs	List Price		Catalog Number	Steel Base Color
Depth	Width		1	2		
36" (914)	72" (1829)	4	\$2080	\$2158	ZFRTT3672CLM	Standard Finish No Cost  Premium Finish +\$70 4 Legs +\$105 6 Legs  See Surface Materials Page 7
48" (1219)	72" (1829)	4	2114	2192	ZFRTT4872CLM	
48" (1219)	96" (2438)	4	2449	2527	ZFRTT4896CLM	
60" (1524)	96" (2438)	4	2698	2776	ZFRTT6096CLM	
48" (1219)	120" (3048)	6	3709	3849	ZFRTT48120CLM	
48" (1219)	144" (3658)	6	3859	3999	ZFRTT48144CLM	

Build your complete Part Number here:

-----

Sample Part Number:

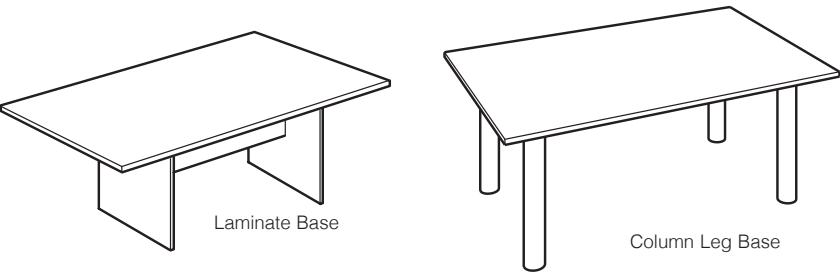
ZFRTT4896CLM	.XZ3	.XZ4	.XZ3
--------------	------	------	------

Total Cost \$2449 =

\$2449	+	N/C	+	N/C	+	N/C
--------	---	-----	---	-----	---	-----

**Tables - Standard Edge**  
All Intrinsic Rectangular tables 96" or less in width have one piece tops, and all tables greater than 96" in width have three piece tops.

Laminate Base Tables, 120" or 144" in width, will have a base with three supporting legs.



**Intrinsic Rectangular Tables – Laminate Base**

Dimensions		List Price		Catalog Number	Top Color	Top Edge Color	Laminate Base Color
Depth	Width	1	2				
36" (914)	72" (1829)	\$ 1341	\$1446	ZFRECT3672	Thermo-fused Laminate See Surface Materials Page 8	Thermo-fused Laminate See Surface Materials Page 8	See Surface Materials Page 8  Base edge will match laminate base color
48" (1219)	72" (1829)	1419	1524	ZFRECT4872			
48" (1219)	96" (2438)	1649	1789	ZFRECT4896			
60" (1524)	96" (2438)	1807	1947	ZFRECT6096			
48" (1219)	120" (3048)	2748	2936	ZFRECT48120			
48" (1219)	144" (3658)	2909	3041	ZFRECT48144			

**Intrinsic Rectangular Tables – Column Leg Base**

Dimensions		Qty. of Column Legs	List Price		Catalog Number	Steel Base Color
Depth	Width		1	2		
36" (914)	72" (1829)	4	\$1987	\$2042	ZFRECT3672CLM	Standard Finish No Cost  Premium Finish +\$70 4 Legs +\$105 6 Legs  See Surface Materials Page 7
48" (1219)	72" (1829)	4	2064	2119	ZFRECT4872CLM	
48" (1219)	96" (2438)	4	2292	2370	ZFRECT4896CLM	
60" (1524)	96" (2438)	4	2546	2624	ZFRECT6096CLM	
48" (1219)	120" (3048)	6	3575	3715	ZFRECT48120CLM	
48" (1219)	144" (3658)	6	3736	3876	ZFRECT48144CLM	

Build your complete  
Part Number here:

_____	---	---	---
-------	-----	-----	-----

Sample  
Part Number:

ZFRECT48120	.XZ3	.XZ4	.XZ3
-------------	------	------	------

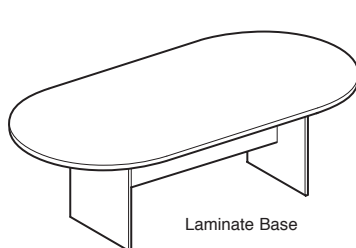
Total Cost \$2748 =

\$2748	+ N/C	+ N/C	+ N/C
--------	-------	-------	-------

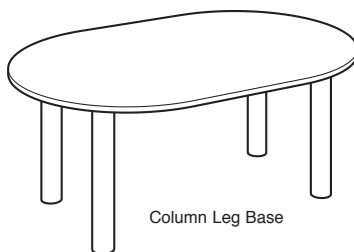
**Tables - Executive Edge**

All Intrinsic Executive Racetrack tables 96" or less in width have one piece tops, and all tables greater than 96" in width have three piece tops.

Laminate Base Tables, 120" or 144" in width, will have a base with three supporting legs.



Laminate Base



Column Leg Base

**Intrinsic Executive Racetrack Tables – Laminate Base**

Dimensions		List Price		Catalog Number	Edge Detail	Top Color	Top Edge Color	Laminate Base Color
Depth	Width	1	2					
36" (914)	72" (1829)	\$2211	\$2445	ZEFRTT3672	XS No Cost Flat  XF + \$29 Fluted	Thermo-fused Laminate	Thermo-fused Laminate	See Surface Materials Page 8
48" (1219)	72" (1829)	2638	2872	ZEFRTT4872				
48" (1219)	96" (2438)	3457	3724	ZEFRTT4896				
60" (1524)	96" (2438)	4101	4438	ZEFRTT6096				
48" (1219)	120" (3048)	4420	5148	ZEFRTT48120				
48" (1219)	144" (3658)	4726	5454	ZEFRTT48144				Base edge will match laminate base color

**Intrinsic Executive Racetrack Tables – Column Leg Base**

Dimensions		Qty. of Column Legs	List Price		Catalog Number	Steel Base Color
Depth	Width		1	2		
36" (914)	72" (1829)	4	\$3438	\$3639	ZEFRTT3672CLM	Standard Finish No Cost  Premium Finish +\$70 4 Legs +\$105 6 Legs  See Surface Materials Page 7
48" (1219)	72" (1829)	4	4162	4363	ZEFRTT4872CLM	
48" (1219)	96" (2438)	4	4532	4799	ZEFRTT4896CLM	
60" (1524)	96" (2438)	4	4881	5176	ZEFRTT6096CLM	
48" (1219)	120" (3048)	6	5219	5838	ZEFRTT48120CLM	
48" (1219)	144" (3658)	6	5801	6474	ZEFRTT48144CLM	

Build your complete  
Part Number here:

----- -- -- -- --

Sample  
Part Number:

ZEFRTT4896CLM .XF .XZ3 .XZ4 .XZ3

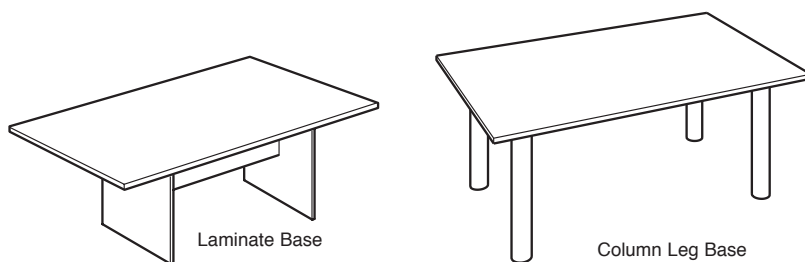
Total Cost \$4561 =

\$4532 + \$29 + N/C + N/C + N/C

**Tables - Executive Edge**

All Intrinsic Executive Rectangular tables 96" or less in width have one piece tops, and all tables greater than 96" in width have three piece tops.

Laminate Base Tables, 120" or 144" in width, will have a base with three supporting legs.

**Intrinsic Executive Rectangular Tables – Laminate Base**

Dimensions		List Price		Catalog Number	Edge Detail	Top Color	Top Edge Color	Laminate Base Color
Depth	Width	1	2					
36" (914)	72" (1829)	\$2240	\$2474	ZEFRECT3672	XS No Cost Flat	Thermo-fused Laminate	Thermo-fused Laminate	See Surface Materials Page 8
48" (1219)	72" (1829)	2355	2589	ZEFRECT4872				
48" (1219)	96" (2438)	2976	3313	ZEFRECT4896				
60" (1524)	96" (2438)	3118	3455	ZEFRECT6096				
48" (1219)	120" (3048)	4277	4877	ZEFRECT48120				
48" (1219)	144" (3658)	4759	5487	ZEFRECT48144	XF + \$29 Fluted	See Surface Materials Page 8	See Surface Materials Page 8	Base edge will match laminate base color

**Intrinsic Executive Rectangular Tables – Column Leg Base**

Dimensions			List Price		Catalog Number	Steel Base Color
Depth	Width	Qty. of Column Legs	1	2		
36" (914)	72" (1829)	4	\$2461	\$2662	ZEFRECT3672CLM	Standard Finish No Cost  Premium Finish +\$70 4 Legs +\$105 6 Legs  See Surface Materials Page 7
48" (1219)	72" (1829)	4	2548	2749	ZEFRECT4872CLM	
48" (1219)	96" (2438)	4	4643	4938	ZEFRECT4896CLM	
60" (1524)	96" (2438)	4	4906	5201	ZEFRECT6096CLM	
48" (1219)	120" (3048)	6	5095	5633	ZEFRECT48120CLM	
48" (1219)	144" (3658)	6	5672	6345	ZEFRECT48144CLM	

Build your complete Part Number here:

-----	--	---	---	---
-------	----	-----	-----	-----

Sample Part Number:

ZEFRECT4896CLM	.XS	.XZ3	.XZ4	.XZ3
-----	--	---	---	---

Total Cost \$4643 =

\$4643	+	N/C	+	N/C	+	N/C	+	N/C
--------	---	-----	---	-----	---	-----	---	-----

	Overview & Order Information	Statement of Line	Surface Materials	Training Tables	Height Adjustable Tables & Screens	Collaborative, Café & Occasional Tables	Conference Tables	Conference & Training Room Components	Terms & Policies
<h2>Conference Tables</h2>									
<b>Trig</b>									
<hr/>									
<i>Overview</i> ..... 118									
<i>Rectangular</i> ..... 119									

Trig Conference Tables


Trig Collaborative Tables have rectangular Thermofused laminate tops with a PVC edge band. The base consists of four or six 3"x 3" square powder-coated steel legs. Tables 72"-96" wide will have 4 legs and tables 120"-144" will have 6 legs. The table comes standard with glides.

The finished height of the table is 28 ¾" (730)

Grain Direction

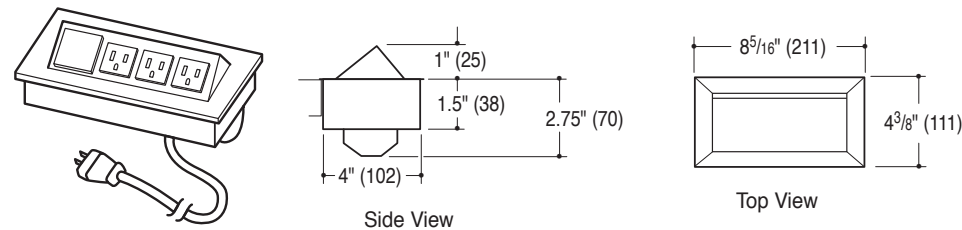
Single piece tops – grain direction runs parallel to the length.  
Multiple piece tops – grain direction runs perpendicular to the length

Table Base

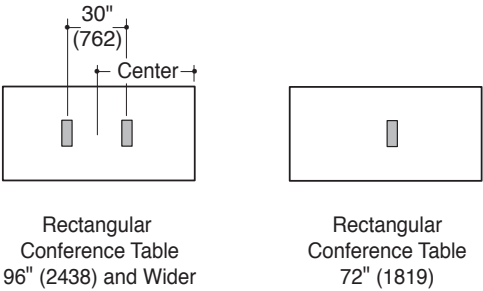


Electrical

Trig Conference Tables:  
The pop-up power/data module for the Conference Tables is made of clear anodized aluminum. Conference Tables that are 72" (1829) wide have one optional electrical pop up centered on the table; tables that are 96" (2438) and wider can be outfitted with two optional electrical pop-up modules. The pop-up module has 3 power receptacles and 1 data opening. Each receptacle is rated for 15 amps. When specified, the table ships with a pre-cut mounting location for the pop-up module. A 6' power cord is included. The pop-up module is field installed.



Pop-up Module Locations:



Seating Capacity

Trendway Tables have the following suggested seating capacities:

	Table Size	Seating Capacity
Rectangular	36x72	6
	42x72	6
	48x72	6
	48x96	8
	48x120	10
	48x144	10

TABLE WEIGHT LIMITS

Tables with the recommended base/top size combination can support a maximum of 1.5 lb. for each inch of perimeter, evenly distributed.

WARNING:

Failure to observe the recommended practices, such as loading beyond listed weight limits, will result in unsafe usage conditions and may result in bodily injury or failure of other components.

Any modification to Trendway product will change the criteria referenced above. Trendway will not honor the product warranty if modifications are made to the product or if the capacities referenced are exceeded.

Tables

Trig Tables are shipped complete with a 1"-thick Thermofused Laminate top and 3mm vinyl edge band. Shipped ready to assemble.

Rectangular Conference Tables

Trig Rectangular Conference Table tops 72" - 96" wide are shipped in one piece, and tops 120" - 144" wide are shipped in three pieces. Trig Rectangular Conference Tables come with 3"-square legs and all necessary hardware.

The pop-up power/data module for the Rectangular Conference Table is made of clear anodized aluminum. Conference tables that are 96" (2438) and wider have two electrical pop-up modules. The pop-up module has 3 power receptacles and 1 data opening. Each receptacle is rated for 15 amps. A 6' power cord is included.

Trig Rectangular Conference Table

Dimensions			List Price		Catalog Number	Electrical	Top Color	Top Edge Color	Leg Trim Color
Depth	Width	Height	1	2					
36" (914)	72" (1829)	28 <sup>3</sup> / <sub>4</sub> " (730)	\$2001	\$2056	TRGRECT3672SL	NN No Cost No Electrical	Thermo-fused Laminate (See Surface Materials Page 8)	Thermo-fused Laminate (See Surface Materials Page 8)	Standard Finish No Cost
42" (1067)	72" (1829)	28 <sup>3</sup> / <sub>4</sub> " (730)	2078	2133	TRGRECT4272SL				
48" (1219)	72" (1829)	28 <sup>3</sup> / <sub>4</sub> " (730)	2155	2210	TRGRECT4872SL				
48" (1219)	96" (2438)	28 <sup>3</sup> / <sub>4</sub> " (730)	2312	2390	TRGRECT4896SL	EN Electrical 72" Width + \$588  96"-144" Width + \$1178			Premium Finish + \$40  (See Surface Materials Page 7)
48" (1219)	120" (3048)	28 <sup>3</sup> / <sub>4</sub> " (730)	3600	3705	TRGRECT48120SL				
48" (1219)	144" (3658)	28 <sup>3</sup> / <sub>4</sub> " (730)	3763	3868	TRGRECT48144SL				
Build your complete Part Number here:					-----	--	--	--	-



Sample Part Number:

TRGRECT3672SL	.EN	.XZ1	.XZ4	N/A
---------------	-----	------	------	-----

Total Cost \$2589 =

\$2001	+	\$588	+	N/C	+	N/C	+	N/C
--------	---	-------	---	-----	---	-----	---	-----



Overview & Order Information	NOTES										
Statement of Line											
Surface Materials											
Training Tables											
Height Adjustable Tables & Screens											
Collaborative, Café & Occasional Tables											
Conference Tables											
Conference & Training Room Components											
Terms & Policies											

	Overview & Order Information	Statement of Line	Surface Materials	Training Tables	Height Adjustable Tables & Screens	Collaborative, Café & Occasional Tables	Conference Tables	Conference & Training Room Components	Terms & Policies
<h2>Conference &amp; Training Room Components</h2>									
<i>Mobile Media Cart</i> .....								122	


Intrinsic Mobile Media Cart

The Intrinsic Mobile Media Cart has two lockable hinged doors, one adjustable shelf behind the doors, one open storage shelf, wire management from top to base of unit and four locking casters. One Grommet is standard.

Shipped assembled.

When the key-alike lock option "T" is chosen a "disposable" core is assembled in the filing unit to temporarily secure the drawers and doors for transit. The "disposable" core must be field replaced with an Intrinsic Core/Key set in order

for the Intrinsic filing unit to lock. The Core/Key set (ZFLCK) must be ordered separately or by using the keying order form.



Intrinsic Mobile Media Cart

Dimensions			List Price		Catalog	Pull	Unit	Top	Edge	Top	Lock
Depth	Width	Height	1	2							
24" (610)	36" (914)	36 <sup>5</sup> / <sub>8</sub> " (930)	\$2409	\$2549	ZFMMC	No Cost Applied  L Classic  E Stream- line  AZ Designer  MM Mod2  MD Modern	Thermo- fused Laminate  See Surface Materials Page 8	Thermo- fused Laminate  See Surface Materials Page 8	Thermo- fused Laminate  See Surface Materials Page 8	Thermo- fused Laminate  See Surface Materials Page 8  Door Edge will match door color	R No Cost Random  *T Deduct \$-16 Key-Alike
Build your complete Part Number here:					---	--	---	---	---	---	-

Sample  
Part Number:

ZFMMC	.E	.XZ3	.XZ4	.XZ4	.XZ2	.R
-------	----	------	------	------	------	----

Total Cost \$2409 =

\$2409	+	N/C	+	N/C	+	N/C	+	N/C	+	N/C	+	N/C
--------	---	-----	---	-----	---	-----	---	-----	---	-----	---	-----

Executive Mobile Media Cart


The Intrinsic Mobile Media Cart has two lockable hinged doors, one adjustable shelf behind the doors, one open storage shelf, wire management from top to base of unit and four locking casters. One Grommet is standard.

Shipped assembled.

Note: The Intrinsic Executive Mobile Media Cart has a 1½" thick High-Pressure Laminate top.

When the key-alike lock option "T" is chosen a "disposable" core is assembled in the filing unit to temporarily secure the drawers and doors for transit. The "disposable" core must be field replaced with an Intrinsic Core/Key set in order for the Intrinsic filing unit to lock. The Core/Key set (ZFLCK) must be ordered separately or by using the keying order form.

Intrinsic Executive Mobile Media Cart

Dimensions			List Price		Catalog	Edge	Pull	Unit	Top	Top	Door	Lock
Depth	Width	Height	1	2								
24" (610)	36" (914)	37 <sup>1</sup> / <sub>8</sub> " (943)	\$2745	\$2877	ZEFMMC	XS No Cost Flat	No Cost Applied	Thermo- fused Laminate	Thermo- fused Laminate	Thermo- fused Laminate	Thermo- fused Laminate	R No Cost Random
						XF + \$29 Fluted	L Classic	See Surface Materials Page 8	See Surface Materials Page 8	See Surface Materials Page 8	See Surface Materials Page 8	*T Deduct \$-16 Key-Alike
						E Stream- line	AZ Designer				Door Edge will match door color	
						MM Mod2						
						MD Modern						
Build your complete Part Number here:					— — — — —			— —	—	— — —	— — —	— — —

Sample  
Part Number:

ZEFMMC	.XS	.E	.XZ3	.XZ4	.XZ4	.XZ2	.R
--------	-----	----	------	------	------	------	----

Total Cost \$2745 =

\$2745	+	N/C	+	N/C	+	N/C	+	N/C	+	N/C	+	N/C	+	N/C
--------	---	-----	---	-----	---	-----	---	-----	---	-----	---	-----	---	-----

Overview & Order Information	NOTES									
Statement of Line										
Surface Materials										
Training Tables										
Height Adjustable Tables & Screens										
Collaborative, Café & Occasional Tables										
Conference Tables										
Conference & Training Room Components										
Terms & Policies										

Overview & Order Information

Statement of Line

Surface Materials

Training Tables

Height Adjustable Tables & Screens

Collaborative, Café & Occasional Tables

Conference Tables

Conference & Training Room Components

Terms & Policies

Terms & Policies

Terms & Policies ..... 126

## 1. Prices

Prices shown in this price list are F.O.B. origin, freight prepaid, in the contiguous United States. Trendway Corporation reserves the right to change prices without notice. Trendway may implement price changes effective at time of shipment if shipping date is more than 120 days from date written order was received by Trendway.

Pricing for shipments outside the contiguous United States will be based on the port of departure. Freight will be prepaid to port of departure.

List prices include coverage of prepaid standard, Trendway-specified freight cost.

## 2. Order Placement

Trendway Corporation requires all orders to be submitted electronically via on-line order entry at [www.trenddealer.com](http://www.trenddealer.com), or in writing following Ordering Procedures on page 1. Trendway recommends using design software for larger projects which allows the dealer to design, specify, and enter an order more efficiently and accurately which will assure completeness and avoid errors and duplications. The Buyer assumes all responsibility for the correct content of any order which has been acknowledged.

## 3. Confirmation

Upon receiving an order, Trendway Corporation will send an acknowledgment with exact pricing information and scheduled shipping date. Orders can also be confirmed on-line at [www.trenddealer.com](http://www.trenddealer.com). Customer is responsible for checking acknowledgements to ensure that the order is correct. Order will be processed as acknowledged.

## 4. Lead Times

Trendway Corporation reserves the right to alter lead times as demand for products fluctuate. Stated lead times begin after a complete order is entered and scheduled. Shipments are subject to product availability. Special products and larger orders may extend lead times. Orders placed by dealers without a requested delivery date will be assigned a delivery date of 4 weeks for standard product orders and 6 weeks for custom product orders. Please contact your customer care representative for exact lead-times.

## 5. Buyer's Credit

If, in the judgment of Trendway, the financial condition of the Buyer at any time does not justify the terms specified, Trendway may at any time by notice to the Buyer require prepayment or other terms of payment differing from those specified in Section 8 or other satisfac-

tory security to insure prompt payment of invoices.

## 6. Order Changes

To change an order, the customer must call Trendway Customer Care for order status. If approved, the customer must confirm the changes in writing to Trendway Corporation. Customer agrees to accept any and all charges involved in altering an order. This includes payment, determined by Trendway, for product already in production. Changes in orders also may result in delayed shipments.

## 7. Cancellation

All cancellations must be approved by Trendway Corporation. **Orders in production cannot be cancelled without incurring substantial or full purchase price.** Customers shall agree to accept any and all charges involved in the cancellation transaction, as determined by Trendway. Non-standard items may not be cancelled.

## 8. Terms of Sale

Terms of sale on all invoices to approved Trendway customers are Net 30 days from date of invoice. These terms may be changed at any time by Trendway Corporation based on credit rating information available on specific customers. Payment in advance may be requested at the discretion of Trendway without explanation.

## 9. Taxes

Prices listed do not include any federal, state, local, or other taxes. Purchaser agrees to pay or reimburse any such taxes that Trendway Corporation, Trendway Corporation subcontractors, or suppliers are required to pay. For shipments to AZ, CA, CO, DC, FL, GA, IL, IN, KS, MA, MI, MN, MS, NJ, NY, OH, PA, TX and Canada, add appropriate tax rate. All authorized dealers should ensure that a resale exemption certificate is on file with Trendway Corporation.

## 10. Past-Due Accounts

Past-due accounts will be charged 1.5% per month. This is an annual rate of 18% or the highest legal rate on the unpaid balance. The purchaser agrees to pay all collection agency fees, court costs, and/or reasonable attorney fees incurred by Trendway in the collection of past-due balances.

## 11. Customer's Own Material (COM)

The Trendway COM program allows customers to use special materials. By complying with the COM testing for manufacturability procedure in the steps below, Trendway will be able to identify if your material is appropriate for application to the products you specify.

To comply with the COM process, please follow these steps:

1. Select the COM material.
2. Check first with [www.trenddealer.com/COM Library](http://www.trenddealer.com/COMLibrary), to determine if this material has already passed testing for manufacturability on the intended product.
3. If the material is pre-approved in the COM Library, customer must submit a *COM Order Submission Form* (available from Trendway Customer Care Representative).
4. If the material requested is not in the COM Library, customer must submit a *COM* test request on-line at [www.trenddealer.com](http://www.trenddealer.com), send a sample of the COM material (see Test Yardage Requirements below), and include a list of Trendway product numbers designated for the COM application. Material sample should include pattern name, pattern number and color, manufacturer, direction material should be applied, and Control number from the COM Request Form automated e-mail response.
5. Ship COM samples to:  
  
U.S. Mail and UPS, FedEx Shipment:  
Trendway Corporation  
13467 Quincy Street  
Holland, MI 49424  
Attn: COM Request
6. You will be notified within five working days of receiving the material sample by Trendway, whether your COM has been approved or disapproved for application.

NOTE: All COM applications are priced at Grade 1 or Grade A.

If Buyer desires to use his own material in the production of Trendway's products, it is necessary to obtain the prior written consent of Trendway. Material provided by the Buyer shall be shipped to seller, freight prepaid, and all risk of loss or damage shall remain with Buyer. Buyer must assume

responsibility for any spoilage that takes place in the course of processing or during transportation. Buyer hereby holds Trendway harmless against any and all claims for loss, liability, injury, or damage arising from use of customer material; and Buyer takes full responsibility for performance and quality of customer material. Buyer should also be aware that Buyer-furnished materials will not qualify for UL Listings and may not meet fire codes. Please discuss specific concerns and special needs with Trendway Customer Care PRIOR to placing your order.

### 11a. Custom Color

Trendway's Custom Color program allows the customer to specify their own color or stain on many of Trendway's products. See [www.trenddealer.com](http://www.trenddealer.com) for product availability, individual product guidelines and lead times. Set up fees and lead times are product specific and will vary.

To request a Custom Color or Stain:

- Complete a Custom Color Request form (available on [www.trenddealer.com](http://www.trenddealer.com)).
- Send request form along with two 2"x3" samples to Trendway Customer Care Color Coordinator.
- After the receipt of the request, Trendway will provide customer with one color sample.
- If approved, Dealer or customer completes custom color form, providing the custom match color number on the back of the sample, signs, and returns by fax or mail to Custom Color Coordinator.
- Samples will be matched under cool white florescent lighting. All orders processed under the Custom Color program will be manufactured within commercially acceptable tolerances.
- If applicable, dealer will be sent an invoice for \$250 color matching fee per customer, per color. See Custom Color Request form for details.

### 12. Special Product

When Trendway purchases special surface materials (i.e., fabrics and laminates) at the request of the customer, the customer takes full responsibility for the performance and quality of the surface material.

### 13. Delays

Trendway shall not be liable for loss or damage due to delay in manufacturing or delivery resulting from any cause beyond Trendway's reasonable control, including, but not limited to, compliance with any

regulations, orders, or instructions of any Federal, State, or Municipal Government, or any department or agency thereof, acts of God, acts or omissions of Buyer, acts of civil or military authority, fires, strikes, factory shutdowns or alterations, embargoes, war, riot, delays in transportation or inability due to causes beyond Trendway's reasonable control to obtain necessary labor, manufacturing facilities, or material from Trendway's usual sources. In no event shall Trendway be liable for special or consequential damages for any delay for any cause.

### 14. Postponement of Delivery

If unforeseen circumstances occur, Trendway Corporation may postpone delivery of ordered products. Customer will be notified when such postponement occurs.

### 15. Storage

When shipment is delayed by the Buyer, Trendway reserves the right to place the goods in storage at customer's risk and cost. Trendway charges  $\frac{1}{4}$  of 1% of list price per week to cover storage. All terms and conditions of the sale, including but not limited to invoicing and payment, will continue as Buyer-specified destination; except that title remains with Trendway and that Trendway reserves the right to modify payment terms to assure recovery of any additional cost incurred.

### 16. Transportation

All orders shipped to any destination, within the contiguous United States, will be F.O.B. origin, freight prepaid, and risk of loss or damage shall pass to Buyer upon delivery to carrier. Trendway will determine the method and agency of transportation to be used.

Exceptions to standard prepaid freight are as follows:

- Customer directed expedites (Air Freight, Team Hauls) will be prepaid by Trendway and Customer will be billed the difference between standard and expedited freight.
- Truckload deliveries that are requested to deliver on weekends, Holidays or after 12:00 noon EST on Friday's will have an additional charge of \$450 per truck.
- Excessive unloading (in excess of 2 hours) will be billed at \$50 per hour after the initial 2 hour unloading period.
- LTL shipments normally deliver between 8:00 am and 5:00 pm, Monday through Friday. A specific delivery time on your assigned delivery date can be requested for an additional charge of \$150. This charge does not apply

to full-truckload shipments. Requests for specific dates/times falling outside standard delivery timeframe for the carrier serving your area constitute Expedites (see Customer-Directed Expedites, above). Expedite charges do apply to full-truckload shipments.

- Lift gate service will have an additional charge of \$85 for an LTL carrier. For lift gate service on a truckload, contact Customer Care.
- Inside delivery service starts at \$50. Call Customer Care for quote.
- Reconsignment cost after shipment, starts at \$50. Call Customer Care for quote.
- Special equipment requirements call for a quote.

In the event that special F.O.B. Destination terms are agreed to by Trendway or delivery is made on Trendway-owned or -leased equipment, customer or authorized representative is responsible for noting any freight damage or shortage on the freight bill of lading at time of delivery and must notify Trendway within five (5) days of delivery day of any such damage or shortage. Assistance in a concealed damage claim on an F.O.B. Destination shipment will be provided by Trendway only if the product has been immediately unpacked and both the carrier and Trendway have been promptly notified of resultant damage so the proper inspection can be made.

### Shipping Note:

Trendway strives to minimize packaging to help the environment and to make installations faster and cleaner.

Trendway ships products in using various packaging methods based upon the product type and shipping method (full truck vs. LTL), all of which are designed to provide protection for the product while minimizing packaging materials.

Trendway test packaging designs to ensure their effectiveness.

### 17. Product Ownership

Title and risk of loss to all goods sold shall pass to Buyer upon Trendway's delivery to Buyer or to a carrier at shipping point. Trendway, however, retains the Purchase Money Security Interest in all goods shipped and the right to perfect same.



## 18. Damaged Materials

Trendway Corporation is not responsible for shipped products when the common carrier is in receipt of the material. Trendway expects all customers to thoroughly inspect orders on receipt regardless of point of delivery. Clear receipt should not be given on the material until it has been checked for damage in transit. All claims for noted damaged material must be made by the customer to Trendway Customer Care. Concealed damage or damage not noted at time of delivery shall be made by the customer to the common carrier within 5 days after receipt. Trendway assumes no liability for such damage.

## 19. Shortage on Order

Shortage on ordered products must be reported to Trendway Corporation within five (5) days of product delivery and must be noted on bill of lading at time of delivery.

## 20. Product Usage and Compliance

Buyer assumes full responsibility for the application of Trendway's product to Buyer's use, and compliance with Trendway installation and maintenance instructions and reasonable load restrictions. Compliance to local code restrictions regarding fire, electrical, and building codes are the responsibility of the customer or his authorized agent.

## 21. Post-Delivery Assistance

Installation and servicing of Trendway products are normally handled directly by Trendway-authorized dealers. When this is not possible, assistance is available by calling Trendway's Customer Care Department, Holland, Michigan.

## 22. Returned Goods

As a basic policy, Trendway does not accept returned material, because most items are manufactured per order and are not in stock at the factory. If material is authorized for return because of Trendway error, shipment may be made freight collect. Any other goods for which Trendway does authorize a return will be sent prepaid and a restocking charge of 35% will apply. **To receive authorization to return goods, please contact Trendway's Customer Care Department.**

**All Returned Materials Authorizations expire thirty (30) days from date of issue. Any product returned after 30 days will be refused and returned to sender collect.**

Electrical components, nonstandard items, and fabric-covered goods may not be returned. Replacement products will be billed to you with credit being issued upon return of the product in good condition. All goods returned must be in the original Trendway packing cartons. Goods will be inspected for dam-

age upon return. No credit will be issued for goods which are damaged. **As a general statement of policy, return authorization will not be issued for items unless they are Trendway stock items.**

## 23. Key-Alike Option

The key-alike option is available on all orders. To order key-alike items within a workstation, follow these steps:

- Fill out a key-alike form and submit it with your purchase order. If key-alike orders are placed with your PO or within 30 days of receipt of your order, they will be sent at no charge.
- After 30 days of your PO regardless of your installation date, the cost of key-alike requests will be \$3.00 net per core and key, if the quantity exceeds 10.

Note: Credit will not be issued for return of unused cores and key's.

Key-Alike forms are available on [www.trenddealer.com](http://www.trenddealer.com) or through Trendway Customer Care.

## 24. Special Marking or Tagging

Special tagging is available on all orders free of charge. Trendway suggests this option to simplify the staging and installation of product. **Tag designations must be specified at the time an order is placed.**

## 25. Trendway Field Technical and Installation Support:

On-site field measurement and installation support is available as a service. The fees are listed below:

Field Measurement Assistance: 1 Day on-Site, \$1,800.00

Field Installation Assistance: 3 Days on-site, \$3,000.00

These fees are based on a minimum 14 business days advanced notification and booking. Service requests booked less than 14 business days in advance may be subject to additional fees due to added travel cost. For more information or to place a request, contact Trendway Customer Care at 1-616-399-3900.

Find the most current terms and conditions on [www.Trenddealer.com](http://www.Trenddealer.com), in the Price List section.

## LIMITED LIFETIME WARRANTY

Trendway Corporation warrants to the original purchaser that the products described in its price lists, sold after August 1, 2004 will be free from defects in materials and workmanship commencing with the date of initial purchase and continuing for as long as the original owner uses these products. This warranty provides limits on the following products:

	<b>Systems</b>	<b>Architectural Products</b>	<b>Seating</b>
<b>10 Year</b>	<ul style="list-style-type: none"> <li>•Height-Adjustable Table Frame</li> <li>•Electrical Components</li> </ul>	<ul style="list-style-type: none"> <li>•Electrical Components</li> </ul>	<ul style="list-style-type: none"> <li>•Pneumatic Cylinders</li> <li>•Mechanisms</li> </ul>
<b>5 Year</b>	<ul style="list-style-type: none"> <li>•Drawer Slides</li> <li>•Systems Textiles</li> <li>•Laminate, Paint, Plastic</li> <li>•Electronic Ballasts</li> <li>•Height-Adjustable Table Mechanical Components</li> <li>•Screens</li> </ul>	<ul style="list-style-type: none"> <li>•Systems Textiles</li> <li>•Laminate, Paint, Plastic</li> </ul>	
<b>3 Year</b>	<ul style="list-style-type: none"> <li>•Veneer</li> <li>•Magnetic Ballasts</li> </ul>	<ul style="list-style-type: none"> <li>•Veneer</li> </ul>	<ul style="list-style-type: none"> <li>•Trim</li> <li>•Foam</li> <li>•Upholstery</li> <li>•Arm Pads</li> </ul>
<b>2 Year</b>	<ul style="list-style-type: none"> <li>•Surface Trend Fabrics</li> <li>•Height-Adjustable Table Electrical Components</li> </ul>	<ul style="list-style-type: none"> <li>•Surface Trend Fabrics</li> </ul>	
<b>1 Year</b>	<ul style="list-style-type: none"> <li>•Non-Standard Product</li> <li>•Personal Task Lighting</li> </ul>	<ul style="list-style-type: none"> <li>•Non-Standard Product</li> </ul>	<ul style="list-style-type: none"> <li>•Non-Standard Product</li> </ul>
<b>Not Covered</b>	<ul style="list-style-type: none"> <li>•Light Bulbs</li> <li>•Customer's Own Material</li> </ul>	<ul style="list-style-type: none"> <li>•Customer's Own Material</li> </ul>	<ul style="list-style-type: none"> <li>•Customer's Own Material</li> </ul>

The following exceptions apply to all product lines:

- The Trendway warranty applies to normal three shift office use, with the exception of seating. Seating is warranted for single-shift usage.
- Damage caused by improper treatment of the product including exposure to unusual environmental conditions (extreme climates, acids, and moisture)

This comprehensive warranty applies to all products installed or reconfigured by a Trendway authorized installer. Trendway will repair, or at its option, replace defective merchandise, free of charge, which, when used normally and pursuant to Trendway's published instructions, and applicable planning guide information, prove to be defective within the period stated. This remedy is expressly agreed to be exclusive as a condition of sale. No person is authorized to assume for Trendway any warranty liability, except as expressly set forth in this paragraph, or set forth in writing by an authorized officer of the company at its headquarters in Holland, Michigan.

Any and all labor charge backs must be pre-approved by Trendway's Customer Care Manager in writing. Trendway will reimburse authorized Trendway dealers and service centers for approved warranty labor during the first year of use.

This warranty does not apply to damage resulting from accident, alteration, transport, or misuse, as well as damage from normal wear and tear such as dents, nicks, scratches, fading and improper maintenance. Trendway employs quality measures to ensure color consistency in our products. However, due to the effects of light and other environmental factors, no guarantee can be made for an exact match to product in an existing installation.

Natural variations occurring in materials such as wood and leather are not considered defects, and Trendway does not warrant the matching of colors, grains, textures or colorfastness of these materials.

Trendway provides a three-year warranty on veneer products for quality and craftsmanship. Due to the natural properties of wood, the following are not covered under this warranty:

- Changes in wood color resulting from exposure to light or aging
- Natural color variation between wood veneer and solid wood pieces, or resulting from veneer lay-up
- Natural variation in wood grain or the presence of character marks
- Normal wear and tear
- Exact match to swatch materials

Trendway makes no warranty to purchasers who acquire products for personal, family, or household purposes, or to purchasers acquiring the product other than directly from Trendway Corporation, its authorized dealers, or others who are specifically authorized by Trendway to sell such products. Trendway's liability with respect to its products shall not exceed that expressly set forth above irrespective of the theory upon which a claim might be based, including negligence. Under no circumstances shall Trendway be liable for incidental or consequential damages. Original product label must be attached to the product in question.

The warranty period is not interrupted or prolonged by the performance of a service under the terms of the warranty. There are no other warranties except as expressly set forth above, either express or implied, including any warranty of design, merchantability or fitness for any purpose.

This warranty supersedes all previously printed Trendway warranties.

